


Manley Performance

...Platinum Series Pistons

“Powers The Winners”

The secret is out...

Professional engine builders and elite tuners around the world are running Manley pistons for some very good reasons.



Wrist pin upgrades (9310 and Turbo Tuff/DLC alloys) available
9310 alloy standard in Extreme Duty Series

Domestic 2618 alloy forgings

Better ring seal = More power

Offset wrist pin designs on many applications where appropriate

Total Seal piston rings used exclusively

Cam and barrel (skirt) profiles that make big power yet are friendly to the cylinder walls

Skirt coatings on many applications

Unique (to Manley) fixturing allowing skirt turning & ring groove machining to be performed in one single operation to ensure the ultimate ring groove to skirt squareness

PISTONS, RINGS, & PINS

- **QUALITY**
- **PERFORMANCE**
- **VALUE**

The best of the best
choose Manley pistons



Danzio Performance relies on Manley pistons

PLATINUM SERIES PISTONS

Small Block Chevrolet

2 Barrel Class

4" Bore Flat Top 23° Head

- ▶ 2618 high strength material
- ▶ Perfect ring groove to skirt squareness
- ▶ Round wire locks included
- ▶ Pressure balance groove
- ▶ Semi-banded skirt for improved skirt stability
- ▶ 2.300" x .095" wall Premium Chrome Moly pin
- ▶ .130" wall pin upgrade also available P/N 42242



Part No.	Bore Size	Rod Length	Stroke	Compression Distance	Piston Wt / Gms	Piston & Pin Wt / Gms	Piston Ring Sets	
							Ductile Iron Top Rings	Gapless® Top Rings
1/16" x 1/16" x 3/16" RINGS								
590030-8	4.030"	5.700"	3.480"-3.500"	1.550"	438	510	46353-8	46353GT-8
590035-8	4.035"	5.700"	3.480"-3.500"	1.550"	441	513	46355-8	46355GT-8
590040-8	4.040"	5.700"	3.480"-3.500"	1.550"	443	515	46354-8	46354GT-8
590130-8	4.030"	6.000"	3.480"-3.500"	1.250"	399	471	46353-8	46353GT-8
590135-8	4.035"	6.000"	3.480"-3.500"	1.250"	400	472	46355-8	46355GT-8
590140-8	4.040"	6.000"	3.480"-3.500"	1.250"	401	473	46354-8	46354GT-8
The following pistons will include groove lock spacer 462482								
590230-8	4.030"	6.000"/6.125"	3.750"/3.480"-3.500"	1.125"	369	441	46353-8	46353GT-8
590235-8	4.035"	6.000"/6.125"	3.750"/3.480"-3.500"	1.125"	370	442	46355-8	46355GT-8
590240-8	4.040"	6.000"/6.125"	3.750"/3.480"-3.500"	1.125"	371	443	46354-8	46354GT-8
Gas Ported .043" x .043" x 3mm RINGS								
591030-8	4.030"	5.700"	3.480"-3.500"	1.550"	438	510	46213-8	46213GT-8
591035-8	4.035"	5.700"	3.480"-3.500"	1.550"	440	512	46215-8	46215GT-8
591040-8	4.040"	5.700"	3.480"-3.500"	1.550"	442	514	46214-8	46214GT-8
591130-8	4.030"	6.000"	3.480"-3.500"	1.250"	400	472	46213-8	46213GT-8
591135-8	4.035"	6.000"	3.480"-3.500"	1.250"	401	473	46215-8	46215GT-8
591140-8	4.040"	6.000"	3.480"-3.500"	1.250"	402	474	46214-8	46214GT-8
591230-8	4.030"	6.000"/6.125"	3.750"/3.480"-3.500"	1.125"	380	452	46213-8	46213GT-8
591235-8	4.035"	6.000"/6.125"	3.750"/3.480"-3.500"	1.125"	382	454	46215-8	46215GT-8
591240-8	4.040"	6.000"/6.125"	3.750"/3.480"-3.500"	1.125"	384	456	46214-8	46214GT-8
The following pistons will include groove lock spacer 462483								
591330-8	4.030"	6.200"	3.480"-3.500"	1.050"	367	439	46213-8	46213GT-8
591335-8	4.035"	6.200"	3.480"-3.500"	1.050"	368	440	46215-8	46215GT-8
591340-8	4.040"	6.200"	3.480"-3.500"	1.050"	369	441	46214-8	46214GT-8

The root diameter of the ring grooves accommodates Manley rings and others which have the following radial thickness
 1/16" x 3/16" Top: .183" 2nd: .183" Oil: .183" .043" x 3mm Top: .160" 2nd: .165" Oil: .145"



Common Features

- Dome Volume: -2.5cc
- Crown Thickness: .155"
- Compression Ratio: 10.6:1 w/ 64cc & 3.48" Stroke
- Top Ring: 1/16" or .043" Gas Ported, .155" down
- Second Ring: 1/16" or .043"
- Oil Ring: 3/16" or 3mm
- Valve Notches: .210" Int., .150" Exh.
- Maximum Fly Cut: .270" Int., .170" Exh.
- Max. Valve Sizes: 2.125" Int., 1.650" Exh.
- Valve Angle: 22°
- Pin Included: Premium Chrome Moly P/N 42241 (.095" wall, 72 grams, 2.300" long, .927" dia.)
- Round Wire Locks: P/N 42262 - .061" wide
- Recommended
- Piston Clearance: .005" measured 1.100" from bottom of the oil ring



Note: Compression ratios are calculated at .005" deck clearance, a 4.060" head gasket ID with a .040" compressed thickness

SEE PAGE 131 & 132 FOR CUSTOM PISTONS

PLATINUM SERIES PISTONS

Small Block Chevrolet

4 Barrel Class

4" Bore Flat Top 23° Head

- ▶ 2618 high strength material
- ▶ Lightweight design
- ▶ Slightly thicker deck (.185") for higher horsepower applications
- ▶ Perfect ring groove to skirt squareness
- ▶ Pressure balance groove
- ▶ Round wire locks included
- ▶ Modified full banded skirt design for increased skirt stability
- ▶ 2.300" x .130" wall Premium Chrome Moly pin
- ▶ .150" wall pin upgrade also available P/N 42442



Part No.	Bore Size	Rod Length	Stroke	Compression Distance	Piston Wt / Gms	Piston & Pin Wt / Gms	Piston Ring Sets Ductile Iron Top Rings	Gapless® Top Rings
1/16" x 1/16" x 3/16" RINGS								
590500-8	4.000"	5.700"	3.480"-3.500"	1.550"	458	553	46350-8	46350GT-8
590530-8*	4.030"	5.700"	3.480"-3.500"	1.550"	458	553	46353-8	46353GT-8
590535-8*	4.035"	5.700"	3.480"-3.500"	1.550"	459	554	46355-8	46355GT-8
590540-8*	4.040"	5.700"	3.480"-3.500"	1.550"	460	555	46354-8	46354GT-8
590545-8*	4.045"	5.700"	3.480"-3.500"	1.550"	465	560	46354-8	46354GT-8
590560-8*	4.060"	5.700"	3.480"-3.500"	1.550"	470	565	46356-8	46356GT-8
590730-8	4.030"	5.700"	3.750"	1.425"	438	533	46353-8	46353GT-8
590630-8	4.030"	6.000"	3.480"-3.500"	1.250"	415	510	46353-8	46353GT-8
590635-8	4.035"	6.000"	3.480"-3.500"	1.250"	416	511	46355-8	46355GT-8
590640-8	4.040"	6.000"	3.480"-3.500"	1.250"	418	513	46354-8	46354GT-8
590660-8	4.060"	6.000"	3.480"-3.500"	1.250"	427	522	46356-8	46356GT-8
The following pistons will include groove lock spacer 462482								
590830-8	4.030"	6.000"/6.125"	3.750"/3.480"-3.500"	1.125"	399	494	46353-8	46353GT-8
590835-8	4.035"	6.000"/6.125"	3.750"/3.480"-3.500"	1.125"	400	495	46355-8	46355GT-8
590840-8	4.040"	6.000"/6.125"	3.750"/3.480"-3.500"	1.125"	401	496	46354-8	46354GT-8
590860-8	4.060"	6.000"/6.125"	3.750"/3.480"-3.500"	1.125"	411	506	46356-8	46356GT-8
Gas Ported .043" x .043" x 3mm RINGS								
591530-8*	4.030"	5.700"	3.480"-3.500"	1.550"	457	552	46213-8	46213GT-8
591535-8*	4.035"	5.700"	3.480"-3.500"	1.550"	459	554	46215-8	46215GT-8
591540-8*	4.040"	5.700"	3.480"-3.500"	1.550"	460	555	46214-8	46214GT-8
591545-8*	4.045"	5.700"	3.480"-3.500"	1.550"	463	558	46214-8	46214GT-8
591560-8*	4.060"	5.700"	3.480"-3.500"	1.550"	470	565	46216-8	46216GT-8
591565-8*	4.065"	5.700"	3.480"-3.500"	1.550"	472	567	46216-8	46216GT-8
591630-8	4.030"	6.000"	3.480"-3.500"	1.250"	415	510	46213-8	46213GT-8
591635-8	4.035"	6.000"	3.480"-3.500"	1.250"	416	511	46215-8	46215GT-8
591640-8	4.040"	6.000"	3.480"-3.500"	1.250"	418	513	46214-8	46214GT-8
591660-8	4.060"	6.000"	3.480"-3.500"	1.250"	426	521	46216-8	46216GT-8

The root diameter of the ring grooves accommodates Manley rings and others which have the following radial thickness
 1/16" x 3/16" Top: .183" 2nd: .183" Oil: .183" .043" x 3mm Top: .160" 2nd: .165" Oil: .145"



*Approved for Stafford Motor Speedway, add SMS after the piston part number.

Common Features

- Dome Volume: -4.0cc
- Crown Thickness: .185"
- Compression Ratio: 10.4:1 w/ 64cc & 3.48" Stroke
- Top Ring: 1/16" or .043" Gas Ported, .185" down
- Second Ring: 1/16" or .043"
- Oil Ring: 3/16" or 3mm
- Valve Notches: .300" Int., .190" Exh.
- Maximum Fly Cut: .360" Int., .260" Exh.
- Max. Valve Sizes: 2.125" Int., 1.650" Exh.
- Valve Angle: 22°
- Pin Included: Premium Chrome Moly P/N 42242 (.130" wall, 95 grams, 2.300" long, .927" dia.)
- Round Wire Locks: P/N 42262 - .061" wide
- Recommended Piston Clearance: .005" measured 1.100" from bottom of the oil ring

Note: Compression ratios are calculated at .005" deck clearance, a 4.060" head gasket ID with a .040" compressed thickness

SEE PAGE 131 & 132 FOR CUSTOM PISTONS



PISTONS, RINGS, & PINS

PLATINUM SERIES PISTONS

Small Block Chevrolet

4" Bore Dome

For All 23° Cylinder Heads

- ▶ 2618 high strength material lightweight design
- ▶ Thick deck for high horsepower applications
- ▶ Perfect ring groove to skirt squareness
- ▶ Pressure balance groove
- ▶ .043", .043", 3.0mm ring package
- ▶ Lateral Gas Ports
- ▶ Modified full banded skirt design for increased skirt stability
- ▶ 2.300" x .150" wall Premium Chrome Moly pin included



Part No.	Bore Size	Rod Length	Stroke	Compression Distance	Dome Volume	Piston Wt / Gms	Piston & Pin Wt / Gms	Piston Ring Sets	
								Ductile Iron Top Rings	Premium Steel Top Rings
591930-8	4.030"	6.000"	3.750"	1.125"	11cc	443	553	46223-8	46223ST-8
591935-8	4.035"	6.000"	3.750"	1.125"	11cc	445	555	46225-8	46225ST-8
591940-8	4.040"	6.000"	3.750"	1.125"	11cc	447	557	46224-8	46224ST-8
591960-8	4.060"	6.000"	3.750"	1.125"	11cc	453	563	46226-8	46226ST-8

The root diameter of the ring grooves accommodates Manley rings and others which have the following radial thickness
 Top: .160" 2nd: .165" Oil: .145"

Common Features

- | | |
|-----------------------------------------------------------------|----------------------------------------------------------------------------------------------|
| Crown Thickness: .200" | Max Valve Sizes: 2.125" Int., 1.650" Exh. |
| Compression Ratio: 14.9:1 w/58cc, 13.5:1 w/64cc & 11.5:1 w/76cc | Valve Angle: 22° |
| Top Ring: .043" Gas Ported .225" down | Pin Included: Premium Chrome Moly P/N 42442 (.150" wall, 110 grams, 2.300" long, .927" dia.) |
| Second Ring: .043" taper face | Round Wire Locks: P/N 42262 - .061" wide |
| Oil Ring: 3mm | Recommended |
| Valve Notches: .300" Int., .190" Exh. | Piston Clearance: .005" measured 1.100" from bottom of the oil ring |
| Maximum Fly Cut: .360" Int., .260" Exh. | |

Note: Compression ratios are calculated at .005" deck clearance, a 4.060" head gasket ID with a .040" compressed thickness

PISTONS, RINGS, & PINS

Small Block Chevrolet

4.125" Bore +4cc Dome & -20cc Dish

For All 23° Cylinder Heads

- ▶ 2618 high strength material lightweight design
- ▶ Thick deck for high horsepower applications
- ▶ Perfect ring groove to skirt squareness
- ▶ Pressure balance groove
- ▶ Modified full banded skirt design for increased skirt stability
- ▶ 2.450" x .150" wall Premium Chrome Moly pin included



Part No.	Bore Size	Rod Length	Stroke	Compression Distance	Dome Volume	Piston Wt / Gms	Piston & Pin Wt / Gms	Piston Ring Sets	
								Ductile Iron Top Rings	Gapless® Top Rings
1/16" x 1/16" x 3/16" RINGS									
593900-8	4.125"	6.000"/6.125"	4.000"/3.750"	1.000"	-20cc	399	516	46160-8	46160GT-8
593930-8	4.155"	6.000"/6.125"	4.000"/3.750"	1.000"	-20cc	401	518	46163-8	46163GT-8
Gas Ported .043" x .043" x 3mm RINGS									
593800-8	4.125"	6.000"/6.125"	4.000"/3.750"	1.000"	4cc	440	557	46260-8	46260GT-8
593830-8	4.155"	6.000"/6.125"	4.000"/3.750"	1.000"	4cc	442	559	46263-8	46263GT-8

The root diameter of the ring grooves accommodates Manley rings and others which have the following radial thickness
 1/16" x 3/16" Top: .183" 2nd: .183" Oil: .183" .043" x 3mm Top: .160" 2nd: .165" Oil: .145"

Common Features

- | | |
|----------------------------------------------------------------------------------------------|----------------------------------------------------------------------------------------------|
| Crown Thickness: .200" | Max. Valve Sizes: 2.125" Int., 1.650" Exh. |
| Compression Ratio: 13.5:1 w/64cc & 4" Stroke +4cc Dome; 10.3:1 w/64cc & 4" Stroke -20cc Dish | Valve Notches: 300" Int., .230" Exh., -20cc Dish; 310" Int., .200" Exh. +4cc Dome |
| Top Ring: 1/16" .175 down -20cc Dish; .043" Gas Ported .200" down +4cc Dome | Valve Angle: 22° |
| Second Ring: 1/16" or .043" | Pin Included: Premium Chrome Moly P/N 42229 (.150" wall, 117 grams, 2.450" long, .927" dia.) |
| Oil Ring: 3/16" or 3mm | Round Wire Locks: P/N 42262 - .061" wide |
| Maximum Fly Cut: .360" Int., .260" Exh. | Recommended |
| | Piston Clearance: .005" measured 1.100" from bottom of the oil ring |

Note: Compression ratios are calculated at .005" deck clearance, a

SEE PAGE 131 & 132 FOR CUSTOM PISTONS

PLATINUM SERIES PISTONS

Small Block Chevrolet LS Series

LS-1/LS-2/LS-6, LS-3/L-92

Stock 3.622" Stroke Pistons

- ▶ 2618 high strength material lightweight design
- ▶ Offset wrist pin design
- ▶ Machined for reluctor wheel clearance
- ▶ Round wire locks
- ▶ 1.5, 1.5, 3mm ring package
- ▶ Forced pin oiling, pressure balance groove and precision pin fitting
- ▶ Premium Chrome Moly wrist pins (Standard Series) included
- ▶ 9310 alloy .210" wall pin (Extreme Duty Series) included P/N 42542



Standard Part No.	Extreme Duty Part No.	Bore Size	Rod Length	Stroke	Comp Distance	Pin Diam	Piston Wt / Gms	Valve Pocket Type	Valve Pocket Depth Int. / Exh.	Piston Ring Sets Ductile Iron Top Rings Premium Steel Top Rings	
-4cc FLAT TOP											
592007C-8	-----	3.905"	6.098"	3.622"	1.340"	24mm/.945"	428	LS-1,2,6	.175"/.150"	46107-8	46107ST-8
592107C-8	592107CE-8	3.905"	6.125"	3.622"	1.313"	.927"	425	LS-1,2,6	.175"/.150"	46107-8	46107ST-8
592110C-8	592110CE-8	3.910"	6.125"	3.622"	1.313"	.927"	427	LS-1,2,6	.175"/.150"	46107-8	46107ST-8
592501C-8	592501CE-8	4.001"	6.125"	3.622"	1.304"	.927"	438	LS-1,2,3,6,92	.185"/.130"	46110-8	46110ST-8
592505C-8	592505CE-8	4.005"	6.125"	3.622"	1.304"	.927"	440	LS-1,2,3,6,92	.185"/.130"	46110-8	46110ST-8
592510C-8	592510CE-8	4.010"	6.125"	3.622"	1.304"	.927"	442	LS-1,2,3,6,92	.185"/.130"	46111-8	46111ST-8
592530C-8	592530CE-8	4.030"	6.125"	3.622"	1.304"	.927"	449	LS-1,2,3,6,92	.185"/.130"	46113-8	46113ST-8
592565C-8	592565CE-8	4.065"	6.125"	3.622"	1.304"	.927"	453	LS-1,2,3,6,92	.185"/.130"	46116-8	46116ST-8
592570C-8	592570CE-8	4.070"	6.125"	3.622"	1.304"	.927"	455	LS-1,2,3,6,92	.185"/.130"	46117-8	46117ST-8
592575C-8	592575CE-8	4.075"	6.125"	3.622"	1.304"	.927"	457	LS-1,2,3,6,92	.185"/.130"	46117-8	46117ST-8
592580C-8	592580CE-8	4.080"	6.125"	3.622"	1.304"	.927"	459	LS-1,2,3,6,92	.185"/.130"	46118-8	46118ST-8
-10cc DISH											
596107C-8	596107CE-8	3.905"	6.125"	3.622"	1.304"	.927"	425	LS-1,2,3,6,92	.185"/.130"	46107-8	46107ST-8
596105C-8	596105CE-8	4.005"	6.125"	3.622"	1.304"	.927"	440	LS-1,2,3,6,92	.185"/.130"	46110-8	46110ST-8
596110C-8	596110CE-8	4.010"	6.125"	3.622"	1.304"	.927"	442	LS-1,2,3,6,92	.185"/.130"	46111-8	46111ST-8
596130C-8	596130CE-8	4.030"	6.125"	3.622"	1.304"	.927"	449	LS-1,2,3,6,92	.185"/.130"	46113-8	46113ST-8
596165C-8	596165CE-8	4.065"	6.125"	3.622"	1.304"	.927"	453	LS-1,2,3,6,92	.185"/.130"	46116-8	46116ST-8
596170C-8	596170CE-8	4.070"	6.125"	3.622"	1.304"	.927"	455	LS-1,2,3,6,92	.185"/.130"	46117-8	46117ST-8
596175C-8	596175CE-8	4.075"	6.125"	3.622"	1.304"	.927"	457	LS-1,2,3,6,92	.185"/.130"	46117-8	46117ST-8
596180C-8	596180CE-8	4.080"	6.125"	3.622"	1.304"	.927"	459	LS-1,2,3,6,92	.185"/.130"	46118-8	46118ST-8
-18cc DISH											
596907C-8	596907CE-8	3.905"	6.125"	3.622"	1.304"	.927"	415	LS-1,2,3,6,92	.175" Trough	46107-8	46107ST-8
596905C-8	596905CE-8	4.005"	6.125"	3.622"	1.304"	.927"	432	LS-1,2,3,6,92	.175" Trough	46110-8	46110ST-8
596965C-8	596965CE-8	4.065"	6.125"	3.622"	1.304"	.927"	445	LS-1,2,3,6,92	.175" Trough	46116-8	46116ST-8
596970C-8	596970CE-8	4.070"	6.125"	3.622"	1.304"	.927"	447	LS-1,2,3,6,92	.175" Trough	46117-8	46117ST-8
596975C-8	596975CE-8	4.075"	6.125"	3.622"	1.304"	.927"	449	LS-1,2,3,6,92	.175" Trough	46117-8	46117ST-8
596980C-8	596980CE-8	4.080"	6.125"	3.622"	1.304"	.927"	451	LS-1,2,3,6,92	.175" Trough	46118-8	46118ST-8

The root diameter of the ring grooves accommodates Manley rings and others which have the following radial thickness Note: Gapless® Top Ring Sets are also available
 Top: .151" 2nd: .165" Oil: .145" See page 133

Common Features

Crown Thickness: .200"
 Top Ring: 1.5mm .225" down 3.905"-3.910" bore Flat Top
 1.5mm .250" down for all others
 Second Ring: 1.5mm
 Oil Ring: 3mm
 Max. Valve Sizes: 2.125" Int., 1.625" Exh. for .175"/.150" depth,
 2.165" Int., 1.625" Exh. for .185"/.130" depth
 2.165" Int., 1.625" Exh. for .175" Trough depth

Extreme Duty Series: 9310 Alloy P/N 42542
 (2.300" x .210" wall, .927" dia., 139 grams)
 Round Wire Locks: P/N 42262 - .061" wide
 Recommended
 Piston Clearance: .0045" measured 1.100" from bottom of the oil ring

Pin Included: Standard Series: Premium Chrome Moly P/N 42218 included with 24mm/.945" Pin Diameter
 (2.300" x .120" wall, 24mm/.945" dia., 90 grams)
 Standard Series: Premium Chrome Moly P/N 42442 included with the .927" Pin Diameter
 (2.300" x .150" wall, .927" dia., 110 grams)

Chevy LS 3.622" Stroke Compression Ratio Charts

Bore	Stroke	Cylinder Head (cc)			
		64	66	70	72
-4cc FLAT TOP					
3.905	3.622	10.2	10.0	9.5	9.3
3.910	3.622	10.3	10.1	9.7	9.5
4.001	3.622	10.6	10.4	9.8	9.6
4.005	3.622	10.6	10.4	9.8	9.6
4.010	3.622	10.7	10.5	9.9	9.7
4.030	3.622	10.8	10.6	10.1	9.9
4.065	3.622	11.0	10.7	10.2	10.0
4.070	3.622	11.1	10.8	10.3	10.1
4.075	3.622	11.2	10.9	10.4	10.2
4.080	3.622	11.3	11.0	10.5	10.3
-10cc DISH					
3.905	3.622	9.6	9.4	9.0	8.8
4.005	3.622	10.0	9.8	9.4	9.2
4.010	3.622	10.1	9.9	9.5	9.3
4.030	3.622	10.2	9.9	9.5	9.3
4.065	3.622	10.3	10.1	9.7	9.5
4.070	3.622	10.3	10.1	9.7	9.5
4.075	3.622	10.4	10.2	9.8	9.6
4.080	3.622	10.5	10.3	9.9	9.6
-18cc DISH					
3.905	3.622	8.8	8.7	8.3	8.2
4.005	3.622	9.2	9.0	8.7	8.5
4.065	3.622	9.5	9.3	9.0	8.8
4.070	3.622	9.6	9.4	9.1	8.9
4.075	3.622	9.7	9.5	9.2	9.0
4.080	3.622	9.8	9.6	9.3	9.1

Compression ratios are calculated at 0.00" deck clearance, a 9.240" deck height, and a .042" thick compressed head gasket

SEE PAGE 131 & 132 FOR CUSTOM PISTONS

Note: New part numbers are **BOLD & ITALICIZED**



PLATINUM SERIES PISTONS

Small Block Chevrolet LS Series

**LS-1/LS-2/LS-6, LS-3/L-92, LS-7, LSX, Dart LS Next
4.000" Stroke Pistons**

- ▶ 2618 high strength material lightweight design
- ▶ Offset wrist pin design
- ▶ Machined for reductor wheel clearance
- ▶ Round wire locks
- ▶ 1.5, 1.5, 3mm ring package
- ▶ Forced pin oiling, pressure balance groove and precision pin fitting
- ▶ Premium Chrome Moly wrist pins (Standard Series) included
- ▶ 9310 alloy pin (Extreme Duty Series) included: P/N 42542 2.300" x .210" wall (3.905"-4.080" bores) and P/N 42528 2.500" x .210" wall (4.125"-4.185" bores)



Standard Part No.	Extreme Duty Part No.	Bore Size	Rod Length	Stroke	Comp Distance	Pin Diam	Piston Wt / Gms	Valve Pocket Type	Valve Pocket Depth Int. / Exh.	—Piston Ring Sets—	
										Ductile Iron Top Rings	Premium Steel Top Rings
-4cc FLAT TOP											
592207C-8	592207CE-8	3.905"	6.125"	4.000"	1.115"	.927"	391	LS-1,2,6	.175"/.150"	46107-8	46107ST-8
592605C-8	592605CE-8	4.005"	6.125"	4.000"	1.115"	.927"	407	LS-1,2,3,6,92	.185"/.130"	46110-8	46110ST-8
592610C-8	592610CE-8	4.010"	6.125"	4.000"	1.115"	.927"	409	LS-1,2,3,6,92	.185"/.130"	46111-8	46111ST-8
592630C-8	592630CE-8	4.030"	6.125"	4.000"	1.115"	.927"	418	LS-1,2,3,6,92	.185"/.130"	46113-8	46113ST-8
592665C-8	592665CE-8	4.065"	6.125"	4.000"	1.115"	.927"	420	LS-1,2,3,6,92	.185"/.130"	46116-8	46116ST-8
592670C-8	592670CE-8	4.070"	6.125"	4.000"	1.115"	.927"	423	LS-1,2,3,6,92	.185"/.130"	46117-8	46117ST-8
592675C-8	592675CE-8	4.075"	6.125"	4.000"	1.115"	.927"	425	LS-1,2,3,6,92	.185"/.130"	46117-8	46117ST-8
592680C-8	592680CE-8	4.080"	6.125"	4.000"	1.115"	.927"	427	LS-1,2,3,6,92	.185"/.130"	46118-8	46118ST-8
-5cc FLAT TOP											
592300C-8	592300CE-8	4.125"	6.125"	4.000"	1.115"	.927"	432	LS-1,2,3,6,7,92	.225" Trough	46360-8	46360ST-8
592305C-8	592305CE-8	4.130"	6.125"	4.000"	1.115"	.927"	434	LS-1,2,3,6,7,92	.225" Trough	46361-8	46361ST-8
592310C-8	592310CE-8	4.135"	6.125"	4.000"	1.115"	.927"	436	LS-1,2,3,6,7,92	.225" Trough	46362-8	46362ST-8
-10cc DISH											
592701C-8	592701CE-8	4.001"	6.125"	4.000"	1.115"	.927"	403	LS-1,2,3,6,92	.185"/.130"	46110-8	46110ST-8
592705C-8	592705CE-8	4.005"	6.125"	4.000"	1.115"	.927"	406	LS-1,2,3,6,92	.185"/.130"	46110-8	46110ST-8
592730C-8	592730CE-8	4.030"	6.125"	4.000"	1.115"	.927"	412	LS-1,2,3,6,92	.185"/.130"	46113-8	46113ST-8
592765C-8	592765CE-8	4.065"	6.125"	4.000"	1.115"	.927"	418	LS-1,2,3,6,92	.185"/.130"	46116-8	46116ST-8
592770C-8	592770CE-8	4.070"	6.125"	4.000"	1.115"	.927"	420	LS-1,2,3,6,92	.185"/.130"	46117-8	46117ST-8
592775C-8	592775CE-8	4.075"	6.125"	4.000"	1.115"	.927"	422	LS-1,2,3,6,92	.185"/.130"	46117-8	46117ST-8
592780C-8	592780CE-8	4.080"	6.125"	4.000"	1.115"	.927"	424	LS-1,2,3,6,92	.185"/.130"	46118-8	46118ST-8
-11cc DISH											
592400C-8	592400CE-8	4.125"	6.125"	4.000"	1.115"	.927"	432	LS-1,2,3,6,7,92	.225" Trough	46360-8	46360ST-8
592405C-8	592405CE-8	4.130"	6.125"	4.000"	1.115"	.927"	434	LS-1,2,3,6,7,92	.225" Trough	46361-8	46361ST-8
592410C-8	592410CE-8	4.135"	6.125"	4.000"	1.115"	.927"	436	LS-1,2,3,6,7,92	.225" Trough	46362-8	46362ST-8
592440C-8*	592440CE-8*	4.165"	6.125"	4.000"	1.115"	.927"	453	LS-1,2,3,6,7,92	.225" Trough	46364-8	46364ST-8
592460C-8*	592460CE-8*	4.185"	6.125"	4.000"	1.115"	.927"	461	LS-1,2,3,6,7,92	.225" Trough	46366-8	46366ST-8

* These large bore pistons are only for the LSX and Dart LS Next

The root diameter of the ring grooves accommodates Manley rings and others which have the following radial thickness: Note: Gapless® Top Ring Sets are also available
Top: .151" 2nd: .165" Oil: .145" See pages 133 and 134

Common Features

for All Pistons on Page 106 & 107

Crown Thickness: .200"
Top Ring: 1.5mm .225" down, Flat Top & -10cc/-11cc Dishes
.250" down, -18cc & -29cc Dishes
Second Ring: 1.5mm
Oil Ring: 3mm
Max. Valve Sizes: 2.125" Int., 1.625" Exh. for .175"/.150" depth
2.165" Int., 1.625" Exh. for .185"/.130" depth
2.205" Int., 1.625" Exh. for .225" Trough depth
Round Wire Locks: P/N 42262 - .061" wide
Recommended
Piston Clearance: .0045" measured 1.100" from bottom of the oil ring
Standard Series: Premium Chrome Moly P/N 42442 included with the 3.905"-4.080" bores (2.300" x .150" wall, .927" dia., 110 grams)

Standard Series: Premium Chrome Moly P/N 42428 included with the 4.125"-4.185" bores
Pin Included: (2.500" x .150" wall, .927" dia., 118 grams)
Extreme Duty Series: 9310 Alloy P/N 42542 included with the 3.905"-4.080" bores (2.300" x .210" wall, .927" dia., 139 grams)
Extreme Duty Series: 9310 Alloy P/N 42528 included with the 4.125"-4.185" bores (2.500" x .210" wall, .927" dia., 149 grams)

SEE PAGE 131 & 132 FOR CUSTOM PISTONS

SEE PAGE 107 FOR COMPRESSION RATIO CHARTS

PLATINUM SERIES PISTONS

Small Block Chevrolet LS Series

LS-1/LS-2/LS-6, LS-3/L-92, LS-7, LSX, Dart LS Next

4.000" Stroke Pistons

- ▶ 2618 high strength material lightweight design
- ▶ Offset wrist pin design
- ▶ Machined for reductor wheel clearance
- ▶ Round wire locks
- ▶ 1.5, 1.5, 3mm ring package
- ▶ Forced pin oiling, pressure balance groove and precision pin fitting
- ▶ Premium Chrome Moly wrist pins (Standard Series) included
- ▶ 9310 alloy pin (Extreme Duty Series) included: P/N 42542 2.300" x .210" wall (3.905"-4.080" bores) and P/N 42528 2.500" x .210" wall (4.125"-4.185" bores)



Standard Part No.	Extreme Duty Part No.	Bore Size	Rod Length	Stroke	Comp Distance	Pin Diam	Piston Wt / Gms	Valve Pocket Type	Valve Pocket Depth Int. / Exh.	Piston Ring Sets	
										Ductile Iron Top Rings	Premium Steel Top Rings
-18cc DISH											
596207C-8	596207CE-8	3.905"	6.125"	4.000"	1.115"	.927"	379	LS-1,2,3,6,92	.175" Trough	46107-8	46107ST-8
596205C-8	596205CE-8	4.005"	6.125"	4.000"	1.115"	.927"	399	LS-1,2,3,6,92	.175" Trough	46110-8	46110ST-8
596230C-8	596230CE-8	4.030"	6.125"	4.000"	1.115"	.927"	408	LS-1,2,3,6,92	.175" Trough	46113-8	46113ST-8
596265C-8	596265CE-8	4.065"	6.125"	4.000"	1.115"	.927"	414	LS-1,2,3,6,92	.175" Trough	46116-8	46116ST-8
596270C-8	596270CE-8	4.070"	6.125"	4.000"	1.115"	.927"	415	LS-1,2,3,6,92	.175" Trough	46117-8	46117ST-8
596275C-8	596275CE-8	4.075"	6.125"	4.000"	1.115"	.927"	417	LS-1,2,3,6,92	.175" Trough	46117-8	46117ST-8
596280C-8	596280CE-8	4.080"	6.125"	4.000"	1.115"	.927"	419	LS-1,2,3,6,92	.175" Trough	46118-8	46118ST-8
-29cc DISH											
596300C-8	596300CE-8	4.125"	6.125"	4.000"	1.115"	.927"	437	LS-1,2,3,6,7,92	.175" Trough	46360-8	46360ST-8
596305C-8	596305CE-8	4.130"	6.125"	4.000"	1.115"	.927"	439	LS-1,2,3,6,7,92	.175" Trough	46361-8	46361ST-8
596310C-8	596310CE-8	4.135"	6.125"	4.000"	1.115"	.927"	441	LS-1,2,3,6,7,92	.175" Trough	46362-8	46362ST-8
596340C-8*	596340CE-8*	4.165"	6.125"	4.000"	1.115"	.927"	460	LS-1,2,3,6,7,92	.175" Trough	46364-8	46364ST-8
596360C-8*	596360CE-8*	4.185"	6.125"	4.000"	1.115"	.927"	468	LS-1,2,3,6,7,92	.175" Trough	46366-8	46366ST-8
-29cc DISH											
592807C-8	592807CE-8	3.905"	6.125"	4.000"	1.115"	.927"	379	LS-1,2,3,6,92	.175" Trough	46107-8	46107ST-8
592801C-8	592801CE-8	4.001"	6.125"	4.000"	1.115"	.927"	395	LS-1,2,3,6,92	.175" Trough	46110-8	46110ST-8
592805C-8	592805CE-8	4.005"	6.125"	4.000"	1.115"	.927"	397	LS-1,2,3,6,92	.175" Trough	46110-8	46110ST-8
592830C-8	592830CE-8	4.030"	6.125"	4.000"	1.115"	.927"	405	LS-1,2,3,6,92	.175" Trough	46113-8	46113ST-8
592865C-8	592865CE-8	4.065"	6.125"	4.000"	1.115"	.927"	411	LS-1,2,3,6,92	.175" Trough	46116-8	46116ST-8
592870C-8	592870CE-8	4.070"	6.125"	4.000"	1.115"	.927"	413	LS-1,2,3,6,92	.175" Trough	46117-8	46117ST-8
592875C-8	592875CE-8	4.075"	6.125"	4.000"	1.115"	.927"	415	LS-1,2,3,6,92	.175" Trough	46117-8	46117ST-8
592880C-8	592880CE-8	4.080"	6.125"	4.000"	1.115"	.927"	417	LS-1,2,3,6,92	.175" Trough	46118-8	46118ST-8
-29cc DISH											
592900C-8	592900CE-8	4.125"	6.125"	4.000"	1.115"	.927"	430	LS-1,2,3,6,7,92	.175" Trough	46360-8	46360ST-8
592905C-8	592905CE-8	4.130"	6.125"	4.000"	1.115"	.927"	434	LS-1,2,3,6,7,92	.175" Trough	46361-8	46361ST-8
592910C-8	592910CE-8	4.135"	6.125"	4.000"	1.115"	.927"	436	LS-1,2,3,6,7,92	.175" Trough	46362-8	46362ST-8
592940C-8*	592940CE-8*	4.165"	6.125"	4.000"	1.115"	.927"	457	LS-1,2,3,6,7,92	.175" Trough	46364-8	46364ST-8
592960C-8*	592960CE-8*	4.185"	6.125"	4.000"	1.115"	.927"	463	LS-1,2,3,6,7,92	.175" Trough	46366-8	46366ST-8

* These large bore pistons are only for the LSX and Dart LS Next

Chevy LS 4.000" Stroke Compression Ratio Chart

Bore	Stroke	Cylinder Head (cc)			
		64	66	70	72
-4cc & -5cc FLAT TOP					
3.905	4.000	11.2	11.0	10.4	10.2
4.005	4.000	11.7	11.4	10.9	10.7
4.010	4.000	11.7	11.5	11.0	10.7
4.030	4.000	11.9	11.6	11.1	10.9
4.065	4.000	12.1	11.8	11.3	11.0
4.070	4.000	12.1	11.8	11.3	11.1
4.075	4.000	12.2	11.9	11.4	11.2
4.080	4.000	12.3	12.0	11.5	11.3
4.125	4.000	12.3	12.0	11.5	11.3
4.130	4.000	12.4	12.1	11.6	11.4
4.135	4.000	12.5	12.2	11.7	11.5
-10cc & -11cc DISH					
4.001	4.000	10.8	10.6	10.1	9.9
4.005	4.000	10.9	10.7	10.2	10.0
4.030	4.000	11.1	10.8	10.3	10.1
4.065	4.000	11.3	11.0	10.5	10.3
4.070	4.000	11.4	11.1	10.6	10.4
4.075	4.000	11.5	11.2	10.7	10.5
4.080	4.000	11.6	11.3	10.8	10.6
4.125	4.000	11.5	11.3	10.8	10.6
4.130	4.000	11.6	11.4	10.9	10.5
4.135	4.000	11.7	11.5	11.0	10.6
4.165	4.000	11.6	11.3	10.9	10.7
4.185	4.000	11.7	11.4	11.0	10.8
-18cc DISH					
3.905	4.000	9.7	9.5	9.2	9.0
4.005	4.000	10.1	9.9	9.5	9.4
4.030	4.000	10.2	10.0	9.6	9.5
4.065	4.000	10.4	10.2	9.8	9.6
4.070	4.000	10.4	10.2	9.8	9.6
4.075	4.000	10.5	10.3	9.9	9.7
4.080	4.000	10.6	10.4	10.0	9.8
4.125	4.000	10.6	10.4	10.0	9.8
4.130	4.000	10.6	10.4	10.0	9.9
4.135	4.000	10.7	10.5	10.1	10.0
4.165	4.000	10.8	10.6	10.2	10.0
4.185	4.000	10.9	10.6	10.3	10.1
-29cc DISH					
3.905	4.000	8.7	8.5	8.2	8.1
4.001	4.000	9.0	8.8	8.5	8.4
4.005	4.000	9.1	8.9	8.6	8.5
4.030	4.000	9.2	9.0	8.7	8.6
4.065	4.000	9.3	9.1	8.8	8.7
4.070	4.000	9.4	9.2	8.9	8.8
4.075	4.000	9.5	9.3	9.0	8.9
4.080	4.000	9.6	9.4	9.1	9.0
4.125	4.000	9.6	9.4	9.1	9.0
4.130	4.000	9.7	9.5	9.2	9.1
4.135	4.000	9.8	9.6	9.3	9.2
4.165	4.000	9.7	9.6	9.2	9.1
4.185	4.000	9.8	9.6	9.3	9.2

Compression ratios are calculated at 0.00" deck clearance, a 9.240" deck height, and a .042" thick compressed head gasket



PLATINUM SERIES PISTONS

Small Block Chevrolet LS Series

LS-1/LS-2/LS-6, LS-3/L-92, LS-7 4.100" Stroke Pistons

- ▶ 2618 high strength material lightweight design
- ▶ Machined for reluctor wheel clearance
- ▶ Round wire locks
- ▶ Forced pin oiling, pressure balance groove and precision pin fitting
- ▶ Premium Chrome Moly wrist pins (Standard Series) included
- ▶ 9310 alloy pin (Extreme Duty Series) included: P/N 42542 2.300" x .210" wall (4.005"-4.080" bores) and P/N 42528 2.500" x .210" wall (4.125"-4.130" bores)
- ▶ Offset wrist pin design
- ▶ 1.5, 1.5, 3mm ring package



Standard Part No.	Extreme Duty Part No.	Bore Size	Rod Length	Stroke	Comp Distance	Pin Diam	Piston Wt / Gms	Valve Pocket Type	Valve Pocket Depth Int. / Exh.	Piston Ring Sets Ductile Iron Top Rings	Piston Ring Sets Premium Steel Top Rings
-10cc DISH											
596505C-8	596505CE-8	4.005"	6.125"	4.100"	1.065"	.927"	395	LS-1,2,3,6,92	.185"/.130"	46110-8	46110ST-8
596565C-8	596565CE-8	4.065"	6.125"	4.100"	1.065"	.927"	411	LS-1,2,3,6,92	.185"/.130"	46116-8	46116ST-8
596570C-8	596570CE-8	4.070"	6.125"	4.100"	1.065"	.927"	413	LS-1,2,3,6,92	.185"/.130"	46117-8	46117ST-8
596575C-8	596575CE-8	4.075"	6.125"	4.100"	1.065"	.927"	415	LS-1,2,3,6,92	.185"/.130"	46117-8	46117ST-8
596580C-8	596580CE-8	4.080"	6.125"	4.100"	1.065"	.927"	417	LS-1,2,3,6,92	.185"/.130"	46118-8	46118ST-8
-11cc DISH											
596600C-8	596600CE-8	4.125"	6.125"	4.100"	1.065"	.927"	422	LS-1,2,3,6,7,92	.225" Trough	46360-8	46360ST-8
596605C-8	596605CE-8	4.130"	6.125"	4.100"	1.065"	.927"	424	LS-1,2,3,6,7,92	.225" Trough	46361-8	46361ST-8
596610C-8	596610CE-8	4.135"	6.125"	4.100"	1.065"	.927"	426	LS-1,2,3,6,7,92	.225" Trough	46362-8	46362ST-8
-20cc DISH											
596005C-8	596005CE-8	4.005"	6.125"	4.100"	1.065"	.927"	389	LS-1,2,3,6,92	.175" Trough	46110-8	46110ST-8
596065C-8	596065CE-8	4.065"	6.125"	4.100"	1.065"	.927"	406	LS-1,2,3,6,92	.175" Trough	46116-8	46116ST-8
596070C-8	596070CE-8	4.070"	6.125"	4.100"	1.065"	.927"	409	LS-1,2,3,6,92	.175" Trough	46117-8	46117ST-8
596075C-8	596075CE-8	4.075"	6.125"	4.100"	1.065"	.927"	411	LS-1,2,3,6,92	.175" Trough	46117-8	46117ST-8
596080C-8	596080CE-8	4.080"	6.125"	4.100"	1.065"	.927"	413	LS-1,2,3,6,92	.175" Trough	46118-8	46118ST-8
596400C-8	596400CE-8	4.125"	6.125"	4.100"	1.065"	.927"	435	LS-1,2,3,6,7,92	.175" Trough	46360-8	46360ST-8
596405C-8	596405CE-8	4.130"	6.125"	4.100"	1.065"	.927"	437	LS-1,2,3,6,7,92	.175" Trough	46361-8	46361ST-8
596410C-8	596410CE-8	4.135"	6.125"	4.100"	1.065"	.927"	439	LS-1,2,3,6,7,92	.175" Trough	46362-8	46362ST-8
-31cc DISH											
596705C-8	596705CE-8	4.005"	6.125"	4.100"	1.065"	.927"	398	LS-1,2,3,6,92	.175" Trough	46110-8	46110ST-8
596765C-8	596765CE-8	4.065"	6.125"	4.100"	1.065"	.927"	413	LS-1,2,3,6,92	.175" Trough	46116-8	46116ST-8
596770C-8	596770CE-8	4.070"	6.125"	4.100"	1.065"	.927"	416	LS-1,2,3,6,92	.175" Trough	46117-8	46117ST-8
596775C-8	596775CE-8	4.075"	6.125"	4.100"	1.065"	.927"	418	LS-1,2,3,6,92	.175" Trough	46117-8	46117ST-8
596780C-8	596780CE-8	4.080"	6.125"	4.100"	1.065"	.927"	420	LS-1,2,3,6,92	.175" Trough	46118-8	46118ST-8
596800C-8	596800CE-8	4.125"	6.125"	4.100"	1.065"	.927"	428	LS-1,2,3,6,7,92	.175" Trough	46360-8	46360ST-8
596805C-8	596805CE-8	4.130"	6.125"	4.100"	1.065"	.927"	430	LS-1,2,3,6,7,92	.175" Trough	46361-8	46361ST-8
596810C-8	596810CE-8	4.135"	6.125"	4.100"	1.065"	.927"	432	LS-1,2,3,6,7,92	.175" Trough	46362-8	46362ST-8

Common Features

- Crown Thickness: .200"
- Top Ring: 1.5mm .225" down, -10cc/-11cc Dishes
.250" down, 20cc/-31cc Dishes
- Second Ring: 1.5mm
- Oil Ring: 3mm
- Max. Valve Sizes: 2.165" Int., 1.625" Exh. for .185"/.130" depth
2.165" Int., 1.625" Exh. for .175" Trough depth (4.005-4.080" bore)
2.205" Int., 1.625" Exh. for .175" Trough depth (4.125-4.135" bore)
2.205" Int., 1.625" Exh. for .225" Trough depth

- Round Wire Locks: P/N 42262 - .061" wide
- Recommended Piston Clearance: .0045" measured 1.100" from bottom of the oil ring
- Pin Included: Standard Series: Premium Chrome Moly P/N 42442 included with the 4.005"-4.080" bores (2.300" x .150" wall, .927" dia., 110 grams)
Standard Series: Premium Chrome Moly P/N 42428 included with the 4.125"-4.130" bores (2.500" x .150" wall, .927" dia., 118 grams)
Extreme Duty Series: 9310 Alloy P/N 42542 included with the 4.005"-4.080" bores (2.300" x .210" wall, .927" dia., 139 grams)
Extreme Duty Series: 9310 Alloy P/N 42528 included with the 4.125"-4.130" bores (2.500" x .210" wall, .927" dia., 149 grams)

Chevy LS 4.100" Stroke Compression Ratio Chart

Bore	Stroke	Cylinder Head (cc)			
		64	66	70	72
-10cc & -11cc DISH					
4.005	4.100	11.1	10.9	10.5	10.3
4.065	4.100	11.4	11.2	10.7	10.5
4.070	4.100	11.5	11.3	10.8	10.6
4.075	4.100	11.6	11.4	10.9	10.7
4.080	4.100	11.7	11.5	11.0	10.8
4.125	4.100	11.6	11.4	10.9	10.7
4.130	4.100	11.7	11.5	11.0	10.8
-20cc DISH					
4.005	4.100	10.1	9.9	9.6	9.4
4.065	4.100	10.4	10.2	9.8	9.6
4.070	4.100	10.4	10.2	9.8	9.7
4.075	4.100	10.5	10.3	9.9	9.8
4.080	4.100	10.6	10.4	10.0	9.9
4.125	4.100	10.6	10.4	10.1	9.9
4.130	4.100	10.7	10.5	10.1	9.9

Bore	Stroke	Cylinder Head (cc)			
		64	66	70	72
-31cc DISH					
4.005	4.100	9.1	9.0	8.7	8.5
4.065	4.100	9.3	9.2	8.9	8.7
4.070	4.100	9.4	9.3	9.0	8.8
4.075	4.100	9.5	9.4	9.1	8.9
4.080	4.100	9.6	9.5	9.2	9.0
4.125	4.100	9.6	9.4	9.1	9.0
4.130	4.100	9.7	9.5	9.2	9.1

Compression ratios are calculated at 0.00" deck clearance, a 9.240" deck height, and a .042" thick compressed head gasket


SEE PAGE 131 & 132 FOR CUSTOM PISTONS

PLATINUM SERIES PISTONS

Small Block Chevrolet LS Series

Turbo Tuff® Design for 3.622", 4.000" & 4.100" Strokes

- ▶ 2618 high strength material lightweight design
- ▶ Offset wrist pin design
- ▶ Machined for reluctor wheel clearance
- ▶ 1.5, 1.5, 3mm ring package
- ▶ Round wire locks
- ▶ Forced pin oiling, pressure balance groove and precision pin fitting
- ▶ Premium Chrome Moly wrist pins (Standard Series) included
- ▶ 9310 alloy pin (Extreme Duty Series) included: P/N 42542 2.300" x .210" wall (4.005"-4.070" bores) and P/N 42528 2.500" x .210" wall (4.125"-4.185" bores)



Standard Part No.	Extreme Duty Part No.	Bore Size	Rod Length	Stroke	Comp Distance	Pin Diam	Piston Wt / Gms	Valve Pocket Type	Valve Pocket Depth Int. / Exh.	Piston Ring Sets		
										Ductile Iron Top Rings	Premium Steel Top Rings	
3.622" STROKE -4cc FLAT TOP												
562510C-8	562510CE-8	4.010"	6.125"	3.622"	1.304"	.927"	506	LS-1,2,3,6,92	.185"/.130"	46111-8	46111ST-8	
562565C-8	562565CE-8	4.065"	6.125"	3.622"	1.304"	.927"	522	LS-1,2,3,6,92	.185"/.130"	46116-8	46116ST-8	
562570C-8	562570CE-8	4.070"	6.125"	3.622"	1.304"	.927"	523	LS-1,2,3,6,92	.185"/.130"	46117-8	46117ST-8	
4.000" STROKE -18cc DISH												
566205C-8	566205CE-8	4.005"	6.125"	4.000"	1.115"	.927"	453	LS-1,2,3,6,92	.175" Trough	46110-8	46110ST-8	
566265C-8	566265CE-8	4.065"	6.125"	4.000"	1.115"	.927"	470	LS-1,2,3,6,92	.175" Trough	46116-8	46116ST-8	
566270C-8	566270CE-8	4.070"	6.125"	4.000"	1.115"	.927"	471	LS-1,2,3,6,92	.175" Trough	46117-8	46117ST-8	
566300C-8	566300CE-8	4.125"	6.125"	4.000"	1.115"	.927"	486	LS-1,2,3,6,7,92	.175" Trough	46360-8	46360ST-8	
566305C-8	566305CE-8	4.130"	6.125"	4.000"	1.115"	.927"	489	LS-1,2,3,6,7,92	.175" Trough	46361-8	46361ST-8	
566310C-8	566310CE-8	4.135"	6.125"	4.000"	1.115"	.927"	490	LS-1,2,3,6,7,92	.175" Trough	46362-8	46362ST-8	
566340C-8	566340CE-8	4.165"	6.125"	4.000"	1.115"	.927"	497	LS-1,2,3,6,7,92	.175" Trough	46364-8	46364ST-8	
566360C-8	566360CE-8	4.185"	6.125"	4.000"	1.115"	.927"	503	LS-1,2,3,6,7,92	.175" Trough	46366-8	46366ST-8	
4.100" STROKE -20cc DISH												
566005C-8	566005CE-8	4.005"	6.125"	4.100"	1.065"	.927"	437	LS-1,2,3,6,92	.175" Trough	46110-8	46110ST-8	
566065C-8	566065CE-8	4.065"	6.125"	4.100"	1.065"	.927"	455	LS-1,2,3,6,92	.175" Trough	46116-8	46116ST-8	
566070C-8	566070CE-8	4.070"	6.125"	4.100"	1.065"	.927"	456	LS-1,2,3,6,92	.175" Trough	46117-8	46117ST-8	
566400C-8	566400CE-8	4.125"	6.125"	4.100"	1.065"	.927"	474	LS-1,2,3,6,7,92	.175" Trough	46360-8	46360ST-8	
566405C-8	566405CE-8	4.130"	6.125"	4.100"	1.065"	.927"	475	LS-1,2,3,6,7,92	.175" Trough	46361-8	46361ST-8	
566410C-8	566410CE-8	4.135"	6.125"	4.100"	1.065"	.927"	476	LS-1,2,3,6,7,92	.175" Trough	46362-8	46362ST-8	
566440C-8	566440CE-8	4.165"	6.125"	4.100"	1.065"	.927"	484	LS-1,2,3,6,7,92	.175" Trough	46364-8	46364ST-8	
566460C-8	566460CE-8	4.185"	6.125"	4.100"	1.065"	.927"	491	LS-1,2,3,6,7,92	.175" Trough	46366-8	46366ST-8	

Common Features

Crown Thickness: .225"
 Top Ring: 1.5mm, .250" down
 Second Ring: 1.5mm
 Oil Ring: 3.0mm
 Max. Valve Sizes: 2.165" Int., 1.625" Exh. for .185"/.130" depth
 2.165" Int., 1.625" Exh. for .175" Trough depth (4.005-4.070" bore)
 2.205" Int., 1.625" Exh. for .175" Trough depth (4.125-4.185" bore)

Round Wire Locks: P/N 42262 - .061" wide
 Recommended Piston Clearance: .0045" measured 1.100" from the bottom of the oil ring

Pin Included:
 Standard Series: Premium Chrome Moly P/N 42442 included with the 4.005"-4.070" bores (2.300" x .150" wall, .927" dia., 110 grams)
 Standard Series: Premium Chrome Moly P/N 42428 included with the 4.125"-4.185" bores (2.500" x .150" wall, .927" dia., 118 grams)
 Extreme Duty Series: 9310 Alloy P/N 42542 included with the 4.005"-4.070" bores (2.300" x .210" wall, .927" dia., 139 grams)
 Extreme Duty Series: 9310 Alloy P/N 42528 included with the 4.125"-4.185" bores (2.500" x .210" wall, .927" dia., 149 grams)

Chevy LS 3.622", 4.000" & 4.100" Stroke Compression Ratio Chart

Bore	Stroke	Cylinder Head (cc)			
		64	66	70	72
-4cc FLAT TOP					
4.010	3.622	10.7	10.5	9.9	9.7
4.065	3.622	11.0	10.7	10.2	10.0
4.070	3.622	11.1	10.8	10.3	10.1
-18cc DISH					
4.005	4.000	10.1	9.9	9.5	9.4
4.065	4.000	10.4	10.2	9.8	9.6
4.070	4.000	10.4	10.2	9.8	9.6
4.125	4.000	10.6	10.4	10.0	9.8
4.130	4.000	10.6	10.4	10.0	9.9
4.135	4.000	10.7	10.5	10.1	10.0
4.165	4.000	10.8	10.6	10.2	10.0
4.185	4.000	10.9	10.6	10.3	10.1

Bore	Stroke	Cylinder Head (cc)			
		64	66	70	72
-20cc DISH					
4.005	4.100	10.1	9.9	9.6	9.4
4.065	4.100	10.4	10.2	9.8	9.6
4.070	4.100	10.4	10.2	9.8	9.7
4.125	4.100	10.6	10.4	10.1	9.9
4.130	4.100	10.7	10.5	10.1	9.9
4.135	4.100	10.8	10.6	10.2	10.0
4.165	4.100	10.7	10.5	10.1	9.9
4.185	4.100	10.8	10.6	10.2	10.0

Compression ratios are calculated at 0.00" deck clearance, a 9.240" deck height, and a .042" thick compressed head gasket

SEE PAGE 131 & 132 FOR CUSTOM PISTONS



WWW.MANLEYPERFORMANCE.COM

PISTONS, RINGS, & PINS

PLATINUM SERIES PISTONS

Small Block Chevrolet LS Series

LSX, RHS, & World Warhawk Blocks 4.250" Stroke Pistons

Standard Part No.	Extreme Duty Part No.	Bore Size	Rod Length	Stroke	Comp Distance	Pin Diam	Piston Wt / Gms	Valve Pocket Type	Valve Pocket Depth Int. / Exh.	Piston Ring Sets Ductile Iron Top Rings	Piston Ring Sets Premium Steel Top Rings
-11cc DISH for LSX											
592400C-8	592400CE-8	4.125"	6.460"	4.250"	1.115"	.927"	432	LS-1,2,3,6,7,92	.225" Trough	46360-8	46360ST-8
592405C-8	592405CE-8	4.130"	6.460"	4.250"	1.115"	.927"	434	LS-1,2,3,6,7,92	.225" Trough	46361-8	46361ST-8
592410C-8	592410CE-8	4.135"	6.460"	4.250"	1.115"	.927"	436	LS-1,2,3,6,7,92	.225" Trough	46362-8	46362ST-8
592440C-8	592440CE-8	4.165"	6.460"	4.250"	1.115"	.927"	453	LS-1,2,3,6,7,92	.225" Trough	46364-8	46364ST-8
592460C-8	592460CE-8	4.185"	6.460"	4.250"	1.115"	.927"	461	LS-1,2,3,6,7,92	.225" Trough	46366-8	46366ST-8
-18cc DISH for LSX											
596300C-8	596300CE-8	4.125"	6.460"	4.250"	1.115"	.927"	437	LS-1,2,3,6,7,92	.175" Trough	46360-8	46360ST-8
596305C-8	596305CE-8	4.130"	6.460"	4.250"	1.115"	.927"	439	LS-1,2,3,6,7,92	.175" Trough	46361-8	46361ST-8
596310C-8	596310CE-8	4.135"	6.460"	4.250"	1.115"	.927"	441	LS-1,2,3,6,7,92	.175" Trough	46362-8	46362ST-8
596340C-8	596340CE-8	4.165"	6.460"	4.250"	1.115"	.927"	460	LS-1,2,3,6,7,92	.175" Trough	46364-8	46364ST-8
596360C-8	596360CE-8	4.185"	6.460"	4.250"	1.115"	.927"	468	LS-1,2,3,6,7,92	.175" Trough	46366-8	46366ST-8
-29cc DISH for LSX											
592900C-8	592900CE-8	4.125"	6.460"	4.250"	1.115"	.927"	430	LS-1,2,3,6,7,92	.175" Trough	46360-8	46360ST-8
592905C-8	592905CE-8	4.130"	6.460"	4.250"	1.115"	.927"	434	LS-1,2,3,6,7,92	.175" Trough	46361-8	46361ST-8
592910C-8	592910CE-8	4.135"	6.460"	4.250"	1.115"	.927"	436	LS-1,2,3,6,7,92	.175" Trough	46362-8	46362ST-8
592940C-8	592940CE-8	4.165"	6.460"	4.250"	1.115"	.927"	457	LS-1,2,3,6,7,92	.175" Trough	46364-8	46364ST-8
592960C-8	592960CE-8	4.185"	6.460"	4.250"	1.115"	.927"	463	LS-1,2,3,6,7,92	.175" Trough	46366-8	46366ST-8
-11cc DISH for RHS/WARHAWK											
599000C-8	599000CE-8	4.125"	See Note	4.250"	1.315"	.927"	487	LS-1,2,3,6,7,92	.225" Trough	46360-8	46360ST-8
599005C-8	599005CE-8	4.130"	See Note	4.250"	1.315"	.927"	489	LS-1,2,3,6,7,92	.225" Trough	46361-8	46361ST-8
599040C-8	599040CE-8	4.165"	See Note	4.250"	1.315"	.927"	497	LS-1,2,3,6,7,92	.225" Trough	46364-8	46364ST-8
599060C-8	599060CE-8	4.185"	See Note	4.250"	1.315"	.927"	505	LS-1,2,3,6,7,92	.225" Trough	46366-8	46366ST-8
-20cc DISH for RHS/WARHAWK											
599100C-8	599100CE-8	4.125"	See Note	4.250"	1.315"	.927"	486	LS-1,2,3,6,7,92	.175" Trough	46360-8	46360ST-8
599105C-8	599105CE-8	4.130"	See Note	4.250"	1.315"	.927"	488	LS-1,2,3,6,7,92	.175" Trough	46361-8	46361ST-8
599140C-8	599140CE-8	4.165"	See Note	4.250"	1.315"	.927"	494	LS-1,2,3,6,7,92	.175" Trough	46364-8	46364ST-8
599160C-8	599160CE-8	4.185"	See Note	4.250"	1.315"	.927"	502	LS-1,2,3,6,7,92	.175" Trough	46366-8	46366ST-8
-31cc DISH for RHS/WARHAWK											
599200C-8	599200CE-8	4.125"	See Note	4.250"	1.315"	.927"	482	LS-1,2,3,6,7,92	.175" Trough	46360-8	46360ST-8
599205C-8	599205CE-8	4.130"	See Note	4.250"	1.315"	.927"	484	LS-1,2,3,6,7,92	.175" Trough	46361-8	46361ST-8
599240C-8	599240CE-8	4.165"	See Note	4.250"	1.315"	.927"	493	LS-1,2,3,6,7,92	.175" Trough	46364-8	46364ST-8
599260C-8	599260CE-8	4.185"	See Note	4.250"	1.315"	.927"	501	LS-1,2,3,6,7,92	.175" Trough	46366-8	46366ST-8

The root diameter of the ring grooves accommodates Manley rings and others which have the following radial thickness: Top: .151" 2nd: .165" Oil: .145" Note: Gapless® Top Ring Sets are also available See page 134

ROD LENGTH Note: Above pistons are intended to be used with a 6.300" rod length in the RHS block and with a 6.350" rod length in the Warhawk block

Common Features

Crown Thickness: .200"
 Top Ring: 1.5mm .225" down, -11cc Dishes
 .250" down, -18cc, 20cc, -29cc & -31cc Dishes
 Second Ring: 1.5mm
 Oil Ring: 3mm
 Max. Valve Sizes: 2.205" Int., 1.625" Exh. for .175" Trough depth
 2.205" Int., 1.625" Exh. for .225" Trough depth

Round Wire Locks: P/N 42262 - .061" wide
 Recommended
 Piston Clearance: .0045" measured 1.100" from bottom of the oil ring
 Pin Included: Standard Series: Premium Chrome Moly P/N 42428
 (2.500" x .150" wall, .927" dia., 118 grams)
 Extreme Duty Series: 9310 Alloy P/N 42528
 (2.500" x .210" wall, .927" dia., 149 grams)
 Block Deck Heights: LSX 9.700"
 RHS 9.750"
 World 9.800"

Intake valve maximum head diameter is 2.205"

Chevy LS 4.250" Stroke Compression Ratio Chart

Bore	Cylinder Head (cc)				
	64	66	70	72	78
-11cc DISH					
4.125	11.7	11.5	11.0	10.8	10.2
4.130	11.7	11.5	11.0	10.8	10.2
4.135	11.8	11.4	11.1	10.9	10.3
4.165	11.9	11.7	11.2	11.0	10.4
4.185	12.0	11.8	11.3	11.1	10.5
-18cc DISH					
4.125	10.9	10.7	10.3	10.1	9.6
4.130	10.9	10.7	10.3	10.1	9.6
4.135	11.0	10.8	10.4	10.2	9.7
4.165	11.1	10.9	10.5	10.3	9.8
4.185	11.2	11.0	10.6	10.4	9.9
-20cc DISH					
4.125	10.7	10.5	10.1	10.0	9.5
4.130	10.7	10.5	10.2	10.0	9.5
4.165	10.9	10.7	10.3	10.1	9.6
4.185	11.0	10.8	10.4	10.2	9.7
-29cc DISH					
4.125	9.9	9.7	9.4	9.2	8.8
4.130	9.9	9.7	9.4	9.2	8.8
4.135	10.0	9.8	9.5	9.3	8.9
4.165	10.0	9.9	9.5	9.4	9.0
4.185	10.1	10.0	9.6	9.5	9.1
-31cc DISH					
4.125	9.7	9.6	9.2	9.1	8.7
4.130	9.7	9.6	9.2	9.1	8.7
4.165	9.9	9.7	9.4	9.2	8.8
4.185	10.0	9.8	9.5	9.3	8.9

Compression ratios are calculated at 0.00" deck clearance with a .053" thick compressed head gasket

SEE PAGE 131 & 132 FOR CUSTOM PISTONS

PISTONS, RINGS, & PINS

PLATINUM SERIES PISTONS

Small Block Chevrolet LT1 / LT4

Direct Injected LT1/LT4 for 3.622" & 4.000" Strokes

- ▶ 2618 high strength material; Lightweight design
- ▶ Offset wrist pin design
- ▶ Machined for reluctor wheel clearance
- ▶ Round wire locks
- ▶ 1.2, 1.2, 3mm ring package
- ▶ Forced pin oiling, pressure balance groove and precision pin fitting
- ▶ Premium Chrome Moly wrist pins (Standard Series) included
- ▶ 9310 alloy pin (Extreme Duty Series) included: P/N 42542 2.300" x .210" wall (4.065"-4.080" bores) and P/N 42528 2.500" x .210" wall (4.125"-4.130" bores)



Note: These pistons are designed for connecting rods with .927" diameter floating wrist pins

Standard Part No.	Extreme Duty Part No.	Bore Size	Over Size	Rod Length	Stroke	Comp Distance	Comp Ratio	Piston Wt/Gms	Piston Ring Sets	
									Ductile Iron Top Rings	Premium Steel Top Rings
STOCK STROKE -2cc DOME										
560065C-8	560065CE-8	4.065"	STD	6.125"	3.622"	1.304"	11.7	498	46016-8	46016ST-8
560070C-8	560070CE-8	4.070"	+.005"	6.125"	3.622"	1.304"	11.7	500	46017-8	46017ST-8
560075C-8	560075CE-8	4.075"	+.010"	6.125"	3.622"	1.304"	11.8	502	46017-8	46017ST-8
560080C-8	560080CE-8	4.080"	+.015"	6.125"	3.622"	1.304"	11.8	504	46018-8	46018ST-8
STOCK STROKE -12cc DISH										
560165C-8	560165CE-8	4.065"	STD	6.125"	3.622"	1.304"	10.5	469	46016-8	46016ST-8
560170C-8	560170CE-8	4.070"	+.005"	6.125"	3.622"	1.304"	10.5	471	46017-8	46017ST-8
560175C-8	560175CE-8	4.075"	+.010"	6.125"	3.622"	1.304"	10.6	472	46017-8	46017ST-8
560180C-8	560180CE-8	4.080"	+.015"	6.125"	3.622"	1.304"	10.6	473	46018-8	46018ST-8
STROKER SERIES -10cc DISH										
560265C-8	560265CE-8	4.065"	STD	6.125"	4.000"	1.115"	11.7	439	46016-8	46016ST-8
560270C-8	560270CE-8	4.070"	+.005"	6.125"	4.000"	1.115"	11.7	442	46017-8	46017ST-8
560275C-8	560275CE-8	4.075"	+.010"	6.125"	4.000"	1.115"	11.8	445	46017-8	46017ST-8
560280C-8	560280CE-8	4.080"	+.015"	6.125"	4.000"	1.115"	11.8	446	46018-8	46018ST-8
560300C-8	560300CE-8	4.125"	+.060"	6.125"	4.000"	1.115"	12.0	471	46060-8	46060ST-8
560305C-8	560305CE-8	4.130"	+.065"	6.125"	4.000"	1.115"	12.0	473	46061-8	46061ST-8
560310C-8	560310CE-8	4.135"	+.070"	6.125"	4.000"	1.115"	12.1	475	46062-8	46062ST-8
STROKER SERIES -20cc DISH										
560465C-8	560465CE-8	4.065"	STD	6.125"	4.000"	1.115"	10.5	414	46016-8	46016ST-8
560470C-8	560470CE-8	4.070"	+.005"	6.125"	4.000"	1.115"	10.5	415	46017-8	46017ST-8
560475C-8	560475CE-8	4.075"	+.010"	6.125"	4.000"	1.115"	10.6	418	46017-8	46017ST-8
560480C-8	560480CE-8	4.080"	+.015"	6.125"	4.000"	1.115"	10.6	419	46018-8	46018ST-8
560500C-8	560500CE-8	4.125"	+.060"	6.125"	4.000"	1.115"	10.8	445	46060-8	46060ST-8
560505C-8	560505CE-8	4.130"	+.065"	6.125"	4.000"	1.115"	10.8	447	46061-8	46061ST-8
560510C-8	560510CE-8	4.135"	+.070"	6.125"	4.000"	1.115"	10.9	449	46062-8	46062ST-8

Compression are calculated at 0.00" deck clearance, a 9.240" deck height, with a 60cc combustion chamber, and a .051" thick compressed head gasket

Common Features

Crown Thickness:	.225"	Pin Included:	Standard Series: Premium Chrome Moly P/N 42442 included with the 4.065"-4.080" bores (2.300" x .150" wall, .927" dia., 110 grams)
Top Ring:	1.2mm .300" down (1.304") .290" down (1.115")		Standard Series: Premium Chrome Moly P/N 42428 included with the 4.125"-4.130" bores (2.500" x .150" wall, .927" dia., 118 grams)
Second Ring:	1.2mm		Extreme Duty Series: 9310 Alloy P/N 42542 included with the 4.065"-4.080" bores (2.300" x .210" wall, .927" dia., 139 grams)
Oil Ring:	3.0mm		Extreme Duty Series: 9310 Alloy P/N 42528 included with the 4.125"-4.130" bores (2.500" x .210" wall, .927" dia., 149 grams)
Max. Valve Sizes:	2.120" Int., 1.625" Exh.		
Valve Notches:	.180" Int., .200" Exh.		
Round Wire Locks:	P/N 42262 - .061" wide		
Recommended			
Piston Clearance:	.0045" measured 1.100" from the bottom of the oil ring		

SEE PAGE 131 & 132 FOR CUSTOM PISTONS



PLATINUM SERIES PISTONS

Chevy 5.3L LS / L83

- ▶ 2618 high strength material lightweight design
- ▶ Offset wrist pin design
- ▶ Machined for reluctor wheel clearance
- ▶ Round wire locks
- ▶ 1.2, 1.2, 3.0mm ring package
- ▶ Forced pin oiling, pressure balance groove and precision pin fitting
- ▶ Premium Chrome Moly wrist pins (Standard Series) included
- ▶ 9310 alloy .210" wall pin (Extreme Duty Series) included P/N 42542



Gen III/IV for 3.622" & 4.000" Strokes

Standard Part No.	Extreme Duty Part No.	Bore Size	Over Size	Rod Length	Stroke	Comp Distance	Piston Wt / Gms	Piston Ring Sets	
								Ductile Iron Top Rings	Premium Steel Top Rings
STOCK STROKE -2cc FLAT TOP									
561005C-8	561005CE-8	3.785"	+ .005"	6.125"	3.622"	1.304"	448	46500-8	46500ST-8
561010C-8	561010CE-8	3.790"	+ .010"	6.125"	3.622"	1.304"	450	46510-8	46510ST-8
561020C-8	561020CE-8	3.800"	+ .020"	6.125"	3.622"	1.304"	454	46520-8	46520ST-8
STROKER SERIES -7cc DISH									
561105C-8	561105CE-8	3.785"	+ .005"	6.125"	4.000"	1.115"	400	46500-8	46500ST-8
561110C-8	561110CE-8	3.790"	+ .010"	6.125"	4.000"	1.115"	402	46510-8	46510ST-8
561120C-8	561120CE-8	3.800"	+ .020"	6.125"	4.000"	1.115"	405	46520-8	46520ST-8

Gen V Direct Injected for 3.622" & 4.000" Strokes

Standard Part No.	Extreme Duty Part No.	Bore Size	Over Size	Rod Length	Stroke	Comp Distance	Piston Wt / Gms	Piston Ring Sets	
								Ductile Iron Top Rings	Premium Steel Top Rings
STOCK STROKE -2cc DOME									
561200C-8	561200CE-8	3.780"	STD	6.125"	3.622"	1.304"	460	46500-8	46500ST-8
561210C-8	561210CE-8	3.790"	+ .010"	6.125"	3.622"	1.304"	464	46510-8	46510ST-8
561220C-8	561220CE-8	3.800"	+ .020"	6.125"	3.622"	1.304"	468	46520-8	46520ST-8
STROKER SERIES -10cc DISH									
561300C-8	561300CE-8	3.780"	STD	6.125"	4.000"	1.115"	409	46500-8	46500ST-8
561310C-8	561310CE-8	3.790"	+ .010"	6.125"	4.000"	1.115"	412	46510-8	46510ST-8
561320C-8	561320CE-8	3.800"	+ .020"	6.125"	4.000"	1.115"	415	46520-8	46520ST-8

The root diameter of the ring grooves accommodates Manley rings and others which have the following radial thickness
 Top: .134" 2nd: .143" Oil: .145"

Common Features

Crown Thickness: .225"
 Top Ring: 1.2mm
 .300" down (1.304")
 .290" down (1.115")
 Second Ring: 1.2mm
 Oil Ring: 3.0mm
 Max. Valve Sizes: 2.125" Int., 1.650" Exh.
 Valve Notches: .175" Int., .150" Exh. (Gen III/IV)
 .180" Int., .200" Exh. (Gen V)

Pin Included: Standard Series: Premium Chrome Moly P/N 42442 (2.300" x .150" wall, .927" dia., 110 grams)
 Extreme Duty Series: 9310 Alloy P/N 42542 (2.300" x .210" wall, .927" dia., 139 grams)
 Round Wire Locks: P/N 42262 - .061" wide
 Recommended Piston Clearance: .0045" measured 1.100" from the bottom of the oil ring

Chevy LS 5.3L Gen III/IV Comp. Ratio Chart

Bore	Stroke	58cc	62cc	66cc	70cc
FLAT TOP					
3.785	3.622	10.50	9.99	9.53	9.11
3.790	3.622	10.55	10.03	9.57	9.15
3.800	3.622	10.60	10.08	9.62	9.20
-7cc DISH					
3.785	4.000	10.82	10.32	9.87	9.46
3.790	4.000	10.87	10.37	9.92	9.51
3.800	4.000	10.92	10.42	9.96	9.55

Chevy LS 5.3L Gen V Comp. Ratio Chart

Bore	Stroke	60cc
DOME		
3.780	3.622	10.26
3.790	3.622	10.31
3.800	3.622	10.36
-10cc DISH		
3.780	4.000	10.20
3.790	4.000	10.25
3.800	4.000	10.30

Compression ratios are calculated at 0.00" deck clearance with a .051" thick compressed gasket

SEE PAGE 131 & 132 FOR CUSTOM PISTONS

PISTONS, RINGS, & PINS

PLATINUM SERIES PISTONS

Big Block Chevrolet

4.500" Bore Flat Top & Mini Dome

- ▶ 2618 high strength material, lightweight design
- ▶ Perfect ring groove to skirt squareness and pressure balance groove
- ▶ Premium Chrome Moly pin and spiral locks included
- ▶ Pin fitting included
- ▶ Suitable for superchargers, turbos, nitrous



Flat Top



Mini Dome

Part No.	Bore Size	STD Deck Block Rod Length / Crank Stroke	CID	Tall Deck Block Rod Length / Crank Stroke	CID	Compression Distance	Piston Wt / Gms	Dome Volume	Piston Ring Set
FLAT TOP									
696000-8	4.500"	6.135" / 4.000"	509	6.535" / 4.000"	509	1.645"	713	- 3cc	46450-8
696030-8	4.530"	6.135" / 4.000"	516	6.535" / 4.000"	516	1.645"	721	- 3cc	46453-8
696060-8	4.560"	6.135" / 4.000"	523	6.535" / 4.000"	523	1.645"	729	- 3cc	46456-8
696080-8	4.600"	6.135" / 4.000"	532	6.535" / 4.000"	532	1.645"	755	- 3cc	46458-8
696100-8	4.500"	6.385" / 4.000"	509	6.535" / 4.500"	573	1.395"	650	- 3cc	46450-8
696130-8	4.530"	6.385" / 4.000"	516	6.535" / 4.500"	580	1.395"	660	- 3cc	46453-8
696160-8	4.560"	6.385" / 4.000"	523	6.535" / 4.500"	588	1.395"	670	- 3cc	46456-8
696180-8	4.600"	6.385" / 4.000"	532	6.535" / 4.500"	598	1.395"	695	- 3cc	46458-8
696200-8	4.500"	6.135" / 4.250"	541	6.535" / 4.250"	541	1.520"	676	- 3cc	46450-8
696230-8	4.530"	6.135" / 4.250"	548	6.535" / 4.250"	548	1.520"	692	- 3cc	46453-8
696260-8	4.560"	6.135" / 4.250"	555	6.535" / 4.250"	555	1.520"	705	- 3cc	46456-8
696280-8	4.600"	6.135" / 4.250"	565	6.535" / 4.250"	565	1.520"	732	- 3cc	46458-8
696300-8	4.500"	6.385" / 4.250"	541	6.535" / 4.750"	604	1.270"	615	- 3cc	46450-8
696330-8	4.530"	6.385" / 4.250"	548	6.535" / 4.750"	613	1.270"	632	- 3cc	46453-8
696360-8	4.560"	6.385" / 4.250"	555	6.535" / 4.750"	621	1.270"	637	- 3cc	46456-8
696380-8	4.600"	6.385" / 4.250"	565	6.535" / 4.750"	632	1.270"	665	- 3cc	46458-8
696390-8	4.625"	6.385" / 4.250"	572	6.535" / 4.750"	639	1.270"	680	- 3cc	46459-8
698080-8	4.600"	6.535" / 4.000"	532	6.700" / 4.500"	598	1.245"	654	- 3cc	46458-8
698480-8	4.600"	6.535" / 4.125"	548	6.700" / 4.625"	615	1.185"	636	- 3cc	46458-8
698180-8	4.600"	6.535" / 4.250"	565	6.700" / 4.750"	632	1.120"	612	- 3cc	46458-8
MINI DOME									
696800-8	4.500"	6.135" / 4.000"	509	6.535" / 4.000"	509	1.645"	690	2cc	46450-8
696830-8	4.530"	6.135" / 4.000"	516	6.535" / 4.000"	516	1.645"	694	2cc	46453-8
698330-8	4.530"	6.385" / 4.000"	516	6.535" / 4.500"	580	1.395"	644	2cc	46453-8

Note: Gapless® Top Ring Sets are also available. See page 134

The root diameter of the ring grooves accommodates Manley rings and others which have the following radial thickness

Top: .200" 2nd: .200" Oil: .170"

Common Features

- Crown Thickness: .250"
- Top Ring: 1/16", .350" down Flat Top except on 1.245" and 1.185" CD is .325" down and 1.120" CD is .250" down, .305" down Mini Dome
- Second Ring: 1/16"
- Oil Ring: 3/16"
- Max. Valve Sizes: 2.450" Int., 2.090" Exh.
- Intake Valve Notch: .315"
- Pin Included: Flat Top: Premium Chrome Moly P/N 42220 (.180" wall, 170 grams, 2.930" long, .990" dia.)
Mini Dome: Premium Chrome Moly P/N 42219 (.150" wall, 147 grams, 2.930" long, .990" dia.)
- Spiral Locks: P/N 42271 - .042" wide (4 per piston)
- Recommended Piston Clearance: .006" measured 1.100" from bottom of the oil ring

Pistons with 1.395" and shorter compression distances REQUIRE, and are shipped with, groove lock spacers (Except P/N 698330)

Compression Ratio Chart

Bore	Stroke	112cc	118cc	124cc
-3cc FLAT TOP				
4.500"	4.000"	9.0:1	8.7:1	8.4:1
4.530"	4.000"	9.1:1	8.8:1	8.5:1
4.560"	4.000"	9.3:1	8.9:1	8.6:1
4.600"	4.000"	9.4:1	9.0:1	8.7:1
4.600"	4.125"	9.7:1	9.3:1	9.0:1
4.500"	4.250"	9.6:1	9.2:1	8.8:1
4.530"	4.250"	9.7:1	9.3:1	8.9:1
4.560"	4.250"	9.8:1	9.4:1	9.0:1
4.600"	4.250"	9.9:1	9.5:1	9.1:1
4.625"	4.250"	10.0:1	9.6:1	9.3:1
4.500"	4.500"	10.1:1	9.7:1	9.3:1
4.530"	4.500"	10.2:1	9.8:1	9.4:1
4.560"	4.500"	10.3:1	9.9:1	9.5:1
4.600"	4.500"	10.5:1	10.0:1	9.7:1
4.600"	4.625"	10.8:1	10.3:1	9.9:1
4.500"	4.750"	10.6:1	10.1:1	9.8:1
4.530"	4.750"	10.7:1	10.3:1	9.9:1
4.560"	4.750"	10.8:1	10.4:1	10.0:1
4.600"	4.750"	11.0:1	10.5:1	10.1:1
4.625"	4.750"	11.1:1	10.6:1	10.2:1
2cc MINI DOME				
4.500"	4.000"	9.4:1	9.0:1	8.7:1
4.530"	4.000"	9.5:1	9.1:1	8.8:1
4.530"	4.500"	10.6:1	10.1:1	9.7:1

All compression ratios are calculated at .010" deck clearance, a 4.600" head gasket ID with a .042" compressed thickness

SEE PAGE 131 & 132 FOR CUSTOM PISTONS



WWW.MANLEYPERFORMANCE.COM

PISTONS, RINGS, & PINS

PLATINUM SERIES PISTONS

Big Block Chevrolet

4.500" Inverted Dome

- ▶ 2618 high strength material
- ▶ Lightweight design
- ▶ Full banded skirt for increased skirt stability
- ▶ Perfect ring groove to skirt squareness
- ▶ Pressure balance groove
- ▶ Premium Chrome Moly pin included
- ▶ Spiral locks included
- ▶ Pin fitting included
- ▶ Suitable for superchargers, turbos, nitrous



Part No.	Bore Size	STD Deck Block Rod / Crank Length / Stroke	CID	Tall Deck Block Rod / Crank Length / Stroke	CID	Compression Distance	Piston Wt / Gms	Dome Volume	Piston Ring Set
696400-8	4.500"	6.135" / 4.000"	509	6.535" / 4.000"	509	1.645"	706	- 10cc	46450-8
696430-8	4.530"	6.135" / 4.000"	516	6.535" / 4.000"	516	1.645"	724	- 10cc	46453-8
696460-8	4.560"	6.135" / 4.000"	523	6.535" / 4.000"	523	1.645"	736	- 10cc	46456-8
696480-8	4.600"	6.135" / 4.000"	532	6.535" / 4.000"	532	1.645"	757	- 10cc	46458-8
696500-8	4.500"	6.385" / 4.000"	509	6.535" / 4.500"	573	1.395"	647	- 10cc	46450-8
696530-8	4.530"	6.385" / 4.000"	516	6.535" / 4.500"	580	1.395"	660	- 10cc	46453-8
696560-8	4.560"	6.385" / 4.000"	523	6.535" / 4.500"	588	1.395"	671	- 10cc	46456-8
696580-8	4.600"	6.385" / 4.000"	532	6.535" / 4.500"	598	1.395"	695	- 10cc	46458-8
696600-8	4.500"	6.135" / 4.250"	541	6.535" / 4.250"	541	1.520"	680	- 20cc	46450-8
696630-8	4.530"	6.135" / 4.250"	548	6.535" / 4.250"	548	1.520"	700	- 20cc	46453-8
696660-8	4.560"	6.135" / 4.250"	555	6.535" / 4.250"	555	1.520"	710	- 20cc	46456-8
696680-8	4.600"	6.135" / 4.250"	565	6.535" / 4.250"	565	1.520"	724	- 20cc	46458-8
696700-8	4.500"	6.385" / 4.250"	541	6.535" / 4.750"	604	1.270"	621	- 20cc	46450-8
696730-8	4.530"	6.385" / 4.250"	548	6.535" / 4.750"	613	1.270"	634	- 20cc	46453-8
696760-8	4.560"	6.385" / 4.250"	555	6.535" / 4.750"	621	1.270"	645	- 20cc	46456-8
696780-8	4.600"	6.385" / 4.250"	565	6.535" / 4.750"	632	1.270"	668	- 20cc	46458-8

Note: Gapless® Top Ring Sets are also available. See page 134

The root diameter of the ring grooves accommodates Manley rings and others which have the following radial thickness
 Top: .200" 2nd: .200" Oil: .170"



PISTONS, RINGS, & PINS

Common Features

- Crown Thickness: .250"
- Top Ring: 1/16", .350" down
- Second Ring: 1/16"
- Oil Ring: 3/16"
- Max. Valve Sizes: 2.450" Int., 2.090" Exh.
- Intake Valve Notch: .315"
- Pin Included: Premium Chrome Moly P/N 42220
(.180" wall, 170 grams, 2.930" long, .990" dia.)
- Spiral Locks: P/N 42271 - .042" wide (4 per piston)
- Recommended
- Piston Clearance: .006" measured 1.100" from bottom of the oil ring

Compression Ratio Chart

Bore	Stroke	112cc	118cc	124cc
4.500"	4.000"	8.6:1	8.3:1	8.0:1
4.530"	4.000"	8.7:1	8.4:1	8.1:1
4.560"	4.000"	8.8:1	8.5:1	8.2:1
4.600"	4.000"	8.9:1	8.6:1	8.3:1
4.500"	4.250"	8.6:1	8.3:1	8.0:1
4.530"	4.250"	8.7:1	8.4:1	8.1:1
4.560"	4.250"	8.8:1	8.5:1	8.2:1
4.600"	4.250"	8.9:1	8.6:1	8.3:1
4.500"	4.500"	9.6:1	9.2:1	8.9:1
4.530"	4.500"	9.7:1	9.3:1	9.0:1
4.560"	4.500"	9.8:1	9.4:1	9.1:1
4.600"	4.500"	10.0:1	9.6:1	9.2:1
4.500"	4.750"	9.5:1	9.1:1	8.8:1
4.530"	4.750"	9.6:1	9.2:1	8.9:1
4.560"	4.750"	9.7:1	9.3:1	9.0:1
4.600"	4.750"	9.8:1	9.5:1	9.2:1

Pistons with 1.395" and 1.270" compression distances REQUIRE, and are shipped with, groove lock spacers

All compression ratios are calculated at .010" deck clearance, a 4.600" head gasket ID with a .042" compressed thickness

SEE PAGE 131 & 132 FOR CUSTOM PISTONS

PLATINUM SERIES PISTONS

Chrysler 5.7L Hemi

Dome, Flat Top & Dish

- ▶ Forged 2618 high strength material lightweight design
- ▶ Offset wrist pin design
- ▶ Round wire locks
- ▶ 1.5, 1.5, 3mm ring package
- ▶ Other features include forced pin oiling and pressure balance groove
- ▶ 2.300" x .150" wall Premium Chrome Moly pin (Standard Series) included
- ▶ 9310 alloy .210" wall pin (Extreme Duty Series) included P/N 42542



Note: These pistons are designed for connecting rods with .927" diameter floating wrist pins

Standard Part No.	Extreme Duty Part No.	Bore Size	Over Size	Rod Length	Stroke	Comp Distance	Piston Wt / Gms	Piston Ring Sets	
								Ductile Iron Top Rings	Premium Steel Top Rings
STOCK STROKE 9.3cc DOME									
597400C-8	597400CE-8	3.917"	STD	6.240"	3.579"	1.220"	427	46120-8	46120ST-8
597405C-8	597405CE-8	3.922"	+ .005"	6.240"	3.579"	1.220"	428	46121-8	46121ST-8
597420C-8	597420CE-8	3.937"	+ .020"	6.240"	3.579"	1.220"	434	46122-8	46122ST-8
STOCK STROKE -1.5cc FLAT TOP									
597500C-8	597500CE-8	3.917"	STD	6.240"	3.579"	1.220"	400	46120-8	46120ST-8
597505C-8	597505CE-8	3.922"	+ .005"	6.240"	3.579"	1.220"	402	46121-8	46121ST-8
597520C-8	597520CE-8	3.937"	+ .020"	6.240"	3.579"	1.220"	408	46122-8	46122ST-8
STOCK STROKE -12cc DISH									
597100C-8	597100CE-8	3.917"	STD	6.240"	3.579"	1.220"	393	46120-8	46120ST-8
597105C-8	597105CE-8	3.922"	+ .005"	6.240"	3.579"	1.220"	395	46121-8	46121ST-8
597120C-8	597120CE-8	3.937"	+ .020"	6.240"	3.579"	1.220"	401	46122-8	46122ST-8
STROKER SERIES -1.5cc FLAT TOP									
597200C-8	597200CE-8	3.917"	STD	6.125"	4.050"	1.085"	362	46120-8	46120ST-8
597205C-8	597205CE-8	3.922"	+ .005"	6.125"	4.050"	1.085"	364	46121-8	46121ST-8
597220C-8	597220CE-8	3.937"	+ .020"	6.125"	4.050"	1.085"	369	46122-8	46122ST-8
STROKER SERIES -14cc DISH									
597300C-8	597300CE-8	3.917"	STD	6.125"	4.050"	1.085"	351	46120-8	46120ST-8
597305C-8	597305CE-8	3.922"	+ .005"	6.125"	4.050"	1.085"	354	46121-8	46121ST-8
597320C-8	597320CE-8	3.937"	+ .020"	6.125"	4.050"	1.085"	359	46122-8	46122ST-8
STROKER SERIES -23cc DISH									
598500C-8	598500CE-8	3.917"	STD	6.125"	4.050"	1.085"	346	46120-8	46120ST-8
598505C-8	598505CE-8	3.922"	+ .005"	6.125"	4.050"	1.085"	348	46121-8	46121ST-8
598520C-8	598520CE-8	3.937"	+ .020"	6.125"	4.050"	1.085"	352	46122-8	46122ST-8

The root diameter of the ring grooves accommodates Manley rings and others which have the following radial thickness
 Top: .155" 2nd: .160" Oil: .145" Note: Gapless® Top Ring Sets are also available
 See page 134

Common Features

for All Pistons on Page 116 & 117

- Crown Thickness: 9.3cc Dome .180" / 5cc Dome .200" / Flat Top .200" / Dish .200"
- Top Ring: 1.5mm, .250" down
- Second Ring: 1.5mm
- Oil Ring: 3mm
- Max. Valve Sizes: 2.100" Int., 1.650" Exh.
- Valve Notches: .100" Int., .080" Exh. (5.7L), .120" Int., .085" Exh. (6.1L)
- Pin Included: Standard Series: Premium Chrome Moly P/N 42442 (.150" wall, 110 grams, 2.300" long, .927" dia.)
 Extreme Duty Series: 9310 Alloy P/N 42542 (.210" wall, 139 grams, 2.300" long, .927" dia.)
- Round Wire Locks: P/N 42262 - .061" wide
- Recommended
- Piston Clearance: .0045" measured 1.100" from bottom of the oil ring

SEE PAGE 117 FOR COMPRESSION RATIOS

SEE PAGE 131 & 132 FOR CUSTOM PISTONS

PLATINUM SERIES PISTONS

Chrysler 6.1L Hemi & 6.1L Hemi with 6.4L Cylinder Heads

Dome, Flat Top & Dish

- ▶ Forged 2618 high strength material lightweight design
- ▶ Offset wrist pin design
- ▶ Round wire locks
- ▶ 1.5, 1.5, 3mm ring package
- ▶ Other features include forced pin oiling and pressure balance groove
- ▶ 2.300" x .150" wall Premium Chrome Moly pin (Standard Series) included
- ▶ 9310 alloy .210" wall pin (Extreme Duty Series) included P/N 42542



Note: These pistons are designed for connecting rods with .927" diameter floating wrist pins

Standard Part No.	Extreme Duty Part No.	Bore Size	Over Size	Rod Length	Stroke	Comp Distance	Piston Wt / Gms	Piston Ring Sets	
								Ductile Iron Top Rings	Premium Steel Top Rings
STOCK STROKE 5cc DOME									
597660C-8	597660CE-8	4.060"	+ .005"	6.240"	3.579"	1.220"	453	46116-8	46116ST-8
597665C-8	597665CE-8	4.065"	+ .010"	6.240"	3.579"	1.220"	455	46116-8	46116ST-8
597680C-8	597680CE-8	4.080"	+ .025"	6.240"	3.579"	1.220"	461	46118-8	46118ST-8
STOCK STROKE -11.5cc DISH									
597060C-8	597060CE-8	4.060"	+ .005"	6.240"	3.579"	1.220"	427	46116-8	46116ST-8
597065C-8	597065CE-8	4.065"	+ .010"	6.240"	3.579"	1.220"	429	46116-8	46116ST-8
597080C-8	597080CE-8	4.080"	+ .025"	6.240"	3.579"	1.220"	435	46118-8	46118ST-8
STROKER SERIES -1.5cc FLAT TOP									
597860C-8	597860CE-8	4.060"	+ .005"	6.125"	4.050"	1.085"	392	46116-8	46116ST-8
597865C-8	597865CE-8	4.065"	+ .010"	6.125"	4.050"	1.085"	394	46116-8	46116ST-8
597880C-8	597880CE-8	4.080"	+ .025"	6.125"	4.050"	1.085"	398	46118-8	46118ST-8
STROKER SERIES -11.5cc DISH									
598660C-8	598660CE-8	4.060"	+ .005"	6.125"	4.050"	1.085"	386	46116-8	46116ST-8
598665C-8	598665CE-8	4.065"	+ .010"	6.125"	4.050"	1.085"	388	46116-8	46116ST-8
598680C-8	598680CE-8	4.080"	+ .025"	6.125"	4.050"	1.085"	393	46118-8	46118ST-8
STROKER SERIES -24cc DISH									
598760C-8	598760CE-8	4.060"	+ .005"	6.125"	4.050"	1.085"	381	46116-8	46116ST-8
598765C-8	598765CE-8	4.065"	+ .010"	6.125"	4.050"	1.085"	383	46116-8	46116ST-8
598780C-8	598780CE-8	4.080"	+ .025"	6.125"	4.050"	1.085"	388	46118-8	46118ST-8

The root diameter of the ring grooves accommodates Manley rings and others which have the following radial thickness: Top: .151" 2nd: .168" Oil: .145" Note: Gapless® Top Ring Sets are also available See page 134

Compression Ratio Chart 5.7L Hemi

Bore	Stroke	5.7L		
		Thru 2008 85cc	2009-Up 65cc	6.1L Head 74cc
9.3cc DOME				
3.917" / 99.5mm	3.579" / 90.9mm	9.63:1	12.42:1	10.97:1
3.922" / 99.63mm	3.579" / 90.9mm	9.65:1	12.45:1	10.99:1
3.937" / 100mm	3.579" / 90.9mm	9.72:1	12.53:1	11.07:1
-1.5cc FLAT TOP				
3.917" / 99.5mm	3.579" / 90.9mm	8.62:1	10.72:1	9.65:1
3.922" / 99.63mm	3.579" / 90.9mm	8.64:1	10.75:1	9.67:1
3.937" / 100mm	3.579" / 90.9mm	8.70:1	10.82:1	9.74:1
3.917" / 99.5mm	4.050"	9.33:1	11.52:1	10.41:1
3.922" / 99.63mm	4.050"	9.35:1	11.54:1	10.43:1
3.937" / 100mm	4.050"	9.41:1	11.62:1	10.50:1
-12cc DISH				
3.917" / 99.5mm	3.579" / 90.9mm	7.85:1	9.49:1	8.67:1
3.922" / 99.63mm	3.579" / 90.9mm	7.87:1	9.52:1	8.69:1
3.937" / 100mm	3.579" / 90.9mm	7.92:1	9.58:1	8.74:1

Compression ratios are calculated at .003" deck clearance (3.579" stroke) or .020" deck clearance (4.050" stroke), a 3.941" head gasket ID with a .028" compressed thickness

SEE PAGE 131 & 132 FOR CUSTOM PISTONS

Compression Ratio Chart 5.7L Hemi

Bore	Stroke	5.7L		
		Thru 2008 85cc	2009-Up 65cc	6.1L Head 74cc
-14cc DISH				
3.917" / 99.5mm	4.050"	8.37:1	10.03:1	9.20:1
3.922" / 99.63mm	4.050"	8.39:1	10.06:1	9.22:1
3.937" / 100mm	4.050"	8.44:1	10.12:1	9.28:1
-23cc DISH				
3.917" / 99.5mm	4.050"	7.80:1	9.20:1	8.51:1
3.922" / 99.63mm	4.050"	7.82:1	9.22:1	8.53:1
3.937" / 100mm	4.050"	7.87:1	9.28:1	8.58:1

Compression Ratio Chart 6.1L Hemi

Bore	Stroke	6.1L Hemi			
		5cc Dome	Flat Top	-11.5cc Dish	-24cc Dish
4.060"	3.579"	10.70:1	-----	9.01:1	-----
4.065"	3.579"	10.72:1	-----	9.03:1	-----
4.080"	3.579"	10.79:1	-----	9.09:1	-----
4.060"	4.050"	-----	10.72:1	9.73:1	8.75:1
4.065"	4.050"	-----	10.74:1	9.75:1	8.77:1
4.080"	4.050"	-----	10.81:1	9.82:1	8.82:1

Compression ratios are calculated at .003" deck clearance (3.579" stroke) or .020" deck clearance (4.050" stroke), a 4.100" head gasket ID with a .040" compressed thickness and a 74cc combustion chamber



PISTONS, RINGS, & PINS

PLATINUM SERIES PISTONS

Chrysler 6.2L Hellcat

Stock 3.579" Stroke Pistons

- ▶ Forged 2618 high strength material lightweight design
- ▶ Offset wrist pin design
- ▶ Round wire locks
- ▶ 1.2, 1.2, 2.5mm ring package with lateral gas ports
- ▶ Other features include forced pin oiling and pressure balance groove
- ▶ 2.300" x .210" wall Premium Chrome Moly pin (Standard Series) included
- ▶ 9310 alloy .210" wall pin (Extreme Duty Series) included P/N 42542



Note: These pistons are designed for connecting rods with .927" diameter floating wrist pins

Standard Part No.	Extreme Duty Part No.	Bore Size	Over Size	Rod Length	Stroke	Comp Distance	Piston Wt / Gms	Piston Ring Sets Premium Steel Top Rings
-6.5cc DISH (9.5:1)								
597900C-8	597900CE-8	4.090"	STD	6.200"	3.579"	1.278"	456	46132ST-8
597905C-8	597905CE-8	4.095"	+.005"	6.200"	3.579"	1.278"	457	46133ST-8
597910C-8	597910CE-8	4.100"	+.010"	6.200"	3.579"	1.278"	461	46134ST-8

Compression ratios are calculated at .017" deck clearance, a 4.090" head gasket ID with a .039" compressed thickness and a 72cc combustion chamber

Common Features

- Crown Thickness: .250"
- Top Ring: 1.2mm, .300" down
- Second Ring: 1.2mm
- Oil Ring: 2.5mm
- Max. Valve Sizes: 2.180" Int., 1.750" Exh.
- Valve Notches: .120" Int., .085" Exh

- Pin Included: Standard Series: Premium Chrome Moly P/N 42444 (.210" wall, 139 grams, 2.300" long, .927" dia.)
Extreme Duty Series: 9310 Alloy P/N 42542 (.210" wall, 139 grams, 2.300" long, .927" dia.)
- Round Wire Locks: P/N 42262 - .061" wide
- Recommended
- Piston Clearance: .0045" measured 1.100" from the bottom of the oil ring

PISTONS, RINGS, & PINS



SharaDon Performance Powered

SEE PAGE 131 & 132 FOR CUSTOM PISTONS

PLATINUM SERIES PISTONS

Chrysler 6.4L Hemi

Dome & Dish

- ▶ Forged 2618 high strength material lightweight design
- ▶ Offset wrist pin design
- ▶ Round wire locks
- ▶ 1.5, 1.5, 3mm ring package
- ▶ Other features include forced pin oiling and pressure balance groove
- ▶ 2.300" x .150" wall Premium Chrome Moly pin (Standard Series) included
- ▶ 9310 alloy .210" wall pin (Extreme Duty Series) included P/N 42542



Note: These pistons are designed for connecting rods with .927" diameter floating wrist pins

Standard Part No.	Extreme Duty Part No.	Bore Size	Over Size	Rod Length	Stroke	Comp Distance	Piston Wt / Gms	Piston Ring Sets Premium Steel Top Rings
STOCK STROKE 1.75cc DOME								
598800C-8	598800CE-8	4.090"	STD	6.200"	3.724"	1.210"	430	46129ST-8
598805C-8	598805CE-8	4.095"	+.005"	6.200"	3.724"	1.210"	432	46130ST-8
598810C-8	598810CE-8	4.100"	+.010"	6.200"	3.724"	1.210"	434	46131ST-8
STOCK STROKE -12.5cc DISH								
598900C-8	598900CE-8	4.090"	STD	6.200"	3.724"	1.210"	411	46129ST-8
598905C-8	598905CE-8	4.095"	+.005"	6.200"	3.724"	1.210"	413	46130ST-8
598910C-8	598910CE-8	4.100"	+.010"	6.200"	3.724"	1.210"	415	46131ST-8
STROKER SERIES -5.0cc DISH								
599800C-8	599800CE-8	4.090"	STD	6.125"	4.050"	1.120"	402	46129ST-8
599805C-8	599805CE-8	4.095"	+.005"	6.125"	4.050"	1.120"	404	46130ST-8
599810C-8	599810CE-8	4.100"	+.010"	6.125"	4.050"	1.120"	406	46131ST-8
STROKER SERIES -20.5cc DISH								
599900C-8	599900CE-8	4.090"	STD	6.125"	4.050"	1.120"	394	46129ST-8
599905C-8	599905CE-8	4.095"	+.005"	6.125"	4.050"	1.120"	396	46130ST-8
599910C-8	599910CE-8	4.100"	+.010"	6.125"	4.050"	1.120"	398	46131ST-8

The root diameter of the ring grooves accommodates Manley rings and others which have the following radial thickness
 Top: .150" 2nd: .170" Oil: .145"

Common Features

- Crown Thickness: .200"
- Top Ring: 1.5mm, .250" down
- Second Ring: 1.5mm
- Oil Ring: 3.0mm
- Max. Valve Sizes: 2.180" Int., 1.750" Exh.
- Valve Notches: .120" Int., .085" Exh
- Pin Included: Standard Series: Premium Chrome Moly P/N 42442 (.150" wall, 110 grams, 2.300" long, .927" dia.)
 Extreme Duty Series: 9310 Alloy P/N 42542 (.210" wall, 139 grams, 2.300" long, .927" dia.)
- Round Wire Locks: P/N 42262 - .061" wide
- Recommended
- Piston Clearance: .0045" measured 1.100" from the bottom of the oil ring

Compression Ratio Chart 6.4L HEMI

Bore	Stroke	1.75cc Dome	-5.0cc Dish	-12.5cc Dish	-20.5cc Dish
4.090"	3.724"	11.01:1	-----	9.50:1	-----
4.095"	3.724"	11.02:1	-----	9.51:1	-----
4.100"	3.724"	11.03:1	-----	9.52:1	-----
4.090"	4.050"	-----	11.00:1	-----	9.50:1
4.095"	4.050"	-----	11.01:1	-----	9.51:1
4.100"	4.050"	-----	11.02:1	-----	9.52:1

Compression ratios are calculated at .012" deck clearance, a 4.090" head gasket ID with a .027" compressed thickness and a 72cc combustion chamber

SEE PAGE 131 & 132 FOR CUSTOM PISTONS



PLATINUM SERIES PISTONS

Ford "EcoBoost" 2.3L DOHC 4 Valve

-8.2cc Dish

- ▶ 2618 high strength material; Lightweight design with offset wrist pin for quiet start-ups
- ▶ .150" x 2.250" wall Premium Chrome Moly pin (Standard Series) included P/N 42248
- ▶ 9310 alloy .210" wall pin (Extreme Duty Series) included P/N 42548
- ▶ Pressure balance groove
- ▶ Will accommodate +1mm valve sizes
- ▶ Premium Steel top ring sets and round wire locks included



Standard Part No.	Extreme Duty Part No.	Bore Size mm	Over Size	Rod Length	Stroke mm	Comp Distance	Dome Volume (cc)	Comp Ratio	Piston Type	Piston Wt/Gms	Included Ring Set
Ford Focus RS 2016-Up, Mustang 2015-Up (.886"/22.5mm x 2.250" Pin)											
637000C-4	637000CE-4	87.5	STD	5.875"	94	1.291"	-8.2	9.5	Dish	382	46875-4
637001C-4	637001CE-4	87.6	+.1mm	5.875"	94	1.291"	-8.2	9.5	Dish	384	46876-4
637005C-4	637005CE-4	88	+.5mm	5.875"	94	1.291"	-8.2	9.5	Dish	390	46880-4

Common Features

Crown Thickness: .200"
 Top Ring: 1.2mm, .250" down
 Second Ring: 1.2mm
 Oil Ring: 2.8mm
 Max. Valve Sizes: 33.0mm Int., 31.0mm Exh.
 Round Wire Locks: P/N 42270 - .061" wide

Pin Included: Standard Series: Premium Chrome Moly P/N 42248 (2.250" x .150" wall, 22.5mm/.886" dia., 100 grams)
 Extreme Duty Series: 9310 Alloy P/N 42548 (2.250" x .210" wall, 22.5mm/.886" dia., 128 grams)
 Recommended Piston Clearance: .0030" measured 1.100" from the bottom of the oil ring

Ford "EcoBoost" 3.5L DOHC 4 Valve

-8.5cc Dish & -0.5cc Dome Pistons

- ▶ 2618 high strength material; Lightweight design
- ▶ Offset wrist pin design for quiet start-ups
- ▶ Perfect ring groove to skirt squareness
- ▶ Pressure balance groove
- ▶ Round wire locks
- ▶ 1.2, 1.2, 2.5mm ring package
- ▶ Will accommodate +1mm valve sizes
- ▶ 2.500" x .180" wall Premium Chrome Moly pin (Standard Series) included
- ▶ 9310 alloy .210" wall pin (Extreme Duty Series) included P/N 42546



Note: These pistons are designed for connecting rods with .9055"/23mm diameter floating wrist pins

Standard Part No.	Extreme Duty Part No.	Bore Size	Rod Length	Stroke	Compression Distance	Piston Wt / Gms	Piston Ring Sets Premium Steel Top Rings
-8.5cc DISH (9.0:1)							
594800C-6	594800CE-6	3.642"	6.011"	3.413"	1.239"	407	46642ST-6
594810C-6	594810CE-6	3.652"	6.011"	3.413"	1.239"	411	46652ST-6
594820C-6	594820CE-6	3.662"	6.011"	3.413"	1.239"	415	46662ST-6
-0.5cc DOME (10.0:1)							
594900C-6	594900CE-6	3.642"	6.011"	3.413"	1.239"	419	46642ST-6
594910C-6	594910CE-6	3.652"	6.011"	3.413"	1.239"	423	46652ST-6
594920C-6	594920CE-6	3.662"	6.011"	3.413"	1.239"	427	46662ST-6

The root diameter of the ring grooves accommodates Manley rings and others which have the following radial thickness

Top: .134" 2nd: .143" Oil: .115"

Common Features

Crown Thickness: .225"
 Top Ring: 1.2mm, .270" down
 Second Ring: 1.2mm
 Oil Ring: 2.5mm
 Max. Valve Sizes: 38.0mm Int., 32.0mm Exh.
 Round Wire Locks: P/N 42212 - .054" wide

Pin Included: Standard Series: Premium Chrome Moly P/N 42346 (2.500" x .180" wall, 23mm/.9055" dia., 132 grams)
 Extreme Duty Series: 9310 Alloy P/N 42546 (2.500" x .210" wall, 23mm/.9055" dia., 147 grams)
 Recommended Piston Clearance: .0030" measured .850" from the bottom of the oil ring

Note: New part numbers are **BOLD & ITALICIZED**

SEE PAGE 131 & 132 FOR CUSTOM PISTONS

PLATINUM SERIES PISTONS

Ford "Cyclone" 3.7L DOHC 4 Valve

-5cc Dish & +2.0cc Dome Pistons

- ▶ 2618 high strength material; Lightweight design
- ▶ Offset wrist pin design for quiet start-ups
- ▶ Perfect ring groove to skirt squareness
- ▶ Pressure balance groove
- ▶ Round wire locks
- ▶ 1.2, 1.5, 2.5mm ring package
- ▶ .225" deck thickness, .270" down top ring
- ▶ Will accommodate +1mm valve sizes
- ▶ 2.500" x .180" wall Premium Chrome Moly pin (Standard Series) included
- ▶ 9310 alloy .210" wall pin (Extreme Duty Series) included P/N 42546



Note: These pistons are designed for connecting rods with .9055"/23mm diameter floating wrist pins

Standard Part No.	Extreme Duty Part No.	Bore Size	Rod Length	Stroke	Compression Distance	Piston Wt / Gms	Piston Ring Sets Premium Steel Top Rings
-5cc DISH (9.5:1)							
599500C-6	599500CE-6	3.760"	6.011"	3.413"	1.239"	420	46760ST-6
599510C-6	599510CE-6	3.770"	6.011"	3.413"	1.239"	424	46770ST-6
599520C-6	599520CE-6	3.780"	6.011"	3.413"	1.239"	428	46780ST-6
+2.0cc DOME (10.5:1)							
599600C-6	599600CE-6	3.760"	6.011"	3.413"	1.239"	426	46760ST-6
599610C-6	599610CE-6	3.770"	6.011"	3.413"	1.239"	430	46770ST-6
599620C-6	599620CE-6	3.780"	6.011"	3.413"	1.239"	434	46780ST-6

The root diameter of the ring grooves accommodates Manley rings and others which have the following radial thickness

Top: .134" 2nd: .152" Oil: .120"

Piston Clearance: .003" measured .850" from bottom of the oil ring

Max. Valve Sizes: 34.5mm Int./Exh.

Ford 4.6L & 5.4L SOHC/DOHC 2 & 4 Valve and 5.4L 3 Valve

"Street Master" Series Forged Aluminum 18cc Spherical Dish Piston

- ▶ Perfect blend of economy and high performance
- ▶ 1.2mm offset wrist pin location for quiet start-ups. Mimics OEM design
- ▶ Perfect ring groove to skirt squareness
- ▶ Pressure balance groove
- ▶ 2.500" length Premium Chrome Moly pin included with round wire locks
- ▶ Full banded skirt design for increased skirt stability



Part No.	Bore Size	Rod Length	Stroke	Compression Distance	Piston Wt / Gms	Piston & Pin Wt / Gms	Piston Ring Set
494200-8	3.552"	5.933" / 6.657"	3.543" / 4.165"	1.220"	369	475	46600-8
494220-8	3.572"	5.933" / 6.657"	3.543" / 4.165"	1.220"	376	482	46620-8
494230-8	3.582"	5.933" / 6.657"	3.543" / 4.165"	1.220"	379	485	46630-8

The root diameter of the ring grooves accommodates Manley rings and others which have the following radial thickness

Top: .156" 2nd: .152" Oil: .145"

The pistons above will also work for the 6.8L V10 modular

Common Features

Dome Volume: -18cc
 Crown Thickness: .200"
 Compression Ratio: 8.53:1 w/ .51cc & 3.543" Stroke
 Top Ring: 1.5mm, .220" down
 Second Ring: 1.5mm
 Oil Ring: 3mm

Pin Included: Premium Chrome Moly P/N 42207 (.150" wall, 106 grams, 2.500" long)
 Round Wire Locks: Recommended P/N 42270 - .061" wide
 Piston Clearance: .0035" measured .850" from bottom of the oil ring

SEE PAGE 123 & 128 FOR COMPRESSION RATIOS

SEE PAGE 131 & 132 FOR CUSTOM PISTONS



PLATINUM SERIES PISTONS

Ford 4.6L SOHC/DOHC 2 & 4 Valve (1991-up)

Stock 3.543" Stroke Pistons

- ▶ 2618 high strength material lightweight design
- ▶ 1.2mm offset wrist pin design for quiet start-ups. Mimics OEM design
- ▶ Round wire locks
- ▶ Perfect ring groove to skirt squareness
- ▶ Pressure balance groove
- ▶ 1.5, 1.5, 3.0mm ring package
- ▶ 2.500" x .150" wall Premium Chrome Moly pin (Standard Series) included
- ▶ 9310 alloy .210" wall pin (Extreme Duty Series) included P/N 42507
- ▶ Full banded skirt design for increased skirt stability



Standard Part No.	Extreme Duty Part No.	Bore Size	Rod Length	Stroke	Comp Distance	Piston Wt / Gm	Piston Ring Sets		
							Ductile Iron Top Rings	Premium Steel Top Rings	Gapless® Top Rings
FLAT TOP									
594000C-8	594000CE-8	3.552"	5.933"	3.543"	1.220"	335	46600-8	46600ST-8	46600GT-8
594020C-8	594020CE-8	3.572"	5.933"	3.543"	1.220"	345	46620-8	46620ST-8	46620GT-8
594030C-8	594030CE-8	3.582"	5.933"	3.543"	1.220"	350	46630-8	46630ST-8	46630GT-8
594070C-8	594070CE-8	3.700"	5.933"	3.543"	1.220"	388	46670-8	46670ST-8	46670GT-8
-11cc DISH									
594100C-8	594100CE-8	3.552"	5.933"	3.543"	1.220"	350	46600-8	46600ST-8	46600GT-8
594120C-8	594120CE-8	3.572"	5.933"	3.543"	1.220"	355	46620-8	46620ST-8	46620GT-8
594130C-8	594130CE-8	3.582"	5.933"	3.543"	1.220"	362	46630-8	46630ST-8	46630GT-8
594170C-8	594170CE-8	3.700"	5.933"	3.543"	1.220"	401	46670-8	46670ST-8	46670GT-8
-18cc SPHERICAL DISH									
594200C-8	594200CE-8	3.552"	5.933"	3.543"	1.220"	384	46600-8	46600ST-8	46600GT-8
594220C-8	594220CE-8	3.572"	5.933"	3.543"	1.220"	390	46620-8	46620ST-8	46620GT-8
594230C-8	594230CE-8	3.582"	5.933"	3.543"	1.220"	393	46630-8	46630ST-8	46630GT-8
594270C-8	594270CE-8	3.700"	5.933"	3.543"	1.220"	431	46670-8	46670ST-8	46670GT-8
-23cc DISH									
594400C-8	594400CE-8	3.552"	5.933"	3.543"	1.220"	351	46600-8	46600ST-8	46600GT-8
594420C-8	594420CE-8	3.572"	5.933"	3.543"	1.220"	359	46620-8	46620ST-8	46620GT-8
594430C-8	594430CE-8	3.582"	5.933"	3.543"	1.220"	363	46630-8	46630ST-8	46630GT-8
594470C-8	594470CE-8	3.700"	5.933"	3.543"	1.220"	401	46670-8	46670ST-8	46670GT-8

The root diameter of the ring grooves accommodates Manley rings and others which have the following radial thickness

Top: .156" 2nd: .152" Oil: .145"

Common Features

Crown Thickness: .185"
 Top Ring: 1.5mm, .220" down
 Second Ring: 1.5mm
 Oil Ring: 3mm
 Round Wire Locks: P/N 42270 - .061" wide

Pin Included: Standard Series: Premium Chrome Moly P/N 42207 (2.500" x .150" wall, 22mm/.866" dia., 106 grams)
 Extreme Duty Series: 9310 Alloy P/N 42507 (2.500" x .210" wall, 22mm/.866" dia., 138 grams)

Recommended
 Piston Clearance: .003" measured .850" from bottom of the oil ring

Ford 4.6L 2V & 4V Compression Ratio Charts

Bore	Stroke	42cc	51cc	52cc	Bore	Stroke	42cc	51cc	52cc
FLAT TOP					-18 SPHERICAL DISH				
3.552	3.543	12.65	10.86	10.69	3.552	3.543	9.54	8.53	8.44
3.572	3.543	12.78	10.97	10.80	3.572	3.543	9.63	8.63	8.52
3.582	3.543	12.85	11.02	10.85	3.582	3.543	9.68	8.66	8.56
3.700	3.543	13.55	11.63	11.45	3.700	3.543	10.21	9.13	9.03
-11cc DISH					-23cc DISH				
3.552	3.543	10.53	9.29	9.18	3.552	3.543	8.95	8.07	7.98
3.572	3.543	10.64	9.39	9.27	3.572	3.543	9.04	8.15	8.06
3.582	3.543	10.69	9.43	9.31	3.582	3.543	9.08	8.19	8.10
3.700	3.543	11.33	9.99	9.86	3.700	3.543	9.58	8.64	8.54

Head Gasket Bore 3.620 (3.552-3.582)
 Head Gasket Bore 3.700 (3.700)
 Compressed Gasket Thickness .036
 Deck Clearance .008

42cc Combustion Chamber is 99-up PI 2V
 51cc Combustion Chamber is 91-98 2V
 52cc Combustion Chamber is 93-up 4V

SEE PAGE 131 & 132 FOR CUSTOM PISTONS



WWW.MANLEYPERFORMANCE.COM

PLATINUM SERIES PISTONS

Ford 4.6L SOHC/DOHC 2 & 4 Valve (1991-up)

3.750" Stroke Pistons

- ▶ 2618 high strength material lightweight design
- ▶ 1.2mm offset wrist pin design for quiet start-ups. Mimics OEM design
- ▶ Round wire locks
- ▶ Perfect ring groove to skirt squareness
- ▶ Pressure balance groove
- ▶ 1.5, 1.5, 3.0mm ring package
- ▶ 2.500" x .150" wall Premium Chrome Moly pin (Standard Series) included
- ▶ 9310 alloy .210" wall pin (Extreme Duty Series) included P/N 42507
- ▶ Full banded skirt design for increased skirt stability



Standard Part No.	Extreme Duty Part No.	Bore Size	Rod Length	Stroke	Comp Distance	Piston Wt / Gm	Piston Ring Sets		
							Ductile Iron Top Rings	Premium Steel Top Rings	Gapless® Top Rings
FLAT TOP									
595000C-8	595000CE-8	3.552"	5.850"	3.750"	1.200"	350	46600-8	46600ST-8	46600GT-8
595020C-8	595020CE-8	3.572"	5.850"	3.750"	1.200"	357	46620-8	46620ST-8	46620GT-8
595030C-8	595030CE-8	3.582"	5.850"	3.750"	1.200"	360	46630-8	46630ST-8	46630GT-8
-11cc DISH									
595100C-8	595100CE-8	3.552"	5.850"	3.750"	1.200"	346	46600-8	46600ST-8	46600GT-8
595120C-8	595120CE-8	3.572"	5.850"	3.750"	1.200"	353	46620-8	46620ST-8	46620GT-8
595130C-8	595130CE-8	3.582"	5.850"	3.750"	1.200"	358	46630-8	46630ST-8	46630GT-8
-18cc SPHERICAL DISH									
595200C-8	595200CE-8	3.552"	5.850"	3.750"	1.200"	372	46600-8	46600ST-8	46600GT-8
595220C-8	595220CE-8	3.572"	5.850"	3.750"	1.200"	380	46620-8	46620ST-8	46620GT-8
595230C-8	595230CE-8	3.582"	5.850"	3.750"	1.200"	383	46630-8	46630ST-8	46630GT-8
595270C-8	595270CE-8	3.700"	5.850"	3.750"	1.200"	421	46670-8	46670ST-8	46670GT-8
-23cc DISH									
595400C-8	595400CE-8	3.552"	5.850"	3.750"	1.200"	336	46600-8	46600ST-8	46600GT-8
595420C-8	595420CE-8	3.572"	5.850"	3.750"	1.200"	342	46620-8	46620ST-8	46620GT-8
595430C-8	595430CE-8	3.582"	5.850"	3.750"	1.200"	346	46630-8	46630ST-8	46630GT-8
595470C-8	595470CE-8	3.700"	5.850"	3.750"	1.200"	384	46670-8	46670ST-8	46670GT-8
-28cc DISH									
595600C-8	595600CE-8	3.552"	5.850"	3.750"	1.200"	341	46600-8	46600ST-8	46600GT-8
595620C-8	595620CE-8	3.572"	5.850"	3.750"	1.200"	347	46620-8	46620ST-8	46620GT-8
595630C-8	595630CE-8	3.582"	5.850"	3.750"	1.200"	351	46630-8	46630ST-8	46630GT-8
595670C-8	595670CE-8	3.700"	5.850"	3.750"	1.200"	389	46670-8	46670ST-8	46670GT-8

The root diameter of the ring grooves accommodates Manley rings and others which have the following radial thickness

Top: .156" 2nd: .152" Oil: .145"

Common Features

Crown Thickness: .185"
 Top Ring: 1.5mm, .220" down
 Second Ring: 1.5mm
 Oil Ring: 3mm
 Round Wire Locks: P/N 42270 - .061" wide

Pin Included: Standard Series: Premium Chrome Moly P/N 42207 (2.500" x .150" wall, 22mm/.866" dia., 106 grams)
 Extreme Duty Series: 9310 Alloy P/N 42507 (2.500" x .210" wall, 22mm/.866" dia., 138 grams)

Recommended
 Piston Clearance: .003" measured .850" from bottom of the oil ring

Ford 4.6L 2V & 4V Compression Ratio Charts

Bore	Stroke	42cc	51cc	52cc	Bore	Stroke	42cc	51cc	52cc
FLAT TOP									
3.552	3.750	13.33	11.43	11.26	3.552	3.750	9.41	8.48	8.39
3.572	3.750	13.47	11.55	11.37	3.572	3.750	9.51	8.57	8.47
3.582	3.750	13.54	11.61	11.43	3.582	3.750	9.55	8.61	8.52
-23cc DISH									
3.700	3.750	10.08			3.700	3.750	10.08	9.08	8.98
-11cc DISH									
3.552	3.750	11.09	9.78	9.65	3.552	3.750	8.87	8.05	7.97
3.572	3.750	11.20	9.88	9.75	3.572	3.750	8.96	8.13	8.05
3.582	3.750	11.25	9.92	9.80	3.582	3.750	9.00	8.17	8.09
-18cc SPHERICAL DISH									
3.700	3.750	10.75	9.61	9.50	3.700	3.750	9.50	8.62	8.53

Head Gasket Bore 3.620 (3.552-3.582) 42cc Combustion Chamber is 99-up PI 2V
 Head Gasket Bore 3.700 (3.700) 51cc Combustion Chamber is 91-98 2V
 Compressed Gasket Thickness .036 52cc Combustion Chamber is 93-up 4V
 Deck Clearance .008

SEE PAGE 131 & 132 FOR CUSTOM PISTONS

PLATINUM SERIES PISTONS

Ford 4.6L SOHC/DOHC 2, 3 & 4 Valve (1991-up)

Turbo Tuff® Design 3.543" & 3.750" Stroke Pistons

- ▶ 2618 high strength material lightweight design
- ▶ 1.2mm offset wrist pin design for quiet start-ups. Mimics OEM design
- ▶ Round wire locks
- ▶ Perfect ring groove to skirt squareness
- ▶ Pressure balance groove
- ▶ 1.5, 1.5, 3.0mm ring package
- ▶ Vertical Gas Ports designed for high HP Race Engines
- ▶ 9310 alloy .210" wall pin included P/N 42507



2 & 4 Valve Pistons

Standard Part No.	Bore Size	Rod Length	Stroke	Comp Distance	Piston Wt / Gm	Piston Ring Sets	
						Premium Steel Top Rings	Gapless® Top Rings
-11cc DISH 3.543" STROKE							
567000CE-8	3.552"	5.933"	3.543"	1.220"	363	46600ST-8	46600GT-8
567020CE-8	3.572"	5.933"	3.543"	1.220"	368	46620ST-8	46620GT-8
567030CE-8	3.582"	5.933"	3.543"	1.220"	372	46630ST-8	46630GT-8
567070CE-8	3.700"	5.933"	3.543"	1.220"	TBA	46670ST-8	46670GT-8
-11cc DISH 3.750" STROKE							
567100CE-8	3.552"	5.850"	3.750"	1.200"	362	46600ST-8	46600GT-8
567120CE-8	3.572"	5.850"	3.750"	1.200"	369	46620ST-8	46620GT-8
567130CE-8	3.582"	5.850"	3.750"	1.200"	373	46630ST-8	46630GT-8
-18cc DISH 3.750" STROKE							
567170CE-8	3.700"	5.850"	3.750"	1.200"	TBA	46600ST-8	46600GT-8

3 Valve Pistons

Standard Part No.	Bore Size	Rod Length	Stroke	Comp Distance	Piston Wt / Gm	Piston Ring Sets	
						Premium Steel Top Rings	Gapless® Top Rings
-14cc DISH 3.543" STROKE							
567200CE-8	3.552"	5.933"	3.543"	1.220"	366	46600ST-8	46600GT-8
567220CE-8	3.572"	5.933"	3.543"	1.220"	371	46620ST-8	46620GT-8
567230CE-8	3.582"	5.933"	3.543"	1.220"	375	46630ST-8	46630GT-8
567270CE-8	3.700"	5.933"	3.543"	1.220"	TBA	46670ST-8	46670GT-8
-14cc DISH 3.750" STROKE							
567300CE-8	3.552"	5.850"	3.750"	1.200"	362	46600ST-8	46600GT-8
567320CE-8	3.572"	5.850"	3.750"	1.200"	366	46620ST-8	46620GT-8
567330CE-8	3.582"	5.850"	3.750"	1.200"	370	46630ST-8	46630GT-8
-18cc DISH 3.750" STROKE							
567370CE-8	3.700"	5.850"	3.750"	1.200"	TBA	46700ST-8	46700GT-8

The root diameter of the ring grooves accommodates Manley rings and others which have the following radial thickness

Top: .156" 2nd: .152" Oil: .145"

Common Features

Crown Thickness: .250"
 Top Ring: 1.5mm, .270" down
 Second Ring: 1.5mm
 Oil Ring: 3mm
 Max. Valve Sizes: 38.5mm Exh. (3V)
 Round Wire Locks: P/N 42270 - .061" wide

Pin Included: 9310 Alloy P/N 42507
 (2.500" x .210" wall, 22mm/.866" dia., 138 grams)

Recommended
 Piston Clearance: .0035" measured .850" from bottom of the oil ring

Ford 4.6L 2V, 3V & 4V Compression Ratio Charts

Bore	Stroke	42cc	51cc	52cc	Bore	Stroke	51cc
-11cc DISH							
3.552	3.543	10.53	9.29	9.18	3.552	3.543	8.94
3.572	3.543	10.64	9.39	9.27	3.572	3.543	9.03
3.582	3.543	10.69	9.43	9.31	3.582	3.543	9.07
3.700	3.543	11.33	9.99	9.86	3.700	3.543	9.58
-11cc DISH							
3.552	3.750	11.09	9.78	9.65	3.552	3.750	9.41
3.572	3.750	11.20	9.88	9.75	3.572	3.750	9.51
3.582	3.750	11.25	9.92	9.80	3.582	3.750	9.55
-18cc DISH							
3.700	3.750	10.79	9.64	9.53	3.700	3.750	9.64

Head Gasket Bore 3.620 (3.552-3.582)

Head Gasket Bore 3.700 (3.700)

Compressed Gasket Thickness .036

Deck Clearance .008

42cc Combustion Chamber is 99-up PI 2V

51cc Combustion Chamber is 91-98 2V & 04-up 3V

52cc Combustion Chamber is 93-up 4V

PLATINUM SERIES PISTONS

Ford "Coyote" 5.0L Gen I/II DOHC 4 Valve (2011-2017) Stock 3.650" Stroke Pistons

- ▶ 2618 high strength material; Lightweight design
- ▶ Perfect ring groove to skirt squareness
- ▶ Offset wrist pin design for quiet start-ups
- ▶ Pressure balance groove
- ▶ Round wire locks
- ▶ 1.2, 1.2, 3mm ring package
- ▶ .200" deck thickness, .225" down top ring
- ▶ Will accommodate +1mm valve sizes
- ▶ 2.500" x .150" wall Premium Chrome Moly pin (Standard Series) included
- ▶ 9310 alloy .210" wall pin (Extreme Duty Series) included P/N 42507



Note: These pistons are designed for connecting rods with .866" / 22mm diameter floating wrist pins

Standard Part No.	Extreme Duty Part No.	Bore Size	Rod Length	Stroke	Compression Distance	Piston Wt / Gms	Premium Steel Top Rings
-12cc DISH (9.0:1)							
598100C-8	598100CE-8	3.630"	5.933"	3.650"	1.165"	361	46700ST-8
598105C-8	598105CE-8	3.635"	5.933"	3.650"	1.165"	365	46710ST-8
598110C-8	598110CE-8	3.640"	5.933"	3.650"	1.165"	366	46710ST-8
598170C-8	598170CE-8	3.700"	5.933"	3.650"	1.165"	376	46771ST-8
-2.5cc FLAT TOP (10.0:1)							
598400C-8	598400CE-8	3.630"	5.933"	3.650"	1.165"	365	46700ST-8
598405C-8	598405CE-8	3.635"	5.933"	3.650"	1.165"	368	46710ST-8
598410C-8	598410CE-8	3.640"	5.933"	3.650"	1.165"	370	46710ST-8
598470C-8	598470CE-8	3.700"	5.933"	3.650"	1.165"	380	46771ST-8
+3.75cc DOME (11.0:1)							
598000C-8	598000CE-8	3.630"	5.933"	3.650"	1.165"	391	46700ST-8
598005C-8	598005CE-8	3.635"	5.933"	3.650"	1.165"	393	46710ST-8
598010C-8	598010CE-8	3.640"	5.933"	3.650"	1.165"	395	46710ST-8
598070C-8	598070CE-8	3.700"	5.933"	3.650"	1.165"	398	46771ST-8

The root diameter of the ring grooves accommodates Manley rings and others which have the following radial thickness

Top: .141" 2nd: .143" Oil: .145"

Common Features

Crown Thickness: .200"
 Top Ring: 1.2mm, .225" down
 Second Ring: 1.2mm
 Oil Ring: 3mm
 Max. Valve Sizes: 38.0mm Int./Exh.
 Round Wire Locks: P/N 42270 - .061" wide

Pin Included: Standard Series: Premium Chrome Moly P/N 42207
 (2.500" x .150" wall, 22mm/.886" dia.,
 106 grams)
 Extreme Duty Series: 9310 Alloy P/N 42507
 (2.500" x .210" wall, 22mm/.866" dia.,
 138 grams)
 Recommended
 Piston Clearance: .0030" measured .850" from the bottom of
 the oil ring

PISTONS, RINGS, & PINS

PLATINUM SERIES PISTONS

Ford "Coyote" 5.0L Gen III DOHC 4 Valve (2018-up) Stock 3.650" Stroke Pistons

- ▶ 2618 high strength material; Lightweight design
- ▶ Offset wrist pin design for quiet start-ups
- ▶ Perfect ring groove to skirt squareness
- ▶ Pressure balance groove
- ▶ Round wire locks
- ▶ 1.2, 1.2, 3.0mm ring package
- ▶ .200" deck thickness, .225" down top ring
- ▶ Will accommodate +1mm valve sizes (except 5959 series)
- ▶ 2.500" x .150" wall Premium Chrome Moly pin (Standard Series) included
- ▶ 9310 alloy .210" wall pin (Extreme Duty Series) included P/N 42507



Note: These pistons are designed for connecting rods with .866" / 22mm diameter floating wrist pins

Standard Part No.	Extreme Duty Part No.	Bore Size	Rod Length	Stroke	Compression Distance	Piston Wt / Gms	Premium Steel Top Rings
-6.00cc DISH (10.0:1)							
595700C-8	595700CE-8	3.662"	5.933"	3.650"	1.165"	TBA	46762ST-8
595705C-8	595705CE-8	3.667"	5.933"	3.650"	1.165"	TBA	46767ST-8
595710C-8	595710CE-8	3.672"	5.933"	3.650"	1.165"	TBA	46772ST-8
595738C-8	595738CE-8	3.700"	5.933"	3.650"	1.165"	TBA	46771ST-8
+1.00cc DOME (11.0:1)							
595800C-8	595800CE-8	3.662"	5.933"	3.650"	1.165"	TBA	46762ST-8
595805C-8	595805CE-8	3.667"	5.933"	3.650"	1.165"	TBA	46767ST-8
595810C-8	595810CE-8	3.672"	5.933"	3.650"	1.165"	TBA	46772ST-8
595838C-8	595838CE-8	3.700"	5.933"	3.650"	1.165"	TBA	46771ST-8
+6.75cc DOME (12.0:1)							
595900C-8*	595900CE-8*	3.662"	5.933"	3.650"	1.165"	404	46762ST-8
595905C-8*	595905CE-8*	3.667"	5.933"	3.650"	1.165"	406	46767ST-8
595910C-8*	595910CE-8*	3.672"	5.933"	3.650"	1.165"	408	46772ST-8
595938C-8*	595938CE-8*	3.700"	5.933"	3.650"	1.165"	413	46771ST-8

*Designed for OEM valve sizes and mild camshafts.

Note: These blocks feature a spray bore lining. Blocks must be sleeved for oversized bore pistons.

The root diameter of the ring grooves accommodates Manley rings and others which have the following radial thickness

Top: .141" 2nd: .143" Oil: .145"

Common Features

Crown Thickness: .200"
 Top Ring: 1.2mm, .225" down
 Second Ring: 1.2mm
 Oil Ring: 3mm
 Max. Valve Sizes: 35.0mm Int./Exh. (5957/5958 Series)
 34.0mm Int./Exh. (5959 Series)
 Round Wire Locks: P/N 42270 - .061" wide

Pin Included: Standard Series: Premium Chrome Moly P/N 42207
 (2.500" x .150" wall, 22mm/.886" dia., 106 grams)
 Extreme Duty Series: 9310 Alloy P/N 42507
 (2.500" x .210" wall, 22mm/.866" dia., 138 grams)
 Recommended Piston Clearance: .0030" measured .850" from the bottom of the oil ring

PISTONS, RINGS, & PINS

Note: New part numbers are **BOLD & ITALICIZED**

PLATINUM SERIES PISTONS

Ford 5.4L SOHC/DOHC 2, 3 & 4 Valve (1991-up)

Stock 4.165" Stroke Pistons

- ▶ 2618 high strength material lightweight design
- ▶ 1.2mm offset wrist pin design for quiet start-ups. Mimics OEM design
- ▶ Round wire locks
- ▶ Perfect ring groove to skirt squareness
- ▶ Pressure balance groove
- ▶ 1.5, 1.5, 3.0mm ring package
- ▶ 2.500" x .150" wall Premium Chrome Moly pin (Standard Series) included
- ▶ 9310 alloy .210" wall pin (Extreme Duty Series) included P/N 42507
- ▶ Full banded skirt design for increased skirt stability



Standard Part No.	Extreme Duty Part No.	Bore Size	Rod Length	Stroke	Comp Distance	Piston Wt / Gm	Piston Ring Sets		
							Ductile Iron Top Rings	Premium Steel Top Rings	Gapless® Top Rings
FLAT TOP									
594000C-8	594000CE-8	3.552"	6.657"	4.165"	1.220"	335	46600-8	46600ST-8	46600GT-8
594020C-8	594020CE-8	3.572"	6.657"	4.165"	1.220"	345	46620-8	46620ST-8	46620GT-8
594030C-8	594030CE-8	3.582"	6.657"	4.165"	1.220"	350	46630-8	46630ST-8	46630GT-8
594070C-8	594070CE-8	3.700"	6.657"	4.165"	1.220"	388	46670-8	46670ST-8	46670GT-8
-11cc DISH									
594100C-8	594100CE-8	3.552"	6.657"	4.165"	1.220"	350	46600-8	46600ST-8	46600GT-8
594120C-8	594120CE-8	3.572"	6.657"	4.165"	1.220"	355	46620-8	46620ST-8	46620GT-8
594130C-8	594130CE-8	3.582"	6.657"	4.165"	1.220"	362	46630-8	46630ST-8	46630GT-8
594170C-8	594170CE-8	3.700"	6.657"	4.165"	1.220"	401	46670-8	46670ST-8	46670GT-8
-18cc SPHERICAL DISH									
594200C-8	594200CE-8	3.552"	6.657"	4.165"	1.220"	384	46600-8	46600ST-8	46600GT-8
594220C-8	594220CE-8	3.572"	6.657"	4.165"	1.220"	390	46620-8	46620ST-8	46620GT-8
594230C-8	594230CE-8	3.582"	6.657"	4.165"	1.220"	393	46630-8	46630ST-8	46630GT-8
594270C-8	594270CE-8	3.700"	6.657"	4.165"	1.220"	431	46670-8	46670ST-8	46670GT-8
-23cc DISH									
594400C-8	594400CE-8	3.552"	6.657"	4.165"	1.220"	351	46600-8	46600ST-8	46600GT-8
594420C-8	594420CE-8	3.572"	6.657"	4.165"	1.220"	359	46620-8	46620ST-8	46620GT-8
594430C-8	594430CE-8	3.582"	6.657"	4.165"	1.220"	363	46630-8	46630ST-8	46630GT-8
594470C-8	594470CE-8	3.700"	6.657"	4.165"	1.220"	401	46670-8	46670ST-8	46670GT-8

The root diameter of the ring grooves accommodates Manley rings and others which have the following radial thickness

Top: .156" 2nd: .152" Oil: .145"

Common Features

Crown Thickness: .185"
 Top Ring: 1.5mm, .220" down
 Second Ring: 1.5mm
 Oil Ring: 3mm
 Round Wire Locks: P/N 42270 - .061" wide

Pin Included: Standard Series: Premium Chrome Moly P/N 42207 (2.500" x .150" wall, 22mm/.866" dia., 106 grams)
 Extreme Duty Series: 9310 Alloy P/N 42507 (2.500" x .210" wall, 22mm/.866" dia., 138 grams)

Recommended Piston Clearance: .003" measured .850" from bottom of the oil ring

Ford 5.4L 2V, 3V & 4V Compression Ratio Charts

Bore	Stroke	42cc	51cc	52cc	Bore	Stroke	42cc	51cc	52cc
FLAT TOP					-18cc SPHERICAL DISH				
3.552	4.165	11.01	9.83	9.72	3.552	4.165	8.91	8.15	8.08
3.572	4.165	11.09	9.91	9.79	3.572	4.165	8.97	8.22	8.14
3.582	4.165	11.13	9.95	9.83	3.582	4.165	9.01	8.25	8.17
3.700	4.165	11.56	10.35	10.23	3.700	4.165	9.39	8.61	8.53
-11cc DISH					-23cc DISH				
3.552	4.165	9.61	8.72	8.64	3.552	4.165	8.47	7.79	7.73
3.572	4.165	9.68	8.79	8.70	3.572	4.165	8.53	7.85	7.79
3.582	4.165	9.72	8.83	8.74	3.582	4.165	8.57	7.89	7.82
3.700	4.165	10.15	9.23	9.14	3.700	4.165	8.93	8.23	8.16

Head Gasket Bore 3.620 (3.552-3.582)

Head Gasket Bore 3.700 (3.700)

Compressed Gasket Thickness .036

Deck Clearance .120

42cc Combustion Chamber is 99-up PI 2V

51cc Combustion Chamber is 91-98 2V & 04-up 3V

52cc Combustion Chamber is 93-up 4V

SEE PAGE 131 & 132 FOR CUSTOM PISTONS

Ford 5.4L SOHC/DOHC 2, 3 & 4 Valve (1991-up)

Turbo Tuff® Design Stock 4.165" Stroke Pistons

- ▶ 2618 high strength material lightweight design
- ▶ 1.2mm offset wrist pin design for quiet start-ups. Mimics OEM design
- ▶ Round wire locks
- ▶ Perfect ring groove to skirt squareness
- ▶ Pressure balance groove
- ▶ 1.5, 1.5, 3.0mm ring package
- ▶ Vertical Gas Ports designed for high HP Race Engines
- ▶ 9310 alloy .210" wall pin included P/N 42507



Standard Part No.	Bore Size	Rod Length	Stroke	Comp Distance	Piston Wt / Gm	Premium Steel Top Rings	Gapless® Top Rings
				-11cc DISH			
567000CE-8	3.552"	6.657"	4.165"	1.220"	363	46600ST-8	46600GT-8
567020CE-8	3.572"	6.657"	4.165"	1.220"	368	46620ST-8	46620GT-8
567030CE-8	3.582"	6.657"	4.165"	1.220"	372	46630ST-8	46630GT-8
567070CE-8	3.700"	6.657"	4.165"	1.220"	TBA	46670ST-8	46670GT-8

The root diameter of the ring grooves accommodates Manley rings and others which have the following radial thickness

Top: .156" 2nd: .152" Oil: .145"

Common Features

Crown Thickness: .250"
 Top Ring: 1.5mm, .270" down
 Second Ring: 1.5mm
 Oil Ring: 3mm
 Round Wire Locks: P/N 42270 - .061" wide

Pin Included: 9310 Alloy P/N 42507
 (2.500" x .210" wall, 22mm/.866" dia., 138 grams)

Recommended Piston Clearance: .0035" measured .850" from bottom of the oil ring

Ford 5.4L 2V, 3V & 4V Compression Ratio Chart

Bore	Stroke	42cc	51cc	52cc
3.552	4.165	9.61	8.72	8.64
3.572	4.165	9.68	8.79	8.70
3.582	4.165	9.72	8.83	8.74
3.700	4.165	10.15	9.23	9.14

Head Gasket Bore 3.620 (3.552-3.582)

Head Gasket Bore 3.700 (3.700)

Compressed Gasket Thickness .036

Deck Clearance .120

42cc Combustion Chamber is 99-up PI 2V

51cc Combustion Chamber is 91-98 2V & 04-up 3V

52cc Combustion Chamber is 93-up 4V

Ford 5.8L DOHC 4 Valve Shelby GT500 (2013-2014)

Stock 4.165" Stroke Pistons

- ▶ 2618 high strength material lightweight design
- ▶ 1.2mm offset wrist pin design for quiet start-ups. Mimics OEM design
- ▶ Round wire locks
- ▶ Perfect ring groove to skirt squareness
- ▶ Pressure balance groove
- ▶ 1.5, 1.5, 3.0mm ring package
- ▶ 2.500" x .150" wall Premium Chrome Moly pin (Standard Series) included
- ▶ 9310 alloy .210" wall pin (Extreme Duty Series) included P/N 42507
- ▶ Full banded skirt design for increased skirt stability



Standard Part No.	Extreme Duty Part No.	Bore Size	Rod Length	Stroke	Comp Distance	Piston Wt / Gm	Piston Ring Sets Premium Steel Top Rings
				-11cc DISH			
594600C-8	594600CE-8	3.681"	6.657"	4.165"	1.220"	395	46668ST-8

The root diameter of the ring grooves accommodates Manley rings and others which have the following radial thickness

Top: .150" 2nd: .156" Oil: .150"

Common Features

Crown Thickness: .200"
 Top Ring: 1.5mm, .225" down
 Second Ring: 1.5mm
 Oil Ring: 3mm
 Round Wire Locks: P/N 42270 - .061" wide

Pin Included: Standard Series: Premium Chrome Moly P/N 42207
 (2.500" x .150" wall, 22mm/.866" dia., 106 grams)
 Extreme Duty Series: 9310 Alloy P/N 42507
 (2.500" x .210" wall, 22mm/.866" dia., 138 grams)

Recommended Piston Clearance: .003" measured .850" from bottom of the oil ring

Ford 5.8L 4V Compression Ratio Chart

Bore	Stroke	53cc
3.681	-11cc DISH 4.165	9.30

Head Gasket Bore 3.700 (3.700)

Compressed Gasket Thickness .036

Deck Clearance .100

PLATINUM SERIES PISTONS

Ford "Raptor" 6.2L SOHC 2 Valve

Stock 3.740" Stroke Pistons

- ▶ 2618 high strength material; Lightweight design
- ▶ Offset wrist pin design for quiet start-ups
- ▶ Perfect ring groove to skirt squareness
- ▶ Pressure balance groove
- ▶ 1.5, 1.5, 3mm ring package
- ▶ Will accommodate +1mm valve sizes
- ▶ .200" deck thickness, .300" down top ring
- ▶ 2.300" length .150" Wall Premium Chrome Moly pin P/N 42442 included with round wire locks
- ▶ 9310 alloy pin upgrade is also available: P/N 42542 2.300" x .210" wall

Note: These pistons are designed for connecting rods with .927" diameter floating wrist pins



Part No.	Bore Size	Rod Length	Stroke	Compression Distance	Piston Wt / Gms	Piston & Pin Wt / Gms	— Piston Ring Sets —	
							Ductile Top Rings	Premium Steel Top Rings
-12cc DISH (9.0:1)								
598300C-8	4.0169"	6.200"	3.740"	1.315"	443	553	46111-8	46111ST-8
598305C-8	4.0200"	6.200"	3.740"	1.315"	445	555	46112-8	46112ST-8
+7.5cc DOME (11.0:1)								
598200C-8	4.0169"	6.200"	3.740"	1.315"	480	590	46111-8	46111ST-8
598205C-8	4.0200"	6.200"	3.740"	1.315"	482	592	46112-8	46112ST-8

The root diameter of the ring grooves accommodates Manley rings and others which have the following radial thickness

Top: .155" 2nd: .170" Oil: .145"

Common Features

Crown Thickness: .200"
 Top Ring: 1.5mm, .300" down
 Second Ring: 1.5mm
 Oil Ring: 3mm
 Max. Valve Sizes: 55.5mm Int., 44.5mm Exh.
 Round Wire Locks: P/N 42262 - .061" wide

Pin Included: Premium Chrome Moly P/N 42242 (2.300" x .150" wall, .927" dia., 110 grams)
 Recommended Piston Clearance: .0045" measured 1.100" from the bottom of the oil ring

Toyota 5.7L 3UR-FE (2007-Up)

Stock 4.016" Stroke Pistons

- ▶ 2618 high strength material
- ▶ Offset wrist pin for quiet start-ups
- ▶ Perfect ring groove to skirt squareness
- ▶ Pressure balance groove
- ▶ 1.2, 1.2, 3mm ring package
- ▶ .260" deck thickness, .350" down top ring
- ▶ 2.250" length .210" Wall Premium Chrome Moly pin (Standard Series) or 9310 alloy .210" wall pin (Extreme Duty Series) included
- ▶ Premium Steel top rings and round wire locks included
- ▶ Recommended piston clearance .0035" measured .850" from the bottom of the oil ring



Standard Part No.	Extreme Duty Part No.	Bore Size	Rod Length	Stroke	Compression Distance	Piston Wt / Gms	Piston & Pin Wt / Gms	Included Ring Set
648000C-8	648000CE-8	3.7005"	6.476"	-14cc DISH (12.5:1) 4.016"	1.328"	TBA	TBA	46940-8
648100C-8	648100CE-8	3.7005"	6.476"	-30cc DISH (10.0:1) 4.016"	1.328"	TBA	TBA	46940-8

Common Features

Crown Thickness: .260"
 Top Ring: 1.2mm, .350" down
 Second Ring: 1.2mm
 Oil Ring: 3.0mm
 Max. Valve Sizes: 39.0mm Int./Exh.
 Valve Notches: .235" Int./Exh.

Pin Included: Standard Series: Premium Chrome Moly P/N 42451 (.210" wall, 125 grams, 2.250" long, 22mm dia.)
 Extreme Duty Series: 9310 Alloy P/N 42551 (.210" wall, 117 grams, 2.250" long, 21mm dia.)
 Round Wire Locks: P/N 42270

Note: New part numbers are **BOLD & ITALICIZED**

SEE PAGE 131 & 132 FOR CUSTOM PISTONS

CUSTOM PLATINUM SERIES PISTONS

Platinum Pistons Incremental Sizes

Manley Performance will manufacture incremental bore sizes of any listed catalog piston with reasonably short lead times. The minimum quantity is one set.

The ordering process is as simple as 1 - 2 - 3 !

1. Select the catalog part number you wish manufactured with the singular exception of the final bore size.
2. Tell us the bore size of your block. We will manufacture the exact piston number you have selected with proper clearance for your stated block dimension.
3. You will be billed by our forging number, not the catalog part number with only a 10% increase in cost over the catalog part number.
4. Moly Skirt Coating is optional where available. Additional charge applies.
5. Chrome Moly pins included. Order upgraded pins separately if desired.

Custom Platinum Series Pistons

Manley Performance inventories the piston forgings listed below to manufacture custom pistons for original equipment engine producers, private label engine part suppliers and volume performance engine builders.

Custom Blank Billing Numbers

Part No.	Bore Range	Application	Type	Wrist Pin Length
581200-4 or 581200-6	80.5mm - 90mm	Ford, Honda/Acura, Hyundai, Mazda, Mitsubishi, Subaru, Toyota	Dish, Flat Top, Dome	2.250" - 2.500"
581700-4 or 581700-6	84mm - 90mm	Ford, Honda/Acura, Hyundai, Mazda, Mitsubishi, Subaru, Toyota	Dish, Flat Top, Dome	2.250" - 2.300"
588000SC-4 or 588000SC-6	87.5mm - 103mm	Ford, Nissan, Subaru	Dish, Flat Top, Dome	2.250" - 2.500"
582000-4 or 582000-6	87.5mm - 103mm	Nissan VR38DETT with .990" Wrist Pin Diam.	Dish, Flat Top, Dome	2.250" - 2.500"
581600-4	98.5mm - 104mm	Subaru	Dish, Flat Top	2.300" - 2.500"
581400SC-4 or 581400SC-6	98.5mm - 108mm	Subaru	Dish, Flat Top	2.250" - 2.500"
581800SC-4 or 581800SC-6	98.5mm - 108mm	Nissan, Subaru, Toyota	Dish, Flat Top	2.250" - 2.500"
582100SC-4	99mm - 104mm	Subaru	Dish, Flat Top	2.250" - 2.500"
488000-8	3.550" - 3.700"	Ford 4.6L, 5.0L, 5.4L and 5.8L	Dish, Flat Top	2.500"
588000-8	3.430" - 4.050"	Ford 4.6L, 5.0L, 5.4L and 5.8L	Dish, Flat Top, Dome	2.250" - 2.750"
581400-8	3.875" - 4.250"	Small Block Chevy LS and Chrysler Hemi 5.7L, 6.1L and 6.4L	Dish, Flat Top, Dome	2.250" - 2.950"
581800-8	3.875" - 4.250"	Small Block Chevy LS	Dish, Flat Top	2.250" - 2.500"
581000-8	4.000" - 4.155"	Small Block Chevy Early Model LT-1 / 2 and 4 Barrel Design	Dish, Flat Top	2.250" - 2.750"
586000-8	4.470" - 4.675"	Big Block Chevy	Dish, Flat Top, Dome	2.750" - 2.950"
581100-8	4.500" - 4.700"	Big Block Chevy High Comp.	Hollow Dome	2.750" - 2.950"



Optional Additional Cost Machining Operations

Part No.	Operation
04003-1	Fly Cut Shelf Stock Piston
04011-1	Internal Mill - Max. Lightening
04012-1	Gas Port - Vertical (Up to 12)
04013-1	Gas Port - Lateral (Up to 12)
04014-1	Anodize Top Ring Groove
04015-1	Ceramic Coat Top of Piston
04016-1	Moly Skirt Coating
04016-4	Moly Skirt Coating (4 cyl.)
04017-6	Moly Skirt Coating (6 cyl.)
04018-8	Moly Skirt Coating (8 cyl.)
04058	2 Week Rush Charge
04059	3 Week Rush Charge



Minimum Quantities For Custom Pistons

Minimum quantities depend on the variance from pistons we have previously produced, but in general, reasonably small numbers can be manufactured on a one time order basis. Please contact your Manley representative for more details.





Custom Piston Order Form

1960 Swarthmore Ave. Lakewood, NJ 08701

Phone (732) 905-3366 Fax (732) 905-3010

www.manleyperformance.com

CUSTOMER INFORMATION

Customer #: _____

Customer Name: _____

Date: _____

Purchase Order #: _____

Ship Via: _____

Quantity (pcs): _____

ENGINE/APPLICATION

Engine Make: _____ Model: _____

Cubic Inch/Liters: _____ No. of Cyl: _____

Application: Oval Drag Street

Induction: N/A Nitrous Blower/Turbo

Total Engine HP: _____ Max RPM: _____

Max Boost PSI: _____ Nitrous HP: _____

CUSTOM SPECIFICATION INFORMATION

Bore Size: _____ Comp. Hgt.: _____

Stroke: _____ Rod Length: _____

Rod Material: _____ P/E Width: _____

Rod Thickness Above Pin: _____

Deck Hgt.: _____ Deck Clearance: _____

Cyl. Bore Length: _____ Comp. Ratio: _____

Combustion Chamber Volume (cc): _____

Head Gasket - Thickness: _____ ID: _____

Piston Type: Flat Top Dish Dome

Dish/Dome Volume (cc): _____

Land Widths - 1st: _____ 2nd: _____ 3rd: _____

Purchasing Rings With Order: Yes No

Req. Axial Width - Top: _____ 2nd: _____ Oil: _____

Ring Type - Top: Moly AP Steel Gapless

2nd: Taper Face Napier Gapless

Oil (lbs.): _____

If not purchasing rings please provide:

Ring Axial Width - Top: _____ 2nd: _____ Oil: _____

Ring Radial Width - Top: _____ 2nd: _____ Oil: _____

Gas Ports: Yes No

If yes: Lateral Vertical No. of Gas Ports: _____

(Gas Ports are an additional charge)

Pins With Order: Yes No

(Chrome Moly Pins are included with pistons)

(9310 Material Pins are an additional charge)

Wrist Pin Material: Chrome Moly 9310

Pin Diameter: _____ Pin Length: _____

Wrist Pin Lock P/N: _____

(All locks ordered with pistons are NO CHARGE)

Number of Valves per Cylinder: _____

Valve Diam. - Int: _____ Exh: _____

Pocket Depth - Int: _____ Exh: _____

Pocket Angle - Int: _____ Exh: _____

Side Cut Style: Full Band Modified Full Band

Semi Band No Band

Crown Thickness Below Dish/Dome: _____

Skirt Wall Thickness: _____

Moly Skirt Coated: Yes No

(Additional Charge - Not Available on all Customs)

Ceramic Thermal Barrier Crown Coating

Yes No

(Additional Charge Applies)

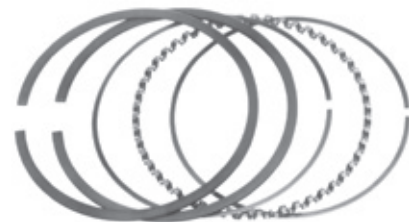
Top Ring Groove Anodizing: Yes No

(Additional Charge Applies)

Manley / Total Seal® Piston Rings

Manley Performance Products, Inc., proudly and exclusively, offers Total Seal® High Performance Piston Rings to compliment our line of Platinum Series Pistons.

Total Seal® is the leader in piston ring innovation and technology. Their quality control is unsurpassed. Total Seal® rings have superior sealing and produce maximum horsepower.



Manley stocks conventional style piston ring sets in both "Classic Race" and "AP Premium Steel top ring" versions. The Classic Race sets feature high performance ductile iron (with plasma moly in-lay) top rings, reverse twist cast iron taper face or Napier style second rings (where noted *) and 3 piece oil rings. The AP Premium Steel top ring sets incorporate Total Seal® unique and proprietary Advanced Profiling™ manufacturing capability. These Premium Steel top ring sets are ideal for high horsepower and forced induction/nitrous applications. Manley also offers Total Seal® famed Gapless® top ring packages for many of our piston applications.

All AP Premium Steel ring sets and Gapless® top ring sets utilize Napier style second rings standard.

Ductile Iron Part No.	Premium Steel Part No.	Gapless® Part No.	Bore Size	File Fit / Drop In	Ring Widths	Oil Ring Tension
5.3L CHEVROLET LS/L83						
46500-8	46500ST-8	-----	3.780" / 3.785"	File Fit	1.2mm x 1.2mm x 3mm	9-13 lbs.
46510-8	46510ST-8	-----	3.790"	File Fit	1.2mm x 1.2mm x 3mm	9-13 lbs.
46520-8	46520ST-8	-----	3.800"	File Fit	1.2mm x 1.2mm x 3mm	9-13 lbs.
3.905" CHEVROLET LS-1						
46107-8	46107ST-8	46107GT-8	3.905" / 3.910"	File Fit / Drop In	1.5mm x 1.5mm x 3mm	9-13 lbs.
4" CHEVROLET & 6.2L FORD RAPTOR						
46350-8	-----	46350GT-8	4.000"	File Fit	1/16" x 1/16" x 3/16"	18-22 lbs.
46352-8	-----	46352GT-8	4.020"	File Fit	1/16" x 1/16" x 3/16"	18-22 lbs.
46353-8	-----	46353GT-8	4.030"	File Fit	1/16" x 1/16" x 3/16"	18-22 lbs.
46355-8	-----	46355GT-8	4.035"	File Fit	1/16" x 1/16" x 3/16"	18-22 lbs.
46354-8	-----	46354GT-8	4.040" / 4.045"	File Fit / Drop In	1/16" x 1/16" x 3/16"	18-22 lbs.
46356-8	-----	46356GT-8	4.060"	File Fit	1/16" x 1/16" x 3/16"	18-22 lbs.
46110-8	46110ST-8	46110GT-8	4.001" / 4.005"	File Fit / Drop In	1.5mm x 1.5mm x 3mm	9-13 lbs.
46111-8	46111ST-8	46111GT-8	4.010" / 4.015"	File Fit / File Fit	1.5mm x 1.5mm x 3mm	9-13 lbs.
46112-8	46112ST-8	46112GT-8	4.020"	File Fit	1.5mm x 1.5mm x 3mm	9-13 lbs.
46113-8	46113ST-8	46113GT-8	4.030"	File Fit	1.5mm x 1.5mm x 3mm	9-13 lbs.
46115-8	46115ST-8	46115GT-8	4.035"	Drop In	1.5mm x 1.5mm x 3mm	9-13 lbs.
46114-8	46114ST-8	46114GT-8	4.040"	File Fit	1.5mm x 1.5mm x 3mm	9-13 lbs.
46116-8	46116ST-8	46116GT-8	4.060" / 4.065"	File Fit / Drop In	1.5mm x 1.5mm x 3mm	9-13 lbs.
46117-8	46117ST-8	46117GT-8	4.070" / 4.075"	File Fit / Drop In	1.5mm x 1.5mm x 3mm	9-13 lbs.
46118-8	46118ST-8	46118GT-8	4.080"	File Fit	1.5mm x 1.5mm x 3mm	9-13 lbs.
46123-8*	46123ST-8	-----	4.030"	File Fit	1.5mm x 1.5mm x 3mm	12-16 lbs.
46125-8*	46125ST-8	-----	4.035"	Drop In	1.5mm x 1.5mm x 3mm	12-16 lbs.
46124-8*	46124ST-8	-----	4.040"	File Fit	1.5mm x 1.5mm x 3mm	12-16 lbs.
46126-8*	46126ST-8	-----	4.060"	File Fit	1.5mm x 1.5mm x 3mm	12-16 lbs.
46213-8	-----	46213GT-8	4.030"	File Fit	.043" x .043" x 3mm	9-13 lbs.
46215-8	-----	46215GT-8	4.035"	Drop In	.043" x .043" x 3mm	9-13 lbs.
46214-8	-----	46214GT-8	4.040" / 4.045"	File Fit / Drop In	.043" x .043" x 3mm	9-13 lbs.
46216-8	-----	46216GT-8	4.060" / 4.065"	File Fit / Drop In	.043" x .043" x 3mm	9-13 lbs.
46223-8	46223ST-8	-----	4.030"	File Fit	.043" x .043" x 3mm	12-16 lbs.
46225-8	46225ST-8	-----	4.035"	Drop In	.043" x .043" x 3mm	12-16 lbs.
46224-8	46224ST-8	-----	4.040"	File Fit	.043" x .043" x 3mm	12-16 lbs.
46226-8	46226ST-8	-----	4.060" / 4.065"	File Fit / Drop In	.043" x .043" x 3mm	12-16 lbs.

* Napier style second ring

Total Seal® and Gapless® are registered trademarks of Total Seal, Inc.

Ring sets continued on next page

PISTON RINGS

Manley / Total Seal® Piston Rings

Ductile Iron Part No.	Premium Steel Part No.	Gapless® Part No.	Bore Size	File Fit / Drop In	Ring Widths	Oil Ring Tension
4" CHEVROLET LT1						
46016-8	46016ST-8	-----	4.065"	File Fit	1.2mm x 1.2mm x 3mm	9-13 lbs.
46017-8	46017ST-8	-----	4.070" / 4.075"	File Fit	1.2mm x 1.2mm x 3mm	9-13 lbs.
46018-8	46018ST-8	-----	4.080"	File Fit	1.2mm x 1.2mm x 3mm	9-13 lbs.
4 1/8" CHEVROLET						
46160-8	-----	46160GT-8	4.125"	File Fit	1/16" x 1/16" x 3/16"	18-22 lbs.
46163-8	-----	46163GT-8	4.155"	File Fit	1/16" x 1/16" x 3/16"	18-22 lbs.
46360-8	46360ST-8	46360GT-8	4.125"	File Fit	1.5mm x 1.5mm x 3mm	9-13 lbs.
46361-8	46361ST-8	46361GT-8	4.130"	File Fit	1.5mm x 1.5mm x 3mm	9-13 lbs.
46362-8	46362ST-8	46362GT-8	4.135"	File Fit	1.5mm x 1.5mm x 3mm	9-13 lbs.
46363-8	46363ST-8	46363GT-8	4.155"	File Fit	1.5mm x 1.5mm x 3mm	9-13 lbs.
46364-8	46364ST-8	46364GT-8	4.165"	File Fit	1.5mm x 1.5mm x 3mm	9-13 lbs.
46366-8	46366ST-8	46366GT-8	4.185"	File Fit	1.5mm x 1.5mm x 3mm	9-13 lbs.
46260-8	-----	46260GT-8	4.125"	File Fit	.043" x .043" x 3mm	9-13 lbs.
46263-8	-----	46263GT-8	4.155"	File Fit	.043" x .043" x 3mm	9-13 lbs.
4 1/8" CHEVROLET LT1						
46060-8	46060ST-8	-----	4.125"	File Fit	1.2mm x 1.2mm x 3mm	9-13 lbs.
46061-8	46061ST-8	-----	4.130"	File Fit	1.2mm x 1.2mm x 3mm	9-13 lbs.
46062-8	46062ST-8	-----	4.135"	File Fit	1.2mm x 1.2mm x 3mm	9-13 lbs.
4.500" CHEVROLET						
46450-8	-----	46450GT-8	4.500"	File Fit	1/16" x 1/16" x 3/16"	21-25 lbs.
46453-8	-----	46453GT-8	4.530"	File Fit	1/16" x 1/16" x 3/16"	21-25 lbs.
46456-8	-----	46456GT-8	4.560"	File Fit	1/16" x 1/16" x 3/16"	21-25 lbs.
46458-8	-----	46458GT-8	4.600"	File Fit	1/16" x 1/16" x 3/16"	21-25 lbs.
46461-8	-----	-----	4.610"	File Fit	1/16" x 1/16" x 3/16"	21-25 lbs.
46459-8	-----	46459GT-8	4.625"	File Fit	1/16" x 1/16" x 3/16"	21-25 lbs.
46550-8	46550ST-8	46550GT-8	4.500"	File Fit	.043" x .043" x 3/16"	16-20 lbs.
-----	46553ST-8	46553GT-8	4.530"	File Fit	.043" x .043" x 3/16"	16-20 lbs.
46556-8	46556ST-8	46556GT-8	4.560"	File Fit	.043" x .043" x 3/16"	16-20 lbs.
46558-8	46558ST-8	46558GT-8	4.600"	File Fit	.043" x .043" x 3/16"	16-20 lbs.
46561-8	-----	-----	4.610"	File Fit	.043" x .043" x 3/16"	16-20 lbs.
46559-8	46559ST-8	46559GT-8	4.625"	File Fit	.043" x .043" x 3/16"	16-20 lbs.
5.7L CHRYSLER HEMI						
46120-8	46120ST-8	46120GT-8	99.5mm / 3.917"	File Fit	1.5mm x 1.5mm x 3mm	12-16 lbs.
46121-8	46121ST-8	46121GT-8	99.6mm / 3.922"	Drop In	1.5mm x 1.5mm x 3mm	12-16 lbs.
46122-8	46122ST-8	46122GT-8	100.0mm / 3.937"	File Fit	1.5mm x 1.5mm x 3mm	12-16 lbs.
6.1L CHRYSLER HEMI						
46116-8	46116ST-8	46116GT-8	4.060" / 4.065"	File Fit / Drop In	1.5mm x 1.5mm x 3mm	9-13 lbs.
46118-8	46118ST-8	46118GT-8	4.080"	File Fit	1.5mm x 1.5mm x 3mm	9-13 lbs.
6.2L CHRYSLER HEMI						
-----	46132ST-8	-----	4.090"	File Fit	1.2mm x 1.2mm x 2.5mm	8-12 lbs.
-----	46133ST-8	-----	4.095"	File Fit	1.2mm x 1.2mm x 2.5mm	8-12 lbs.
-----	46134ST-8	-----	4.100"	File Fit	1.2mm x 1.2mm x 2.5mm	8-12 lbs.
6.4L CHRYSLER HEMI						
-----	46129ST-8	-----	4.090"	File Fit	1.5mm x 1.5mm x 3mm	12-16 lbs.
-----	46130ST-8	-----	4.095"	File Fit	1.5mm x 1.5mm x 3mm	12-16 lbs.
-----	46131ST-8	-----	4.100"	File Fit	1.5mm x 1.5mm x 3mm	12-16 lbs.

PISTONS, RINGS, & PINS

Manley / Total Seal® Piston Rings

Ductile Iron Part No.	Premium Steel Part No.	Gapless® Part No.	Bore Size	File Fit / Drop In	Ring Widths	Oil Ring Tension
2.3L FORD ECOBOOST						
-----	46875-4	-----	87.5mm	File Fit	1.2mm x 1.2mm x 2.8mm	7-11 lbs.
-----	46876-4	-----	87.6mm	File Fit	1.2mm x 1.2mm x 2.8mm	7-11 lbs.
-----	46880-4	-----	88.0mm	File Fit	1.2mm x 1.2mm x 2.8mm	7-11 lbs.
3.5L FORD ECOBOOST						
-----	46642ST-6	-----	3.642"	File Fit	1.2mm x 1.2mm x 2.5mm	9-13 lbs.
-----	46652ST-6	-----	3.652"	File Fit	1.2mm x 1.2mm x 2.5mm	9-13 lbs.
-----	46662ST-6	-----	3.662"	File Fit	1.2mm x 1.2mm x 2.5mm	9-13 lbs.
3.7L FORD CYCLONE						
-----	46760ST-6	-----	3.760"	File Fit	1.2mm x 1.5mm x 2.5mm	12-16 lbs.
-----	46770ST-6	-----	3.770"	File Fit	1.2mm x 1.5mm x 2.5mm	12-16 lbs.
-----	46780ST-6	-----	3.780"	File Fit	1.2mm x 1.5mm x 2.5mm	12-16 lbs.
4.6L & 5.4L FORD						
46600-8	46600ST-8	46600GT-8	3.552"	File Fit	1.5mm x 1.5mm x 3mm	9-13 lbs.
-----	46605ST-8	46605GT-8	3.557"	File Fit	1.5mm x 1.5mm x 3mm	9-13 lbs.
46620-8	46620ST-8	46620GT-8	3.572"	File Fit	1.5mm x 1.5mm x 3mm	9-13 lbs.
46630-8	46630ST-8	46630GT-8	3.582"	File Fit	1.5mm x 1.5mm x 3mm	9-13 lbs.
46670-8	46670ST-8	46670GT-8	3.700"	File Fit	1.5mm x 1.5mm x 3mm	9-13 lbs.
5.0L FORD COYOTE GEN I/II						
-----	46700ST-8	-----	3.630"	File Fit	1.2mm x 1.2mm x 3mm	9-13 lbs.
-----	46710ST-8	-----	3.635" / 3.640"	File Fit / File Fit	1.2mm x 1.2mm x 3mm	9-13 lbs.
-----	46771ST-8	-----	3.700"	File Fit	1.2mm x 1.2mm x 3mm	9-13 lbs.
5.0L FORD COYOTE GEN III						
-----	46762ST-8	-----	3.662"	File Fit	1.2mm x 1.2mm x 3mm	9-13 lbs.
-----	46767ST-8	-----	3.667"	File Fit	1.2mm x 1.2mm x 3mm	9-13 lbs.
-----	46772ST-8	-----	3.672"	File Fit	1.2mm x 1.2mm x 3mm	9-13 lbs.
-----	46771ST-8	-----	3.700"	File Fit	1.2mm x 1.2mm x 3mm	9-13 lbs.
5.8L FORD GT500						
-----	46668ST-8	-----	3.681"	File Fit	1.5mm x 1.5mm x 3mm	9-13 lbs.
TOYOTA 5.7L 3UR-FE						
-----	46940-8	-----	94.0mm	File Fit	1.2mm x 1.2mm x 3mm	9-13 lbs.

PISTONS, RINGS, & PINS

Groove Lock Spacers

Should your custom Platinum Piston requirements necessitate the wrist pin hole break into the oil ring groove, we can widen the oil ring groove and incorporate a groove lock spacer in one of the following sizes listed below. Manley radial tension design ("RTD") groove lock spacers have replaced the old-school, dimpled style pieces. Our pistons requiring G/L spacers are manufactured with a "receiver groove" within the oil ring groove where the RTD G/L spacers snap into place. The radial tension prevents rotation.

Part No.	Quantity	Bore Size	Oil Ring Width	Gram Weight Per Spacer	Part No.	Quantity	Bore Size	Oil Ring Width	Gram Weight Per Spacer
462458-4	4 pcs.	85mm to 85.5mm	2.8mm	5.4	462482-8	8 pcs.	4.030" to 4.060"	3/16"	9.3
462459-4	4 pcs.	86mm to 86.75mm	2.8mm	5.5	462484-8	8 pcs.	4.060" to 4.080"	3mm	7.4
462460-4	4 pcs.	87mm	2.8mm	5.2	462490-8	8 pcs.	4.090" to 4.100"	3mm	7.4
462248-8	8 pcs.	3.760" to 3.800"	3mm	6.9	462485-8	8 pcs.	4.125" to 4.155"	3mm	7.6
461874-6	6 pcs.	98mm	3mm	7.1	462509-8	8 pcs.	4.125" to 4.155"	3/16"	9.5
461873-6	6 pcs.	99mm	3mm	7.1	462486-8	8 pcs.	4.165" to 4.185"	3mm	7.6
462481-8	8 pcs.	3.905" to 3.937"	3mm	7.1	462487-8	8 pcs.	4.500" to 4.530"	3/16"	10.4
461872-6	6 pcs.	100mm	3mm	6.0	462489-8	8 pcs.	4.560"	3/16"	10.7
462483-8	8 pcs.	4.001" to 4.040"	3mm	7.3	462488-8	8 pcs.	4.600" to 4.625"	3/16"	10.7

Note: New part numbers are **BOLD & ITALICIZED**

WRIST PIN & LOCKS

Wrist Pins

- ▶ Straight and taper wall construction
- ▶ Large O.D. chamfer pins requiring round wire locks
- ▶ Exacting size control and perfect concentricity
- ▶ Inside of each pin is totally free of tooling marks



Part No.	Quantity	Description	Diameter	Wall Type	Material	Length	Wall Thickness	Lock Rings	Wgt / Grams
42272-6	6 pcs.	Sport Compact	26mm/1.0236"	Straight	Premium Chrome Moly	2.300"	.200"	Tru Arc/Toyota Rnd Wire	152
42572-6	6 pcs.	Sport Compact	26mm/1.0236"	Straight	9310	2.300"	.250"	Tru Arc/Toyota Rnd Wire	178
42219-8	8 pcs.	BB Chevy	.990"	Straight	Premium Chrome Moly	2.930"	.150"	Spiral	147
42220-8	8 pcs.	BB Chevy	.990"	Straight	Premium Chrome Moly	2.930"	.180"	Spiral	170
42201-8	8 pcs.	BB Chevy	.990"	Straight	Premium Chrome Moly	2.930"	.150"	Round Wire	146
42202-8	8 pcs.	BB Chevy	.990"	Straight	Premium Chrome Moly	2.930"	.180"	Round Wire	169
42747-6	6 pcs.	Sport Compact	.990"	Taper	Turbo Tuff/DLC	2.500"	.200"-.250"	Round Wire	188
42241-8	8 pcs.	SB Chevy	.927"	Straight	Premium Chrome Moly	2.300"	.095"	Round Wire	72
42242-8	8 pcs.	SB Chevy/Hemi	.927"	Straight	Premium Chrome Moly	2.300"	.130"	Round Wire	95
42442-8	8 pcs.	SB Chevy/Hemi	.927"	Straight	Premium Chrome Moly	2.300"	.150"	Round Wire	110
42444-8	8 pcs.	SB Chevy/Hemi	.927"	Straight	Premium Chrome Moly	2.300"	.210"	Round Wire	139
42542-8	8 pcs.	SB Chevy/Hemi	.927"	Straight	9310	2.300"	.210"	Round Wire	139
42229-8	8 pcs.	SB Chevy	.927"	Straight	Standard	2.450"	.150"	Round Wire	117
42200-8	8 pcs.	SB Chevy	.927"	Straight	Premium Chrome Moly	2.500"	.125"	Spiral	100
42228-8	8 pcs.	SB Chevy	.927"	Straight	Premium Chrome Moly	2.500"	.125"	Round Wire	96
42428-8	8 pcs.	SB Chevy	.927"	Straight	Premium Chrome Moly	2.500"	.150"	Round Wire	118
42528-8	8 pcs.	SB Chevy	.927"	Straight	9310	2.500"	.210"	Round Wire	149
42210-8	8 pcs.	SB Chevy	.927"	Straight	Premium Chrome Moly	2.750"	.125"	Spiral	110
42231-8	8 pcs.	SB Chevy	.927"	Straight	Premium Chrome Moly	2.750"	.125"	Round Wire	109
42213-8	8 pcs.	SB Chevy	.927"	Straight	Premium Chrome Moly	2.950"	.125"	Spiral	117
42218-8	8 pcs.	SB Chevy LS	24mm / .945"	Straight	Premium Chrome Moly	2.300"	.120"	Round Wire	90
42647-4	4 pcs.	Sport Compact	23.05mm / .9075"	Straight	Premium Chrome Moly	2.500"	.210"	Tru Arc/Subaru Rnd Wire	147
42660-4	4 pcs.	Sport Compact	23.05mm / .9075"	Straight	9310	2.300"	.250"	Tru Arc/Subaru Rnd Wire	152
42346-4	4 pcs.	Sport Compact	23mm / .9055"	Straight	Premium Chrome Moly	2.500"	.180"	Tru Arc/Subaru Rnd Wire	132
42546-4	4 pcs.	Sport Compact	23mm / .9055"	Straight	9310	2.500"	.210"	Tru Arc/Subaru Rnd Wire	147
42646-6	6 pcs.	Sport Compact	23mm / .9055"	Straight	Premium Chrome Moly	2.500"	.210"	Tru Arc/Subaru Rnd Wire	147
42445-4	4 pcs.	Sport Compact	23mm / .9055"	Straight	Premium Chrome Moly	2.500"	.250"	Tru Arc/Subaru Rnd Wire	165
42547-4	4 pcs.	Sport Compact	23mm / .9055"	Straight	9310	2.500"	.250"	Tru Arc/Subaru Rnd Wire	165
42745-6	6 pcs.	Sport Compact	23mm / .9055"	Straight	Turbo Tuff/DLC	2.500"	.250"	Tru Arc/Subaru Rnd Wire	170
42746-6	6 pcs.	Sport Compact	23mm / .9055"	Straight	Turbo Tuff/DLC	2.500"	.300"	Tru Arc/Subaru Rnd Wire	188
42359-4	4 pcs.	Sport Compact	23mm / .9055"	Straight	Premium Chrome Moly	2.300"	.180"	Tru Arc/Subaru Rnd Wire	121
42459-6	6 pcs.	Sport Compact	23mm / .9055"	Straight	Premium Chrome Moly	2.300"	.210"	Tru Arc/Subaru Rnd Wire	135
42659-4	4 pcs.	Sport Compact	23mm / .9055"	Straight	9310	2.300"	.250"	Tru Arc/Subaru Rnd Wire	152
42353-4	4 pcs.	Sport Compact	23mm / .9055"	Straight	Premium Chrome Moly	2.250"	.180"	Round Wire	119
42553-4	4 pcs.	Sport Compact	23mm / .9055"	Straight	9310	2.250"	.210"	Round Wire	132

Part numbers 42207, 42507 and 42607 are also available for 4 cylinder applications by changing the part number from a (-6) to a (-4)

Part numbers 42646, 42745 and 42746 are also available for 4 cylinder applications by changing the part number from a (-6) to a (-4)

Part numbers 42251, 42551, 42552 and 42651 are also available for 6 cylinder applications by changing the part number from a (-4) to a (-6)

Part number 42532 is also available for 10 cylinder applications by changing the part number from a (-6) to a (-10)

Note: New part numbers are **BOLD & ITALICIZED**

Wrist Pins

- ▶ Straight and taper wall construction
- ▶ Large O.D. chamfer pins requiring round wire locks
- ▶ Exact size control and perfect concentricity
- ▶ Inside of each pin is totally free of tooling marks



Part No.	Quantity	Description	Diameter	Wall Type	Material	Length	Wall Thickness	Lock Rings	Wgt / Grams
42248-4	4 pcs.	Sport Compact	22.5mm / .8858"	Straight	Premium Chrome Moly	2.250"	.150"	Round Wire	100
42548-4	4 pcs.	Sport Compact	22.5mm / .8858"	Straight	9310	2.250"	.210"	Round Wire	128
42251-4	4 pcs.	Sport Compact	22mm / .866"	Straight	Premium Chrome Moly	2.250"	.150"	Round Wire	96
42451-4	4 pcs.	Sport Compact	22mm / .866"	Straight	Premium Chrome Moly	2.250"	.210"	Round Wire	125
42551-4	4 pcs.	Sport Compact	22mm / .866"	Straight	9310	2.250"	.210"	Round Wire	125
42552-4	4 pcs.	Sport Compact	22mm / .866"	Straight	9310	2.250"	.250"	Round Wire	139
42651-4	4 pcs.	Sport Compact	22mm / .866"	Straight	9310	2.250"	.300"	Round Wire	153
42230-8	8 pcs.	Ford 4.6, 5.4L	22mm / .866"	Straight	Premium Chrome Moly	2.500"	.150"	Spiral	107
42207-8	8 pcs.	Ford 4.6, 5.4L	22mm / .866"	Straight	Premium Chrome Moly	2.500"	.150"	Round Wire	106
42407-8	8 pcs.	Ford 4.6, 5.4L	22mm / .866"	Straight	Premium Chrome Moly	2.500"	.210"	Round Wire	138
42507-8	8 pcs.	Ford 4.6, 5.4L	22mm / .866"	Straight	9310	2.500"	.210"	Round Wire	138
42607-6	6 pcs.	Sport Compact	22mm / .866"	Straight	9310	2.500"	.300"	Round Wire	170
42243-4	4 pcs.	Sport Compact	21mm / .827"	Straight	Premium Chrome Moly	2.250"	.150"	Round Wire	91
42543-4	4 pcs.	Sport Compact	21mm / .827"	Straight	9310	2.250"	.210"	Round Wire	117
42232-6	6 pcs.	Sport Compact	20mm / .787"	Straight	Premium Chrome Moly	2.250"	.150"	Round Wire	87
42532-6	6 pcs.	Sport Compact	20mm / .787"	Straight	9310	2.250"	.210"	Round Wire	109

Part numbers 42207, 42507 and 42607 are also available for 4 cylinder applications by changing the part number from a (-6) to a (-4)

Part numbers 42646, 42745 and 42746 are also available for 4 cylinder applications by changing the part number from a (-6) to a (-4)

Part numbers 42251, 42551, 42552 and 42651 are also available for 6 cylinder applications by changing the part number from a (-4) to a (-6)

Part number 42407 is also available for 4 cylinder applications by changing the part number from a (-8) to a (-4)

Part number 42532 is also available for 10 cylinder applications by changing the part number from a (-6) to a (-10)

Wrist Pin Locks



Factory Style Subaru



Spiral



Round Wire

Part No.	Quantity	Type	Pin Diameter	Description	Weight / Grams Per Lock
42283-12	12 pcs.	.073" Round Wire	26mm / 1.0236"	Toyota Land Cruiser 1FZ-FE	1.5
42271-32	32 pcs.	.042" Spiral	.990"	Big Block Chevrolet	1.2
42245-16	16 pcs.	.061" Round Wire	.990"	Big Block Chevrolet	1.0
42262-16	16 pcs.	.061" Round Wire	.927"	SB Chevy, Chevy LS, Late Model Hemi	1.0
42212-8	8 pcs.	.054" Round Wire	23mm / .9055"	Factory Style Subaru	1.0
42270-16	16 pcs.	.061" Round Wire	21mm / .827", 22mm / .866"	Ford 4.6L / 5.4L, Sport Compact	0.8
42255-12	12 pcs.	.050" Round Wire	20mm / .7869"	Sport Compact	0.6

Part number 42270 is also available for 6 cylinder applications by changing the part number from a (-8) to a (-12)

Part number 42255 is also available for 10 cylinder applications by changing the part number from a (-12) to a (-20)

Note: New part numbers are **BOLD & ITALICIZED**