

PERFORMANCE
CLUTCH KITS

CLUTCH

FLYWHEELS &
ACCESSORIES



CATALOGUE



xclutchusa.com



XClutch produces industry leading performance clutch components and accessories for markets across the globe. As the performance division of Australian Clutch Services, XClutch has access to the latest technical equipment at ACS's head office in Wingfield, South Australia. Designing and developing performance clutch kits in-house, XClutch offers exceptional quality standards and provides a wide variety of performance solutions for hundreds of vehicles. Whether it is for a daily driven street vehicle or a purpose built track car, XClutch is your performance clutch and flywheel specialist.



Australian Clutch Services are an Australian owned and operated company, renowned for being the market leader in the supply of new clutch components and systems throughout Australia. Australian Clutch Services have been operating for over 25 years and are based in the industrial hub of Wingfield, South Australia. ACS have expanded to include a total of 8 warehouses, with 7 based in Australia and 1 servicing the European market from Poland. With a wide variety of brands, Australian Clutch Services can provide OE quality standard replacement clutch components for automotive, agricultural, industrial and marine equipment and vehicles as well as for performance applications and off-road vehicles.



Quality Commitment

XClutch's commitment to quality and technical knowledge ensures a well presented and quality finished product. Technical information is continually updated and managed by an online database. Every clutch is individually tested and catalogued, giving XClutch the edge in product knowledge.

Our mission is to provide the highest Quality, Innovation & Service to our customers in Australia and around the world

The following catalogue is a guide only. Whilst we try to ensure that all information is correct, XClutch does not guarantee that all information is up-to-date. This includes, but is not limited to, part numbers, flywheel weights, torque ratings and technical specifications. An online version of the catalogue can be found on www.xclutchusa.com which may provide a more up-to-date version of currently available information. For more information, please contact XClutch on +61 8 8300 5000 or sales@xclutchusa.com.au



INDEX

1	Brand overview	50	Motorsport clutch kits
2	Contact & social media	53 - 62	184mm Clutch listings & information
3	Race proven results	63 - 64	184mm Sprung Clutch listings & information
4	Research & development, SFI testing & approval	65 - 72	200mm Rigid clutch listings & information
5 - 6	Part number system	73 - 78	200mm Sprung clutch listings & information
7 - 8	Choosing your clutch kit	79 - 98	230mm Ceramic / Carbon Clutch listings & information
9 - 22	Complete vehicle listings	99 - 106	230mm Organic clutch listings & information
24	Performance upgrade kits		250mm Kits
25 - 32	Stage 1 Clutch kits	107 - 109	270mm Clutch listings & information
33 - 34	Stage 1X Clutch kits	110 - 114	Single plate performance upgrade flywheels
35 - 40	Stage 2 Clutch kits	115 - 116	Clutch actuation
41 - 45	Stage 2R Clutch kits	117 - 120	XClutch accessories
47 - 49	Stage 3 Clutch kits	121 - 122	XClutch bellhousings
		123 - 12	Custom work & gearbox drawings

CONTACT

PHONE



Australia: 1800-CLUTCH (258824)
International: +61 8 8300 5000

EMAIL



sales@xclutchusa.com.au
sales@australianclutch.com.au

WEB



xclutchusa.com.au

FAX



Sales: +61 8 8300 5050
Admin: +61 8 8300 5055

HEAD OFFICE & MAIL



1 Hakkinen Road
Wingfield 5013
South Australia

SOCIAL MEDIA

For live and up to date news on our latest products, sponsored-drivers and event updates, please "like" the XClutch Facebook Page, and subscribe to our exclusive YouTube Channel.




facebook.com/xclutchperformance/



XClutch has a long history supplying performance clutch kits and accessories to some of Australia's and Europe's top drift, time attack, circuit and rally teams. With an unwavering attention to quality and performance, XClutch performance kits are trusted by teams and drivers around the world.

RESEARCH & DEVELOPMENT

PRODUCT TESTING



XClutch has a range of testing equipment used to assist in building and checking the operation of products, including an in-house comprehensive testing machine, which analyses clamp load/ bearing load and pressure plate lift.

COMPUTER AIDED DESIGN



Our engineering team design, modify and check components for their structural integrity and fitment specifications using the latest Computer Aided Design (CAD) software.

R&D Area



Our unique in-house R&D department and testing facilities include a large fleet of test vehicles, as well as a fitted out mechanical workshop area. XClutch is able to utilise these facilities to ensure that the final product performs exceptionally and complies with strict quality standards.

BALANCING



With state of the art workshop facilities, the XClutch onsite balancing machines allow for modified and custom-built set-ups to be balanced. This process ensures the installation process is easy for the customer with the clutch and flywheel supplied in a ready-to-fit condition.

SFI TESTING & APPROVAL

SFI testing is performed by the non-profit SFI Foundation Inc. based in California. This organisation issues and administers standards for performance and motorsport equipment.

XClutch performance flywheels are certified for the following SFI categories:

- SFI Spec 1.1 Replacement Flywheels and Clutch Assemblies
- SFI Spec 1.5 Multiple Disc Clutch Assemblies for Supercharged, Nitrous Oxide-injected and Turbocharged Vehicles



PERFORMANCE UPGRADE KITS

K NI 24 5 01 -1 A

CLUTCH KIT

MANUFACTURER CODE
(see below)

OUTSIDE DIAMETER CODE (CM)

SERIES CODE
 0 = STANDARD KIT
 4 = KIT INC CSC
 5 = KIT INC FLYWHEEL
 6 = KIT INC FLYWHEEL & CSC

SEQUENCE NUMBER

Plate Qty	Number of Clutch Plates
-1	Single Plate
-2	Twin Plate
-3	Triple Plate

Type of Kit	Description
A	Sprung Organic
B	Sprung Ceramic
C	Cushioned Ceramic
E	Rigid Solid Ceramic

Type of Kit	Description
G	Rigid Solid Organic
P	Rigid Carbon Blade
R	Ceramic Race Single
T	Steel Backed Facing



MOTORSPORT KITS

K NI 185 26 -2 E

CLUTCH KIT

MANUFACTURER CODE

SERIES CODE
 185mm
 200mm
 230mm
 250mm
 270mm

SEQUENCE NUMBER

Plate Qty	Number of Clutch Plates
-1	Single Plate
-2	Twin Plate
-3	Triple Plate

Type of Kit	Description
A	Sprung Organic
B	Sprung Ceramic
C	Cushioned Ceramic
E	Rigid Solid Ceramic

Type of Kit	Description
G	Rigid Solid Organic
P	Rigid Carbon Blade
R	Ceramic Race Single
T	Steel Backed Facing



MANUFACTURER CODES

Code	Manufacturer
BM	BMW
GM	Chevrolet / Holden / Vauxhall
CY	Chrysler
FD	Ford
HN	Honda
MZ	Mazda
MC	Mini
MI	Mitsubishi
NI	Nissan
PU	Peugeot
SU	Subaru
SZ	Suzuki
TY	Toyota
VW	Volkswagen

TORQUE RATINGS

The torque capacities listed in the catalogue are intended as a guide only and represent engine torque. XClutch recommends discussing your clutch options with an authorised distributor to ensure that the clutch is most suitable for the vehicle performance, driving style and application.

PERFORMANCE UPGRADE KITS

The performance upgrade range provides a variety of kits for both street and track applications.

Stage 1 Performance Clutch Kits

Sprung Organic - 1A

Ideal for street use in vehicles with minor engine modifications



Rigid Solid Organic - 1G

With a rigid centre version of the organic disc, these kits are ideal for street use and light track use.



Steel Backed Organic - 1T

Steel backed discs allow for an even higher burst strength, perfect for street cars occasionally used on the track.



Stage 1X - Extra Heavy Duty Sprung Organic - 1AX

An increased clamp load over stage 1 kits, recommended for street and light track use in higher powered vehicles



Stage 2 Performance Clutch Kits & Stage 3 Performance Clutch Kits

Stage 2 - Cushioned Ceramic - 1C

Cushioned ceramic friction disc, recommended for higher horsepower street or track vehicles.



Stage 2 - Sprung Ceramic - 1B

Sprung ceramic friction disc for a great balance between heat capacity and driveability in street and track applications.



Stage 2R - Extra Heavy Duty Sprung Ceramic - 1R

Racing ceramic clutch with higher clamp load designed for track use.



Stage 3 - Carbon Race - 1P

For high horsepower and racing applications where optimal heat capacity is required.



MOTORSPORT KITS

184mm Motorsport Kits

Designed for high powered circuit, time attack or gymkhana applications, the XClutch 184mm Race Clutch offers quick shift times and a lightweight construction.



The XClutch 200mm Rigid Race Clutch is designed for motorsport applications including drifting, circuit racing, rally and hillclimbing.

200mm Motorsport Kits

200mm Sprung Motorsport Kits

The XClutch 200mm Sprung Race Clutch is designed for street and track use offering exceptional performance in a variety of applications.



230mm Motorsport Kits



The XClutch 230mm Race Clutch is available with either ceramic or carbon friction materials, making these kits ideal for high horsepower and motorsport applications where a high heat capacity is required.

230mm & 250mm Organic Motorsport Kits

The XClutch 230mm & 250mm twin plate organic clutch kit offers high torque capacity whilst retaining driveability on the street.



270mm Motorsport Kits



The XClutch 270mm organic twin plate clutch is designed for high horsepower street and track vehicles.

PERFORMANCE CLUTCH KIT APPLICATIONS

COMPLETE VEHICLE LISTINGS

Vehicle	Model	Engine	Stage 1 Sprung Organic	Stage 1 Steel Backed Organic	Stage 1 Extra HD Sprung Organic	Stage 1 Rigid Organic	Stage2 Cushioned Ceramic	Stage 2 Sprung Ceramic	Stage 2 Extra HD Sprung Ceramic	Stage 3 Carbon Race	184mm Ceramic				200mm Ceramic			230mm Twin-Plate		230mm Organic Twin Plate	250mm Organic Twin Plate		270mm Organic Twin Plate		
											Single	Twin	Twin Sprung	Triple	Single	Twin Rigid	Twin Sprung	Ceramic	Carbon Blade		Twin Plate	Twin Plate Xhd			
Acura																									
RSX		K20													KHN18523-2E	KHN18523-2B		KHN20523-1E							
Audi																									
S3		4.2L FSI V8																	KAU20520-2E						
TT															KAU18520-2E										
BMW																									
135i, 335i	E82-88, E90, E91, E92, E93 (8-Bolt Crank)	3.0L (N54B30)																	KBM20521-2E		KBM23594-2E	KBM23594-2P	KBM23594-2G		
318iS, Ti	E36	1.8L (M42B18), 1.9L (M44B19)					KBM23540-1C																		
320i, 325i incl. Ci, Ti	E46	2.2L (M54B22), 2.5L (M54B25)																	KBM20533-2E						
335i	E90, E91, E92, E93 (6-Bolt Crank) 1/09-	3.0L (N54B30A)																	KBM20524-2E						
M3	E90, E92, E93	4.0L V8 (S65B40A)													KBM18531-2E				KBM20522-2E						
M3	E30	2.3L (S14B23), 2.5L (S14B25)	KBM23011-1A				KBM23011-1C	KBM23011-1B											KBM20531-2E	KBM205 31-2B					
M3	E36	3.0L (S50B30), 3.2L (S50B32)	KBM24508-1A					KBM24508-1B							KBM18530-2E				KBM20530-2E	KBM20530-2B	KBM23589-2E	KBM23589-2P	KBM23589-2G		
M3	E46	3.2L (S54B32)	KBM24596-1A					KBM24596-1B							KBM18532-2E				KBM20523-2E		KBM23550-2E	KBM23550-2P	KBM23550-2G		
Z3	E36	3.2L (S50B32)	KBM24508-1A					KBM24508-1B							KBM18530-2E				KBM20530-2E	KBM20530-2B	KBM23589-2E	KBM23589-2P	KBM23589-2G		
Z4	E89 (6-Bolt Crank)	3.0L (N54B30)																	KBM20524-2E						
Chevrolet																									
Camaro	Z28, Z28 SS, 5.7L V8 (98-02) 4th Gen.	LS1	KGM30601-1A												KGM18630-2E	KGM18630-3E					KGM23630-2E	KGM23630-2P		KGM27630-2G	
			KGM28691-1A				KGM28691-1C	KGM28691-1B	KGM28691-1R																
	SS, 6.2L V8 (10-14) 5th Gen.	LS3	KGM30602-1A													KGM18631-2E	KGM18631-3E					KGM23631-2E	KGM23631-2P		KGM27631-2G
			KGM28692-1A				KGM28692-1C	KGM28692-1B																	
Corvette	C4, 5.7L V8 (85-91)	L98	KCR28011-1A																						
	C5, 5.7L V8 (97-04)	LS1	KCR30601-1A													KGM18630-2E	KGM18630-3E					KGM23630-2E	KGM23630-2P		KGM27630-2G
			KGM28691-1A				KGM28691-1C	KGM28691-1B	KGM28691-1R																
	C6, 6.0L V8 (04-07)	LS2																				KGM23683-2E			
C6 incl. models LT, Grand-sport 6.2L V8 (09-)	LS3																				KGM23683-2E				
Chrysler																									
Valiant	Charger R/T	215, 245, 265	KCY25502-1A				KCY25502-1C	KCY25502-1B	KCY25502-1R																
			KCY25590-1A				KCY25590-1C	KCY25590-1B	KCY25590-1R																
			KCY25503WC-1A				KCY25503WC-1C	KCY25503WC-1B	KCY25503WC-1R																
Citroen																									
Xsara	99-12/00	1.6L (TU5JP)	KCT20003-1A																						
	8/98-6/00	1.8L (XU7JP)	KCT20002-1A																						
Ford																									
Falcon	EF/EL/AU 6CYL, XR6	4.0L	KFD26001-1A			KFD26001-1AX		KFD26001-1C	KFD26001-1B	KFD26001-1R															
	EF/EL/AU 8CYL, XR8	5.0L	KFD27001-1A					KFD27001-1C	KFD27001-1B	KFD27001-1R												KFD23547-2E			
	BA/BF XR6 Turbo	Barra 4.0L	KFD27404-1A					KFD27404-1C	KFD27404-1B	KFD27404-1R													KFD23660-2E	KFD23660-2P	KFD27631-2G
			KFD27604-1A				KFD27604-1C	KFD27604-1B	KFD27604-1R																
			KFD28680-1A				KFD28680-1C	KFD28680-1B	KFD27680-1R																
	BA/BF XR8	BOSS 5.4L	KFD28620-1A				KFD28620-1C	KFD28620-1B	KFD28620-1R							KFD18645-2E						KFD23645-2E	KFD23645-2P	KFD23645-2G	KFD27630-2G
	FG 6cyl	Barra 4.0L	KFD27698-1A					KFD27698-1C	KFD27698-1B	KFD27698-1R															
KFD28481-1A																							KFD23670-2E	KFD23670-2P	KFD27633-2G
FG XR6 Turbo	Barra 4.0L	KFD28681-1A					KFD28681-1C	KFD28681-1B																	
		KFD28482-1A																							
FG XR8	BOSS 5.4L	KFD28682-1A				KFD28682-1C	KFD28682-1B								KFD18650-2E	KFD18650-3E					KFD23650-2E	KFD23650-2P	KFD23650-2G	KFD27632-2G	
Fiesta	ST	1.6L				KFD24639-1G																			

PERFORMANCE CLUTCH KIT APPLICATIONS

COMPLETE VEHICLE LISTINGS

Vehicle	Model	Engine	Stage 1 Sprung Organic	Stage 1 Steel Backed Organic	Stage 1 Extra HD Sprung Organic	Stage 1 Rigid Organic	Stage2 Cushioned Ceramic	Stage 2 Sprung Ceramic	Stage 2 Extra HD Sprung Ceramic	Stage 3 Carbon Race	184mm Ceramic				200mm Ceramic			230mm Twin-Plate		230mm Organic Twin Plate	250mm Organic Twin Plate		270mm Organic Twin Plate						
											Single	Twin	Twin Sprung	Triple	Single	Twin Rigid	Twin Sprung	Ceramic	Carbon Blade		Twin Plate	Twin Plate Xhd							
Ford																													
Focus	ST	ECOBOOST 2.0L	KFD24640-1A				KFD24640-1G			KFD24640-1R	KFD24640-1P									KFD23659-2E	KFD23659-2P	KFD23659-2G							
	ST TURBO	B5254T 2.5L	KFD24637-1A				KFD24637-1G			KFD24637-1R	KFD24637-1P																		
	XR5	B5254T 2.5L	KFD24637-1A				KFD24637-1G			KFD24637-1R	KFD24637-1P																		
	RS (9/10-6/12)	B5254T 2.5L	KFD24637-1A				KFD24637-1G			KFD24637-1R	KFD24637-1P										KFD23648-2E	KFD23648-2P	KFD23648-2G						
	RS (2016-)	ECOBOOST 2.3L	KFD24640-1A				KFD24640-1G			KFD24640-1R	KFD24640-1P										KFD23659-2E	KFD23659-2P	KFD23659-2G						
Mustang SN-95 (Fourth Gen.)	GT, SVT Cobra, Petrol V8 (96-01)	Modular 4.6L	KFD28015-1A				KFD28015-1C	KFD28015-1B	KFD28015-1R																				
	GT, Petrol V8 w/TR3650 Transmission (05-09)	Modular 4.6L	KFD28421-1A																										
	Shelby GT500, Petrol V8 Supercharged w/TR6060 Transmission (06-09)	Modular 5.4L																			KFD23681-2E			KFD25630-2A	KFD25630-2AX	KFD27695-2G			
	Shelby GT500, Petrol V8 Supercharged w/TR6060 Transmission (10-12)	Modular 5.4L																											
	GT, Petrol V8 w/MT82 Transmission (10-14)	Coyote 5.0L																			KFD23655-2E	KFD23655-2P	KFD23655-2G			KFD27655-2G			
Mustang S-197 (Fifth Gen.)	Boss 302, Petrol V8 w/TR6060 Transmission (11-14)	Coyote 5.0L																			KFD23681-2E			KFD25630-2A	KFD25630-2AX	KFD27695-2G			
	Shelby GT500, Petrol V8 Supercharged w/TR606 Transmission (13-14)	Modular 5.8L																											
	Mustang S550 (Sixth Gen.)	ECOBOOST, Turbo Petrol (8/14-)	ECOBOOST 2.3L	KFD24682-1A						KFD24682-1R	KFD24682-1P										KFD23697-2E	KFD23697-2P	KFD23697-2G						
	GT, Petrol V8 w/MT82 Transmission (8/14-)	Coyote 5.0L																			KFD23655-2E	KFD23655-2P	KFD23655-2G			KFD27655-2G			
	FPV																												
F6, Typhoon, Tornado	BA XR6T (10/04-9/05)	Barra 4.0L	KFD27680-1A				KFD27680-1C			KFD27680-1R											KFD23660-2E	KFD23660-2P				KFD27631-2G			
GT, GT-P Pursuit, Super Pursuit	BA XR8 / BOSS 290 (3/03-9/05)	BOSS 5.4L	KFD28620-1A				KFD28620-1C	KFD28620-1B	KFD28620-1R					KFD18645-2E							KFD23645-2E	KFD23645-2P	KFD23645-2G			KFD27630-2G			
F6, Force 6, Typhoon, Tornado	BF XR6T (10/05-5/08)	Barra 4.0L	KFD27680-1A				KFD27680-1C			KFD27680-1R											KFD23660-2E	KFD23660-2P				KFD27631-2G			
GT-P, Pursuit, Super Pursuit	BF XR8 / BOSS 290/302 (10/05-5/08)	BOSS 5.4L	KFD28620-1A				KFD28620-1C	KFD28620-1B	KFD28620-1R					KFD18645-2E							KFD23645-2E	KFD23645-2P	KFD23645-2G			KFD27630-2G			
F6, F6-E	FG XR6T (6/08-)	Barra 4.0L	KFD28681-1A					KFD28681-1B	KFD28681-1R												KFD23670-2E	KFD23670-2P				KFD27633-2G			
GS, GT, GT-F 351, GT-E, GT-P	FG XR8 / BOSS 315/335 (10/10-)	BOSS 5.0L Super-charged																			KFD23681-2E			KFD25630-2A	KFD25630-2AX	KFD27695-2G			
GS, GT, GT-E, GT-P, Pursuit, Super Pursuit	FG XR8 / BOSS 302/315 (6/08-9/10)	BOSS 5.4L	KFD28682-1A				KFD28682-1C	KFD28682-1B						KFD18650-2E	KFD18650-3E						KFD23650-2E	KFD23650-2P				KFD27632-2G			
Holden																													
Commodore	VS S2-VY S3	3.8L / Ecotec	KGM24520-1A				KGM24520-1C	KGM24520-1B	KGM24520-1R																				
	VZ-VE	Alloytech 3.6L	KGM26630-1A				KGM26630-1C	KGM26630-1B	KGM26630-1R																				
	VT S2-VZ V8 incl. Berlina, SS, SS-Z, SV8 (6/99-1/07)	LS1 (GENIII)		KGM30601-1A											KGM18630-2E	KGM18630-3E					KGM23630-2E	KGM23630-2P				KGM27630-2G			
				KGM28691-1A																									
	VE S1 incl. Berlina, SS, SS-V (8/06-8/10)	LS2 / LS3 (L98)		KGM30602-1A											KGM18631-2E	KGM18631-3E					KGM23631-2E	KGM23631-2P			KGM25620-2A	KGM25620-2AX	KGM27631-2G		
				KGM29692-1A																									
				KGM28692-1A																									
	VE S2 (6/09-8/10)	LS3 (L98)		KGM30602-1A																									
				KGM29692-1A																									
				KGM28692-1A																									
	VE S2 incl. Berlina, SS, SS-V, Sportswagon (9/10-12/11)	LS3 (L77)		KGM29693-1A						KGM29693-1B																			
	VE incl. Berlina, SS, SS-V, Sportswagon (1/12-4/13)	LS3 (L77)		KGM29694-1A																		KGM23632-2E	KGM23632-2P			KGM27632-2G			
VF incl. SS, SS-V, Sportswagon (5/13-)	LS3 (L77)		KGM29694-1A																		KGM23632-2E	KGM23632-2P			KGM27632-2G				

PERFORMANCE CLUTCH KIT APPLICATIONS

COMPLETE VEHICLE LISTINGS

Vehicle	Model	Engine	Stage 1 Sprung Organic	Stage 1 Steel Backed Organic	Stage 1 Extra HD Sprung Organic	Stage 1 Rigid Organic	Stage2 Cushioned Ceramic	Stage 2 Sprung Ceramic	Stage 2 Extra HD Sprung Ceramic	Stage 3 Carbon Race	184mm Ceramic				200mm Ceramic			230mm Twin-Plate		230mm Organic Twin Plate	250mm Organic Twin Plate		270mm Organic Twin Plate			
											Single	Twin	Twin Sprung	Triple	Single	Twin Rigid	Twin Sprung	Ceramic	Carbon Blade		Twin Plate	Twin Plate Xhd				
Honda																										
Civic	EK4/9 VTiR, SiR, Si, Type R	B16A/B	KHN22007-1A	KHN22007-1T			KHN22007-1C	KHN22007-1B	KHN22007-1R	KHN22007-1P		KHN18522-1E	KHN18522-2E	KHN18522-2B		KHN20522-1E	KHN20522-2E	KHN20522-2B								
	EF9	B16A	KHN22003-1A				KHN22003-1C	KHN22003-1B	KHN22003-1R																	
	EP3	K20A	KHN22022-1A				KHN22022-1C	KHN22022-1B					KHN18523-2E	KHN18523-2B		KHN20523-1E										
	FB2, FD1, FK2 1.8L	R18Z															KHN20525-2E	KHN20525-2B								
	Type R, VTEC 2.0L Turbo Petrol (2016-)																									
CRX	FWD 1.6L (84-87)	D16A	KHN20003-1A					KHN20003-1B																		
			KHN20004-1A					KHN20004-1B				KHN18521-1E	KHN18521-2E	KHN18521-2B		KHN20521-1E										
Fit (Jazz)	GD3/GD8 1.5L (12/02-1/09)	L15A	KHN21506-1A					KHN21506-1B					KHN18526-2E			KHN20526-1E	KHN20526-2E									
	GK5 1.5L 7/14-	L15Z	KHN20009-1A				KHN20009-1C	KHN20009-1B				KHN18530-1E														
Integra	DC2, Type R	B18C	KHN22023-1A				KHN22023-1C	KHN22023-1B	KHN22023-1R	KHN22023-1P		KHN18522-1E	KHN18522-2E			KHN20522-1E	KHN20522-2E	KHN20522-2B								
	DC5, Type R, Type S, (6-Spd)	K20A	KHN22022-1A				KHN22022-1C	KHN22022-1B	KHN22022-1R																	
	DC5, (5-Spd)	K20A	KHN22025-1A				KHN22025-1C	KHN22025-1B																		
Prelude	4WS, Type S, SiR, Xi 2.2L (91-02)	H22A	KHN22009-1A	KHN22009-1T			KHN22009-1C	KHN22009-1B					KHN18524-2E			KHN20524-2E	KHN20524-2B									
S2000	AP1/2	F20C	KHN21005-1A				KHN21005-1C	KHN21005-1B					KHN18629-2E													
HSV																										
Clubsport / R8, Coupe, GTS, Maloo / R8, Senator	VT-VZ V8 (6/99-1/07)	LS1 (GENIII)	KGM30601-1A										KGM18630-2E		KGM18630-3E				KGM23630-2E	KGM23630-2P				KGM27630-2G		
			KGM30691-1A																							
			KGM28691-1A				KGM28691-1C	KGM28691-1B	KGM28691-1R																	
Clubsport R8, GTS, Maloo R8, Senator	VE V8 (8/06-3/08)	LS2 / LS3 (L98)	KGM30602-1A										KGM18631-2E		KGM18631-3E				KGM23631-2E	KGM23631-2P			KGM25620-2A	KGM27631-2G		
			KGM29692-1A				KGM29692-1C	KGM29692-1B																KGM25620-2AX		
			KGM28692-1A				KGM28692-1C	KGM28692-1B	KGM28692-1R																	
Clubsport R8, GTS, Maloo R8, Senator	VE V8 (4/08-2/10)	LS3 (L98)	KGM30602-1A										KGM18631-2E		KGM18631-3E				KGM23631-2E	KGM23631-2P			KGM25620-2A	KGM27631-2G		
			KGM29692-1A				KGM29692-1C	KGM29692-1B																KGM25620-2AX		
			KGM28692-1A				KGM28692-1C	KGM28692-1B	KGM28692-1R																	
W427	VE V8 (7/08-9/09)	LS7	KGM29693-1A										KGM18631-2E		KGM18631-3E				KGM23631-2E	KGM23631-2P			KGM25620-2A	KGM25620-2AX	KGM27631-2G	
Clubsport R8, GTS, Maloo GXP / R8, Senator	VE V8 (2/10-8/11)	LS3 (L98)	KGM29693-1A										KGM18631-2E		KGM18631-3E				KGM23631-2E	KGM23631-2P			KGM25620-2A	KGM25620-2AX	KGM27631-2G	
Clubsport GXP / R8, GTS, Maloo GXP / R8, Senator	VE V8 (9/11-5/13)	LS3 (L98)	KGM29694-1A																KGM23632-2E	KGM23632-2P					KGM27632-2G	
Clubsport / R8, GTS Maloo, Maloo R8, Senator	VF V8 (6/13-)	LS3 (L98)	KGM29694-1A																KGM23632-2E	KGM23632-2P					KGM27632-2G	
GTS, GTS Maloo	VF V8	LSA (Supercharged)																	KGM23633-2E	KGM23633-2P					KGM27634-2G	
Clubsport R8	VF V8 (11/15-)	LSA (Supercharged)																	KGM23633-2E	KGM23633-2P					KGM27634-2G	
Maloo R8	VF V8 (11/15-)	LSA (Supercharged)																	KGM23633-2E	KGM23633-2P					KGM27634-2G	
Hyundai																										
Genesis	2.0L Petrol Turbo (2010-)	G4KF											KHD18520-2E						KHD20620-2E	KHD20620-2B						
Veloster	1.6L Petrol FWD (2/12-)	G4FD	KHD22015-1A																KHD21620-2E							
Lexus																										
IS200	2.0L Petrol RWD GXE10R (3/99-10/05)	1GFE	KLX23591-1A																KLX20520-2E	KLX20520-2B						
	2.0L Petrol RWD SXE10R (98-04)	3SGE	KTY23593-1A				KTY23593-1C	KTY23593-1B																		

PERFORMANCE CLUTCH KIT APPLICATIONS

COMPLETE VEHICLE LISTINGS

Vehicle	Model	Engine	Stage 1 Sprung Organic	Stage 1 Steel Backed Organic	Stage 1 Extra HD Sprung Organic	Stage 1 Rigid Organic	Stage 2 Cushioned Ceramic	Stage 2 Sprung Ceramic	Stage 2 Extra HD Sprung Ceramic	Stage 3 Carbon Race	184mm Ceramic				200mm Ceramic			230mm Twin-Plate		230mm Organic Twin Plate	250mm Organic Twin Plate		270mm Organic Twin Plate
											Single	Twin	Twin Sprung	Triple	Single	Twin Rigid	Twin Sprung	Ceramic	Carbon Blade		Twin Plate	Twin Plate Xhd	
Mazda																							
MazdaSpeed 3	2.3L Turbo Petrol (7/07-1/14)	L3	KMZ25591-1A				KMZ25591-1C	KMZ25591-1B															
			KMZ25591-1AL																				
MazdaSpeed 6	2.3L Turbo Petrol (10/05-1/08)	L3	KMZ25591-1A				KMZ25591-1C	KMZ25591-1B															
			KMZ25591-1AL																				
626	FS 2.0L (92-02)	FS	KMZ23006-1A				KMZ23006-1C	KMZ23006-1B								KMZ20520-2E	KMZ20520-2B						
Familia	BF 1.6L Petrol Turbo 4WD	B6	KFD23003-1A				KFD23003-1C	KFD23003-1B															
	NA, NA8C	BP	KMZ22006-1A				KMZ22006-1C	KMZ22006-1B	KMZ22006-1R														
MX5	NB, NB8C, Petrol Turbo model incl.	BP, BPT	KMZ22015-1A				KMZ22015-1C	KMZ22015-1B	KMZ22015-1R				KMZ18523-2E										
	NC, NCEC	LFDE 2.0L	KMZ23017-1A				KMZ23017-1C	KMZ23017-1B					KMZ18525-2E		KMZ20525-2E	KMZ20525-2B							
	ND, Petrol 96kw model (8/15-)	PS14 1.5L																					
RX7	FC3S	13B-T	KMZ24004-1A				KMZ24004-1C	KMZ24004-1B	KMZ24004-1R	KMZ24004-1P						KMZ20526-2E	KMZ20526-2B						
	FD3S	13B	KMZ24002-1A				KMZ24002-1C	KMZ24002-1B	KMZ24002-1R	KMZ24002-1P			KMZ18680-2E			KMZ20680-2E	KMZ20680-2B						
RX8	SE3P	13B	KMZ24005-1A				KMZ24005-1C	KMZ24005-1B	KMZ24005-1R	KMZ24005-1P						KMZ20581-2E							
Mini																							
Cooper	Clubman, Cabrio, JCW, Petrol Turbocharged R55-59	1.6L (N14B6A)	KMC23540-1A				KMC23540-1C	KMC23540-1B															
Cooper S	Clubman, Cabrio, JCW, Petrol Turbocharged R55-57	1.6L (N14B6A)	KMC23540-1A				KMC23540-1C	KMC23540-1B															
Cooper S	Cabrio, JCW, Petrol Supercharged R52-53	1.6L (W11B16)	KMC22591-1A				KMC22591-1C	KMC22591-1B	KMC22591-1R							KMC20520-2E	KMC20520-2B						
Mitsubishi																							
Colt	Ralliart, Turbo 04-	4G15T	KMI22015-1A					KMI22015-1B	KMI22015-1R														
Eclipse (USA)	3.0L V6 model, 2001-05	6G72	KMI24003-1A				KMI24003-1C	KMI24003-1B	KMI24003-1R														
FTO	2.0L V6 model (10/94-8/01)	6A12	KMI23024-1A				KMI23024-1C	KMI23024-1B															
GTO	Twin Turbo 3.0L Petrol (10/90-8/01)	6G72T	KMI25003-1A				KMI25003-1C	KMI25003-1B	KMI25003-1R														
Lancer GSR	CC model	4G93T	KMI23020-1A				KMI23020-1C	KMI23020-1B	KMI23020-1R				KMI18526-1E	KMI18526-2E		KMI20521-1E	KMI20521-2E	KMI20521-2B					
Lancer EVO	EVO 1, 2, 3	4G63T (7 Bolt crank)	KMI23014-1A				KMI23014-1C	KMI23014-1B	KMI23014-1R	KMI23014-1P				KMI18524-2E									
	EVO 1, 2, 3	4G63T (6 Bolt crank)	KMI23014-1A				KMI23014-1C	KMI23014-1B	KMI23014-1R	KMI23014-1P				KMI18525-2E									
	EVO 4, 5, 6	4G63T	KMI23022-1A				KMI23022-1C	KMI23022-1B	KMI23022-1R					KMI18522-2E	KMI18522-2B	KMI18522-3E	KMI20522-2E	KMI20522-2B	KMI23522-2E	KMI23522-2P	KMI23522-2G		
			KMI24522-1A				KMI24522-1C	KMI24522-1B	KMI24522-1R	KMI24522-1P				KMI18622-2E			KMI20622-2E	KMI20622-2B					
	EVO 7, 8, 9		KMI24010-1A	KMI24010-1T			KMI24010-1C	KMI24010-1B	KMI24010-1R	KMI24010-1P				KMI18522-2E	KMI18522-2B	KMI18522-3E	KMI20522-2E	KMI20522-2B					
EVO X	4B11T	KMI24011-1A	KMI24011-1T			KMI24011-1C	KMI24011-1B	KMI24011-1R	KMI24011-1P				KMI18523-2E		KMI18523-3E	KMI20523-2E	KMI20523-2B	KMI23523-2E	KMI23523-2P	KMI23523-2G			
KMI18683-2E																KMI20683-2E	KMI20683-2B						
Nissan																							
180SX	180SX	SR20DET	KNI24003-1A		KNI24003-1AX		KNI24003-1C	KNI24003-1B	KNI24003-1R	KNI24003-1P				KNI18521-2E		KNI18521-3E		KNI20521-2E	KNI20521-2B	KNI23531-2E	KNI23531-2P	KNI23531-2G	
	180SX	CA18DET	KNI23009-1A				KNI23009-1C	KNI23009-1B	KNI23009-1R														
240Z / 260Z	L Series 1975- onwards	L24	KNI23005-1A				KNI23005-1C	KNI23005-1B						KNI18526-2E									
Cefiro	A31	RB20DET	KNI24007-1A				KNI24007-1C	KNI24007-1B	KNI24007-1R	KNI24007-1P				KNI18520-2E		KNI18520-3E		KNI20520-2E	KNI20520-2B	KNI23530-2E	KNI23530-2P	KNI23530-2G	
Fairlady / 300ZX	Z32 Twin Turbo	VG30DETT	KNI26002-1A				KNI26002-1C	KNI26002-1B	KNI26002-1R					KNI18528-2E	KNI18528-2B					KNI23538-2E		KNI23538-2G	
Juke	F15, 1.6L Turbo Petrol (11/10-)	MR16DDT	KNI24641-1A				KNI24641-1C	KNI24641-1B										KNI20632-2E					
Primera	P12 Non-Turbo Petrol	SR20VE	KNI23527-1A					KNI23527-1B															
Pulsar (FWD)	N14 2.0L, inc. SSS	SR20DE	KNI22002-1A				KNI22002-1C	KNI22002-1B	KNI22002-1R					KNI18524-2E				KNI20524-2E	KNI20524-2B				
	N15 2.0L, inc. SSS																						
	N16 1.8L	QG18DE																					
B17/C12, 1.6L Turbo Petrol (6/13-)	MR16DDT	KNI24641-1A				KNI24641-1C	KNI24641-1B											KNI20632-2E					

PERFORMANCE CLUTCH KIT APPLICATIONS

COMPLETE VEHICLE LISTINGS

Vehicle	Model	Engine	Stage 1 Sprung Organic	Stage 1 Steel Backed Organic	Stage 1 Extra HD Sprung Organic	Stage 1 Rigid Organic	Stage 2 Cushioned Ceramic	Stage 2 Sprung Ceramic	Stage 2 Extra HD Sprung Ceramic	Stage 3 Carbon Race	184mm Ceramic				200mm Ceramic			230mm Twin-Plate		230mm Organic Twin Plate	250mm Organic Twin Plate		270mm Organic Twin Plate		
											Single	Twin	Twin Sprung	Triple	Single	Twin Rigid	Twin Sprung	Ceramic	Carbon Blade		Twin Plate	Twin Plate Xhd			
Nissan																									
Pulsar GTIR	4WD, 2.0L Turbo Petrol	SR20DET	KNI24011-1A				KNI24011-1C	KNI24011-1B	KNI24011-1R								KNI20530-2B								
Silvia	S13	SR20DET	KNI24003-1A		KNI24003-1AX		KNI24003-1C	KNI24003-1B	KNI24003-1R	KNI24003-1P			KNI18521-2E	KNI18521-3E		KNI20521-2E	KNI20521-2B	KNI23531-2E	KNI23531-2P	KNI23531-2G					
	S13	CA18DET	KNI23009-1A				KNI23009-1C	KNI23009-1B	KNI23009-1R				KNI18525-2E												
Silvia / 200SX	S14	SR20DET	KNI24003-1A		KNI24003-1AX		KNI24003-1C	KNI24003-1B	KNI24003-1R	KNI24003-1P			KNI18521-2E	KNI18521-3E		KNI20521-2E	KNI20521-2B	KNI23531-2E	KNI23531-2P	KNI23531-2G					
	S15	SR20DET	KNI24540-1A		KNI24540-1AX		KNI24540-1C	KNI24540-1B	KNI24540-1R							KNI20522-2E	KNI20522-2B								
Skyline	R31	RB30DE/T	KNI24007-1A		KNI24001-1AX		KNI24007-1C	KNI24007-1B	KNI24007-1R	KNI24007-1P			KNI18520-2E	KNI18520-3E		KNI20520-2E	KNI20520-2B	KNI23530-2E	KNI23530-2P	KNI23530-2G					
	R32 GTS, GTS-T	RB20DET	KNI24007-1A		KNI24001-1AX		KNI24007-1C	KNI24007-1B	KNI24007-1R	KNI24007-1P			KNI18520-2E	KNI18520-3E		KNI20520-2E	KNI20520-2B	KNI23530-2E	KNI23530-2P	KNI23530-2G					
	R33 GTS-T	RB25DET	KNI24007-1A		KNI24001-1AX		KNI24007-1C	KNI24001-1B	KNI24007-1R	KNI24007-1P			KNI18520-2E	KNI18520-3E		KNI20520-2E	KNI20520-2B	KNI23530-2E	KNI23530-2P	KNI23530-2G					
	R34 GT-T (Pull-Type)	RB25DET	KNI25003-1A				KNI25003-1C	KNI25003-1B	KNI25003-1R	KNI25003-1P			KNI18526-2E			KNI20526-2E	KNI20526-2B	KNI23582-2E	KNI23582-2P	KNI23582-2G					
Skyline GTR	BNR32 GTR Early model (Push-Type)	RB26DETT	KNI24007-1A		KNI24001-1AX		KNI24007-1C	KNI24007-1B	KNI24007-1R	KNI24007-1P			KNI18520-2E	KNI18520-3E		KNI20520-2E	KNI20520-2B	KNI23530-2E	KNI23530-2P	KNI23530-2G					
	BNR32 GTR Late model (Pull-Type)	RB26DETT	KNI25003-1A				KNI25003-1C	KNI25003-1B	KNI25003-1R	KNI25003-1P			KNI18526-2E			KNI20526-2E	KNI20526-2B	KNI23582-2E	KNI23582-2P	KNI23582-2G					
	BCNR33 GTR	RB26DETT	KNI25003-1A				KNI25003-1C	KNI25003-1B	KNI25003-1R	KNI25003-1P			KNI18526-2E			KNI20526-2E	KNI20526-2B	KNI23582-2E	KNI23582-2P	KNI23582-2G					
	BNR34 GTR	RB26DETT	KNI25515-1A				KNI25515-1C	KNI25515-1B	KNI25515-1R									KNI23683-2E	KNI23683-2P	KNI23683-2G					
Stagea	C34	RB25DET	KNI25003-1A				KNI25003-1C	KNI25003-1B	KNI25003-1R	KNI25003-1P															
350Z	Z33 (1/02-3/07)	VQ35DE	KNI25525-1A				KNI25525-1C	KNI25525-1B	KNI25525-1R				KNI18523-2E	KNI18523-2B		KNI20523-2E	KNI20523-2B	KNI23543-3E	KNI23543-2P	KNI23543-2G					
	Z33 (4/07-4/09)	VQ35HR	KNI25688-1A										KNI18523-2EL			KNI20523-2EL	KNI20523-2BL								
370Z	Z34	VQ37VHR	KNI25688-1A				KNI25688-1C	KNI25688-1B										KNI23688-2E	KNI23688-2P						
Peugeot																									
205	1.6L 84-88	XU5J	KPU20002-1A					KPU20002-1B																	
	1.6L 88-94	XU5J	KPU20001-1A					KPU20001-1B																	
	1.9L Rallye / GTI / 1.6L GTI	XU5J	KPU20001-1A					KPU20001-1B																	
306	1.8L STYLE, XR/XT 7/97-10/00	XU7JP4	KCT20002-1A					KCT20002-1B																	
307	1.6L 12/01-04	TU5JP4	KCT20003-1A					KCT20003-1B																	
Porsche																									
911	3.0L Petrol RWD (1975-12/83)	930	KPR23010-1A																						
	3.2L Turbo Petrol RWD (11/77-12/85)	930	KPR24004-1A				KPR24004-1C	KPR24004-1B																	
930	Carrera, 3.0L Turbo Petrol RWD (11/75-1977)	930	KPR24003-1A				KPR24003-1C	KPR24003-1B																	
944	2.5L Turbo Petrol RWD (1/86-3/91)	M44.50/51						KPR24014-1B																	
Renault																									
Megane	RS 250 11/10-07/12	F4R.874	KRE24616-1A			KRE24616-1G			KRE24616-1R	KRE24616-1P															
	RS 265, Red Bull RB8 LE 8/12-7/15	F4R.874																							
	RS 275, Trophy, Cup Premium, Trophy-R 9/14-	F4RM																							
Skoda																									
Octavia RS	Eng Code. CCZA 2.0L Turbo Petrol 147KW (3/09-)	CCZA	KVW24696-1A						KVW24696-1R	KVW24696-1P							KAU20521-2E								
			KVW24697-1A					KVW24697-1B																	
Subaru																									
BRZ	Z1	FA20	KSU23012-1A				KSU23012-1C	KSU23012-1B	KSU23012-1R	KSU23012-1P			KSU18523-2E				KSU20526-2E	KSU20526-2B	KSU23540-2E		KSU23540-2G				
Impreza	WRX (5-Spd) GC8, GF8, GDA, GGA	EJ20T	KSU23006-1A		KSU23006-1AX		KSU23006-1C	KSU23006-1B	KSU23006-1R	KSU23006-1P			KSU18520-2E	KSU18520-2B		KSU20520-2E	KSU20520-2B								
	WRX STI (6-Spd) GDB, GGB, GRB, GVB	EJ20T / EJ25T	KSU24001-1A	KSU24001-1T	KSU24001-1AX		KSU24001-1C	KSU24001-1B	KSU24001-1R	KSU24001-1P			KSU18521-2E	KSU18521-2B		KSU20521-2E	KSU20521-2B	KSU23531-2E	KSU23531-2P	KSU23531-2G					
	WRX 2.5L (10/05-) GDA	EJ205	KSU23015-1A				KSU23015-1C	KSU23015-1B	KSU23015-1R	KSU23015-1P			KSU18526-2E			KSU20522-2E	KSU20522-2B								
	WRX 2.0L (3/14-) GK6, GK8	FB20	KSU23015-1A				KSU23015-1C	KSU23015-1B	KSU23015-1R	KSU23015-1P			KSU18526-2E			KSU20522-2E	KSU20522-2B								
Forester	SF5 / SG5 Petrol Turbo	EJ20T	KSU23006-1A		KSU23006-1AX		KSU23006-1C	KSU23006-1B	KSU23006-1R	KSU23006-1P			KSU18520-2E	KSU18520-2B		KSU20520-2E	KSU20520-2B								
	SG9, XT	EJ25T	KSU23015-1A				KSU23015-1C	KSU23015-1B	KSU23015-1R	KSU23015-1P			KSU18526-2E			KSU20522-2E	KSU20522-2B								



PERFORMANCE CLUTCH KIT APPLICATIONS

COMPLETE VEHICLE LISTINGS

Vehicle	Model	Engine	Stage 1 Sprung Organic	Stage 1 Steel Backed Organic	Stage 1 Extra HD Sprung Organic	Stage 1 Rigid Organic	Stage2 Cushioned Ceramic	Stage 2 Sprung Ceramic	Stage 2 Extra HD Sprung Ceramic	Stage 3 Carbon Race	184mm Ceramic				200mm Ceramic			230mm Twin-Plate		230mm Organic Twin Plate	250mm Organic Twin Plate		270mm Organic Twin Plate									
											Single	Twin	Twin Sprung	Triple	Single	Twin Rigid	Twin Sprung	Ceramic	Carbon Blade		Twin Plate	Twin Plate Xhd										
Subaru																																
Liberty (Legacy)	RS Turbo	EJ20G	KSU23006-1A		KSU23006-1AX		KSU23006-1C	KSU23006-1B	KSU23006-1R	KSU23006-1P		KSU18520-2E	KSU18520-2B			KSU20520-2E	KSU20520-2B															
	B4 Twin Turbo	EJ206 / EJ208	KSU23006-1A		KSU23006-1AX		KSU23006-1C	KSU23006-1B	KSU23006-1R	KSU23006-1P		KSU18520-2E	KSU18520-2B			KSU20520-2E	KSU20520-2B															
	GT Turbo	EJ20Y	KSU24530-1A																													
	GT, GT-B STI Turbo	EJ255	KSU23006-1A		KSU23006-1AX		KSU23006-1C	KSU23006-1B	KSU23006-1R	KSU23006-1P		KSU18520-2E	KSU18520-2B			KSU20520-2E	KSU20520-2B															
	3.0L	EZ30R	KSU24005-1A																													
Suzuki																																
Swift	Sport 1.6L (05-11)	M16A	KSZ20005-1A				KSZ20005-1C	KSZ20005-1B	KSZ20005-1R			KSZ18520-1E	KSZ18520-2E	KSZ18520-2B																		
	inc. Sport 1.5L (03-11)	M15A	KSZ19009-1A									KSZ18521-1E																				
	Sport 1.6L (12-)	M16A	KSZ20406-1A						KSZ20406-1R																							
SX4	1.6L (7/06-)	M16A	KSZ20409-1A					KSZ20409-1B																								
Toyota																																
86	GT, GTS	4UGSE	KSU23012-1A				KSU23012-1C	KSU23012-1B	KSU23012-1R	KSU23012-1P			KSU18523-2E				KSU20526-2E	KSU20526-2B	KSU23540-2E		KSU23540-2G											
Altezza	SXE10	3SGE	KTY23593-1A				KTY23593-1C	KTY23593-1B	KTY23593-1R																							
Avensis	CDT250, 2.0L Turbo Diesel FWD (01-06)	1CDFTV	KTY23535-1A																													
Chaser	JZX90, JZX100, JZX110 (Pull-Type)	1JZ-GTE	KTY24009-1A				KTY24009-1C	KTY24009-1B	KTY24009-1R	KTY24009-1P						KTY20530-2E	KTY20530-2B	KTY23680-2E	KTY23680-2P													
Cresta																																
Mark II																																
Soarer																																
Corolla / Sprinter	AE86 RWD	4A-GE	KTY22011-1A				KTY22011-1C	KTY22011-1B	KTY22011-1R			KTY18523-2E																				
Corolla	AE92 FWD 1/91-	4A-GE	KTY22004-1A	KTY22004-1T			KTY22004-1C	KTY22004-1B	KTY22004-1R																							
	AE101 / AE111 FWD	4A-GE	KTY22004-1A	KTY22004-1T			KTY22004-1C	KTY22004-1B	KTY22004-1R																							
	ZZE122 1.8L FWD	1ZZFE	KTY22004-1A	KTY22004-1T			KTY22004-1C	KTY22004-1B	KTY22004-1R			KTY18521-2E																				
	ZZE123, Sportivo 1.8L FWD	2ZZGE	KTY22014-1A				KTY22014-1C	KTY22014-1B	KTY22014-1R			KTY18522-2E																				
MR2	AW11	4A-GE	KTY22006-1A				KTY22006-1C	KTY22006-1B	KTY22006-1R																							
	SW20	3SGTE	KTY24006-1A				KTY24006-1C	KTY24006-1B	KTY24006-1R	KTY24006-1P		KTY18520-2E	KTY18520-2B		KTY20520-2E	KTY20520-2B																
Celica	GT4, ST185, ST205	3SGTE	KTY24006-1A				KTY24006-1C	KTY24006-1B	KTY24006-1R	KTY24006-1P		KTY18520-2E	KTY18520-2B		KTY20520-2E	KTY20520-2B																
	SX, ZR, 99-05 (6-Spd)	2ZZGE 1.8L 6 Speed	KTY22014-1A				KTY22014-1C	KTY22014-1B	KTY22014-1R																							
Supra	JZA70 (5-Spd)	1JZ-GTE	KTY24009-1A				KTY24009-1C	KTY24009-1B	KTY24009-1R	KTY24009-1P					KTY20530-2E	KTY20530-2B	KTY23597-2E	KTY23597-2P	KTY23597-2G													
	JZA80 Non-Turbo (5-Spd) Suit Pressed Metal Fork	2JZ-GE	KTY24007-1A				KTY24007-1C	KTY24007-1B	KTY24007-1R								KTY23680-2E	KTY23680-2P	KTY23680-2G													
	JZA80 Non-Turbo (5-Spd) Suit Cast Iron Fork		KTY24034-1A				KTY24034-1C	KTY24034-1B	KTY24034-1R											KTY23533-2E		KTY23533-2G										
	JZA80 Twin-Turbo (6-Spd)	2JZ-GTE	KTY25502-1A				KTY25502-1C	KTY25502-1B	KTY25502-1R						KTY20531-2E	KTY20531-2B	KTY23536-2E	KTY23536-2P	KTY23536-2G													
	MA70 Turbo (5-Spd)	7M-GTE	KTY24020-1A				KTY24020-1C	KTY24020-1B	KTY24020-1R						KTY20682-2E	KTY20682-2B	KTY23682-2E	KTY23682-2P	KTY23682-2G													
Vauxhall																																
Monaro	VXR -05	5.7L LS1	KGM30601-1A									KGM18630-2E		KGM18630-3E				KGM23630-2E	KGM23630-2P			KGM27630-2H										
	VXR8 -12/11	6.0L LS2	KGM28691-1A				KGM28691-1C	KGM28691-1B	KGM28691-1R																							
			KGM30602-1A										KGM18631-2E		KGM18631-3E				KGM23631-2E	KGM23631-2P		KGM27631-2H										
			KGM29692-1A					KGM29692-1B																								
VXR8 1/12-	6.2L LS3	KGM29694-1A				KGM28692-1C	KGM28692-1B	KGM28692-1R														KGM27632-2H										

Vehicle	Model	Engine	Stage 1 Sprung Organic	Stage 1 Steel Backed Organic	Stage 1 Extra HD Sprung Organic	Stage 1 Rigid Organic	Stage 2 Cushioned Ceramic	Stage 2 Sprung Ceramic	Stage 2 Extra HD Sprung Ceramic	Stage 3 Carbon Race	184mm Ceramic				200mm Ceramic			230mm Twin-Plate		230mm Organic Twin Plate	250mm Organic Twin Plate		270mm Organic Twin Plate
											Single	Twin	Twin Sprung	Triple	Single	Twin Rigid	Twin Sprung	Ceramic	Carbon Blade		Twin Plate	Twin Plate Xhd	
Volkswagen																							
Golf	MK V (Type 5) 77KW model (Eng Code. BKC, BXE, BLS)	1.9L 8V DOHC (Turbo Diesel)	KVW23520-1A																				
Golf GTI	MK V (Type 5) 147KW model (Eng code. AXX, BWA)	2.0L 16V DOHC (Turbo Petrol)	KVW24696-1A						KVW24696-1R	KVW24696-1P							KVW20520-2E						
			KVW24697-1A						KVW24697-1B														
Golf GTI	MK VI (Type 6) 155KW model (Eng code. CCZB)	2.0L 16V DOHC (Petrol)	KVW24698-1A						KVW24698-1R	KVW24698-1P							KVW20521-2E						
			KVW24699-1A						KVW24699-1B														
Golf R	MK VI (Type 6) 188KW model (Eng code. CDLC)	2.0L 16V DOHC (Turbo Petrol)	KVW24696-1A						KVW24696-1R	KVW24696-1P							KVW20520-2E						
			KVW24697-1A						KVW24697-1B														



If you don't see your vehicle listed or you have an enquiry relating to a listing in the catalogue, please call **+61 8 8300 5000** (international). You can also forward all enquiries to sales@xclutchusa.com.au Alternatively please visit www.xclutchusa.com for further information.



Performance Upgrade Kits



STAGE 1 CLUTCH KITS



Recommended for: Street Performance

Primarily designed for high performance road-going vehicles, XClutch Stage 1 clutch kits deliver substantial increases in performance and power holding capabilities whilst retaining ease of drivability. These kits include an organic friction disc with rigid or sprung options available.

Stage 1 Kit Options

Type of Kit	Description
-1A	Standard Organic
-1G	Rigid Solid Organic
-1T	Steel Backed Plate Organic

About -1T Kits

The 1T range of clutch kits offer organic friction material riveted directly to a steel backing plate, improving their overall burst strength in performance vehicles. The 1T range is ideal for performance vehicles that still require drivability on the street, but are often used for higher rpm launches where the clutch will be put to the ultimate test.

Vehicle	Model	Engine	Stage 1 Organic Sprung	Torque (Nm)	Stage 1 Steel Backed Plate Organic	Torque (Nm)	Stage 1 Rigid Solid Organic	Torque (Nm)	Special Notes
BMW									
M3	E30	2.3L (S14B23), 2.5L (S14B25)	KBM23011-1A	344					
	E36	3.0L (S50B30), 3.2L (S50B32)	KBM24508-1A	477					SMF Conversion Kit incl. C/moly F/W & CSC (Converts OE DMF Kit)
	E46	3.2L (S54B32)	KBM24596-1A	477					SMF Conversion Kit incl. C/moly F/W & CSC (Converts OE DMF Kit)
Z3	E36	3.2L (S50B32)	KBM24508-1A	477					SMF Conversion Kit incl. C/moly F/W & CSC (Converts OE DMF Kit)
Chevrolet									
Camaro	Z28, Z28 SS, 5.7L V8 (98-02) 4th Gen.	LS1	KGM30601-1A	833					Complete Kit incl. C/moly F/W, CSC & P/P Bolts
			KGM28691-1A	701					Complete Kit incl. C/moly F/W, CSC & P/P Bolts
	SS, 6.2L V8 (10-14) 5th Gen.	LS3	KGM30602-1A	833					Complete Kit incl. C/moly F/W, CSC & P/P Bolts
			KGM28692-1A	701					Complete Kit incl. C/moly F/W, CSC & P/P Bolts
Corvette	C4, 5.7L V8 (85-91)	L98	KCR28011-1A	701					Complete Kit incl. C/moly F/W, CSC & P/P Bolts
			KCR30601-1A	833					Complete Kit incl. C/moly F/W, CSC & P/P Bolts
	C5, 5.7L V8 (97-04)	LS1	KGM28691-1A	701					Complete Kit incl. C/moly F/W, CSC & P/P Bolts
Chrysler									
Valiant	Charger R/T	215, 245, 265	KCY25502-1A	522					Complete Kit incl. C/moly F/W & P/P Bolts
			KCY25590-1A	522					Complete Kit incl. C/moly F/W & P/P Bolts (Single Plate 10" Conversion Upgrade Kit to replace OE Twin Plate)
		318, 340, 360	KCY25503WC-1A	522					Complete Kit incl. C/moly F/W, P/P Bolts & Bearing Carrier (Single Plate 10" Conversion Upgrade Kit to replace OE Twin Plate)
Citroen									
Xsara	99-12/00	1.6L (TU5JP)	KCT20003-1A	293					
	8/98-6/00	1.8L (XU7JP)	KCT20002-1A	293					
Ford									
Falcon	EF/EL/AU 6CYL, XR6	4.0L	KFD26001-1A	431					
			KFD27001-1A	556					
	BA/BF XR6 Turbo	Barra 4.0L	KFD27404-1A	632					Kit incl. CSC
			KFD27604-1A	632					Complete Kit incl. C/moly F/W & CSC
			KFD28680-1A	676					Complete Kit incl. C/moly F/W & CSC
	BA/BF XR8	BOSS 5.4L	KFD28620-1A	703					Complete Kit incl. C/moly F/W & CSC
	FG 6cyl	Barra 4.0L	KFD27698-1A	632					Complete Kit incl. F/W, & CSC (Heavy Duty Non-SAC 270mm Clutch Kit)
			KFD28481-1A	705					Kit incl. C/moly F/W & CSC (Heavy Duty Non-SAC 280mm Clutch Kit, suits OE Flywheel)
			KFD28681-1A	705					Complete Kit incl. C/moly F/W & CSC (Heavy Duty Non-SAC 280mm Clutch Kit)
	FG XR8	BOSS 5.4L	KFD28482-1A	705					Kit incl. C/moly F/W & CSC (Heavy Duty Non-SAC 280mm Clutch Kit, suits OE Flywheel)
KFD28682-1A			705					Complete Kit incl. C/moly F/W & CSC (Heavy Duty Non-SAC 280mm Clutch Kit)	
Fiesta	ST	1.6L				KFD24639-1G	600	SMF Conversion Kit incl. C/moly F/W, CSC & P/P Bolts (Converts OE DMF Kit)	
Focus	ST	ECOBOOST 2.0L	KFD24640-1A	600			KFD24640-1G	600	SMF Conversion Kit incl. C/moly F/W, CSC & P/P Bolts (Converts OE DMF Kit)
	ST TURBO	B5254T 2.5L	KFD24637-1A	600			KFD24637-1G	600	SMF Conversion Kit incl. C/moly F/W, CSC & P/P Bolts (Converts OE DMF Kit)
	XR5	B5254T 2.5L	KFD24637-1A	600			KFD24637-1G	600	SMF Conversion Kit incl. C/moly F/W, CSC & P/P Bolts (Converts OE DMF Kit)
	RS (9/10-6/12)	B5254T 2.5L	KFD24637-1A	600			KFD24637-1G	600	SMF Conversion Kit incl. C/moly F/W, CSC & P/P Bolts (Converts OE DMF Kit)

Vehicle	Model	Engine	Stage 1 Organic Sprung	Torque (Nm)	Stage 1 Steel Backed Plate Organic	Torque (Nm)	Stage 1 Rigid Solid Organic	Torque (Nm)	Special Notes
Ford									
Focus	RS (2016-)	ECOBOOST 2.3L	KFD24640-1A	600			KFD24640-1G	600	SMF Conversion Kit incl. C/moly F/W, CSC & P/P Bolts (Converts OE DMF Kit)
Mustang SN-95 (4th Gen.)	GT, SVT Cobra, Petrol V8 (96-01)	Modular 4.6L	KFD28015-1A	700					
Mustang S-197 (5th Gen.)	GT, Petrol V8 w/TR3650 Transmission (05-09)	Modular 4.6L	KFD28421-1A	700					Kit incl. CSC
Mustang S550 (6th Gen.)	ECOBOOST, Turbo Petrol (8/14-)	ECOBOOST 2.3L	KFD24682-1A	600					SMF Conversion Kit incl. C/moly F/W, CSC & P/P Bolts (Converts OE DMF Kit)
FPV									
F6, Typhoon, Tornado	BA XR6T (10/04-9/05)	Barra 4.0L	KFD27680-1A	632					Complete Kit incl. C/moly F/W & CSC
GT, GT-P, Pursuit, Super Pursuit	BA XR8 / BOSS 290 (3/03-9/05)	BOSS 5.4L	KFD28620-1A	703					Complete Kit incl. C/moly F/W & CSC
F6, Force 6, Typhoon, Tornado	BF XR6T (10/05-5/08)	Barra 4.0L	KFD27680-1A	632					Complete Kit incl. C/moly F/W & CSC
GT-P, Pursuit, Super Pursuit	BF XR8 / BOSS 290/302 (10/05-5/08)	BOSS 5.4L	KFD28620-1A	703					Complete Kit incl. C/moly F/W & CSC
F6, F6-E	FG XR6T (6/08-)	Barra 4.0L	KFD28681-1A	703					Complete Kit incl. C/moly F/W & CSC (280mm Upgrade Clutch Kit)
GS, GT, GT-E, GT-P, Pursuit, Super Pursuit	FG XR8 / BOSS 302/315 (6/08-9/10)	BOSS 5.4L	KFD28682-1A	703					Complete Kit incl. C/moly F/W & CSC
Holden									
	VS S2-VY S3	3.8L / Ecotec	KGM24520-1A	334					SMF Conversion Kit incl. C/moly F/W, P/P & F/W Bolts (Converts OE DMF Kit)
	VZ-VE	Alloytech 3.6L	KGM26630-1A	485					SMF Conversion Kit incl. C/moly F/W, P/P & F/W Bolts (Converts OE DMF Kit)
	VT S2-VZ V8 incl. Berlina, SS, SS-Z, SV8 (6/99-1/07)	LS1 (GENIII)	KGM30601-1A	833					Complete Kit incl. C/moly F/W, CSC & P/P Bolts
			KGM28691-1A	701					Complete Kit incl. C/moly F/W, CSC & P/P Bolts (Heavy Duty Non-SAC 280mm Clutch Kit)
	VE S1 incl. Berlina, SS, SS-V (8/06-8/10)	LS2 / LS3 (L98)	KGM30602-1A	833					Complete Kit incl. C/moly F/W, CSC & P/P Bolts
			KGM29692-1A	874					Complete Kit incl. C/moly F/W, CSC & P/P Bolts (Heavy Duty Non-SAC 290mm Clutch Kit)
			KGM28692-1A	700					Complete Kit incl. C/moly F/W, CSC & P/P Bolts (Heavy Duty Non-SAC 280mm Clutch Kit)
Commodore	VE S2 (6/09-8/10)	LS3 (L98)	KGM30602-1A	833					Complete Kit incl. C/moly F/W, CSC & P/P Bolts
			KGM29692-1A	874					Complete Kit incl. C/moly F/W, CSC & P/P Bolts (Heavy Duty Non-SAC 290mm Clutch Kit)
			KGM28692-1A	700					Complete Kit incl. C/moly F/W, CSC & P/P Bolts (Heavy Duty Non-SAC 280mm Clutch Kit)
	VE S2 incl. Berlina, SS, SS-V, Sportswagon (9/10-12/11)	LS3 (L77)	KGM29693-1A	985					Complete Kit incl. C/moly F/W, CSC & P/P Bolts (Heavy Duty Non-SAC 290mm Clutch Kit)
	VE incl. Berlina, SS, SS-V, Sportswagon (1/12-4/13)	LS3 (L77)	KGM29694-1A	985					SMF Conversion Kit incl. C/moly F/W, CSC, P/P & F/W Bolts (Converts OE DMF Kit)
	VF incl. SS, SS-V, Sportswagon (5/13-)	LS3 (L77)	KGM29694-1A	985					SMF Conversion Kit incl. C/moly F/W, CSC, P/P & F/W Bolts (Converts OE DMF Kit)
Honda									
	EK4/9 VTiR, SiR, Si, Type R	B16A/B	KHN22007-1A	306	KHN22007-1T	306			
	EF9	B16A	KHN22003-1A	306					
Civic	EP3	K20A	KHN22022-1A	355					
	Type R, VTEC 2.0L Turbo Petrol (2016-)								*Coming soon
CRX	FWD 1.6L (84-87)	D16A	KHN20003-1A	215					21 Spline Plate
			KHN20004-1A	215					20 Spline Plate
Fit (Jazz)	GD3/GD8 1.5L (12/02-1/09)	L15A	KHN21506-1A	267					Complete Kit incl. C/moly F/W (212mm Upgrade)
	GK5 1.5L 7/14-	L15Z	KHN20009-1A	220					

Vehicle	Model	Engine	Stage 1 Organic Sprung	Torque (Nm)	Stage 1 Steel Backed Plate Organic	Torque (Nm)	Stage 1 Rigid Solid Organic	Torque (Nm)	Special Notes
Honda									
	DC2, Type R	B18C	KHN22023-1A	306					
Integra	DC5, Type R, Type S, (6-Spd)	K20A	KHN22022-1A	335					
	DC5, (5-Spd)	K20A	KHN22025-1A						
Prelude	4WS, Type S, SiR, Xi 2.2L (91-02)	H22A	KHN22009-1A	300	KHN22009-1T	300			
S2000	AP1/2	F20C	KHN21005-1A	472					
HSV									
Clubsport/R8 Coupe, GTS, Maloo/R8, Senator	VT-VZ V8 (6/99-1/07)	LS1 (GENIII)	KGM30601-1A	833					Complete Kit incl. C/moly F/W, CSC & P/P Bolts
			KGM30691-1A	751					Complete Kit incl. C/moly F/W, CSC & P/P Bolts (Heavy Duty Non-SAC 300mm Clutch Kit)
			KGM28691-1A	701					Complete Kit incl. C/moly F/W, CSC & P/P Bolts (Heavy Duty Non-SAC 280mm Clutch Kit)
Clubsport R8, GTS, Maloo R8, Senator	VE V8 (8/06-3/08)	LS2 / LS3 (L98)	KGM30602-1A	833					Complete Kit incl. C/moly F/W, CSC & P/P Bolts
			KGM29692-1A	874					Complete Kit incl. C/moly F/W, CSC & P/P Bolts (Heavy Duty Non-SAC 290mm Clutch Kit)
			KGM28692-1A	700					Complete Kit incl. C/moly F/W, CSC & P/P Bolts (Heavy Duty Non-SAC 280mm Clutch Kit)
Clubsport R8, GTS, Maloo R8, Senator	VE V8 (4/08-2/10)	LS3 (L98)	KGM30602-1A	833					Complete Kit incl. C/moly F/W, CSC & P/P Bolts
			KGM29692-1A	874					Complete Kit incl. C/moly F/W, CSC & P/P Bolts (Heavy Duty Non-SAC 290mm Clutch Kit)
			KGM28692-1A	700					Complete Kit incl. C/moly F/W, CSC & P/P Bolts (Heavy Duty Non-SAC 280mm Clutch Kit)
W427	VE V8 (7/08-9/09)	LS7	KGM29693-1A	985				Complete Kit incl. C/moly F/W, CSC & P/P Bolts (Heavy Duty Non-SAC 290mm Clutch Kit)	
Clubsport R8, GTS, Maloo GXP / R8, Senator	VE V8 (2/10-8/11)	LS3 (L98)	KGM29693-1A	985				Complete Kit incl. C/moly F/W, CSC & P/P Bolts (Heavy Duty Non-SAC 290mm Clutch Kit)	
Clubsport GXP/R8, GTS, Maloo GXP/R8, Senator	VE V8 (9/11-5/13)	LS3 (L98)	KGM29694-1A	985				SMF Conversion Kit incl. C/moly F/W, CSC, P/P & F/W Bolts (Converts OE DMF Kit)	
Clubsport/R8, GTS Maloo, Maloo R8, Senator	VF V8 (6/13-)	LS3 (L98)	KGM29694-1A	985				SMF Conversion Kit incl. C/moly F/W, CSC, P/P & F/W Bolts (Converts OE DMF Kit)	
Hyundai									
Veloster	1.6L Petrol FWD (2/12-)	G4FD	KHD22015-1A	218					
Lexus									
IS200	2.0L Petrol RWD GXE10R (3/99-10/05)	1GFE	KLX23591-1A	299					SMF Conversion Kit incl. C/moly F/W (Converts OE DMF Kit)
	2.0L Petrol RWD SXE10R (98-04)	3SGE	KTY23593-1A	301					SMF Conversion Kit incl. C/moly F/W (Converts OE DMF Kit)
Mazda									
MazdaSpeed 3	2.3L Turbo Petrol (7/07-1/14)	L3	KMZ25591-1A	600					SMF Conversion Kit incl. C/moly F/W (Converts OE DMF Kit)
			KMZ25591-1AL	600					SMF Conversion Kit incl. Lightweight C/moly F/W (Converts OE DMF Kit)
MazdaSpeed 6	2.3L Turbo Petrol (10/05-1/08)	L3	KMZ25591-1A	600					SMF Conversion Kit incl. C/moly F/W (Converts OE DMF Kit)
			KMZ25591-1AL	600					SMF Conversion Kit incl. Lightweight C/moly F/W (Converts OE DMF Kit)
626	FS 2.0L (92-02)	FS	KMZ23006-1A	300					
Familia	BF 1.6L Petrol Turbo 4WD	B6	KFD23003-1A	278					
MX5	NA, NA8C	BP	KMZ22006-1A	300					
			KMZ22015-1A	300					
	NB, NB8C, Petrol Turbo model incl.	BP, BPT	KMZ22015-1A	300					
			KMZ23017-1A	400					
ND, Petrol 96kw model (8/15-)	PS14 1.5L							*Coming soon	

Vehicle	Model	Engine	Stage 1 Organic Sprung	Torque (Nm)	Stage 1 Steel Backed Plate Organic	Torque (Nm)	Stage 1 Rigid Solid Organic	Torque (Nm)	Special Notes
Mazda									
MX5	ND, Petrol 118kw model (8/15-)	PE-VPS 2.0L							*Coming soon
RX7	FC3S	13B-T	KMZ24004-1A	445					
	FD3S	13B	KMZ24002-1A	482					
RX8	SE3P	13B	KMZ24005-1A	445					
Mini									
Cooper	Clubman, Cabrio, JCW, Petrol Turbocharged R55-59	1.6L (N14B6A)	KMC23540-1A	375					SMF Conversion Kit incl. C/moly F/W (Converts OE DMF Kit)
Cooper S	Clubman, Cabrio, JCW, Petrol Turbocharged R55-57	1.6L (N14B6A)	KMC23540-1A	375					SMF Conversion Kit incl. C/moly F/W (Converts OE DMF Kit)
Cooper S	Cabrio, JCW, Petrol Supercharged R52-53	1.6L (W11B16)	KMC22591-1A	312					SMF Conversion Kit incl. C/moly F/W (Converts OE DMF Kit)
Mitsubishi									
Colt	Ralliart, Turbo 04-	4G15T	KMI22015-1A	297					
Eclipse (USA)	3.0L V6 model, 2001-05	6G72	KMI24003-1A	440					
FTO	2.0L V6 model (10/94-8/01)	6A12	KMI23024-1A	413					
GTO	Twin Turbo 3.0L Petrol (10/90-8/01)	6G72T	KMI25003-1A	467					
Lancer GSR	CC model	4G93T	KMI23020-1A	413					
Lancer EVO	EVO 1, 2, 3	4G63T (7 Bolt crank)	KMI23014-1A	413					(7 Bolt crank)
	EVO 1, 2, 3	4G63T (6 Bolt crank)	KMI23014-1A	413					(6 Bolt crank)
	EVO 4, 5, 6	4G63T	KMI23022-1A	512					Complete Kit incl. C/moly F/W (240mm Conversion)
	EVO 4, 5, 6		KMI24522-1A	656					
	EVO 7, 8, 9		KMI24010-1A	656	KMI24010-1T	656			
EVO X	4B11T	KMI24011-1A	656	KMI24011-1T	656				
Nissan									
180SX	180SX	SR20DET	KNI24003-1A	375					
180SX	180SX	CA18DET	KNI23009-1A	330					
240Z / 260Z	L Series 1975- onwards	L24	KNI23005-1A	310					
Cefiro	A31	RB20DET	KNI24007-1A	375					
Fairlady / 300ZX	Z32 Twin Turbo	VG30DETT	KNI26002-1A	624					
Juke	F15, 1.6L Turbo Petrol (11/10-)	MR16DDT	KNI24641-1A						SMF Conversion Kit incl. C/moly F/W (Converts OE DMF Kit)
Primera	P12 Non-Turbo Petrol	SR20VE	KNI23527-1A	280					SMF Conversion Kit incl. C/moly F/W (Converts OE DMF Kit)
Pulsar (FWD)	N14 2.0L, inc. SSS	SR20DE	KNI22002-1A	295					
	N15 2.0L, inc. SSS								
	N16 1.8L	QG18DE							
	B17/C12, 1.6L Turbo Petrol (6/13-)	MR16DDT	KNI24641-1A						SMF Conversion Kit incl. C/moly F/W (Converts OE DMF Kit)
Silvia	S13	SR20DET	KNI24003-1A	375					
	S13	CA18DET	KNI23009-1A	330					
	S14	SR20DET	KNI24003-1A	375					
Silvia / 200SX	S15	SR20DET	KNI24540-1A	375					SMF Conversion Kit incl. C/moly F/W (Converts OE DMF Kit)
Skyline	R31	RB30DE/T	KNI24007-1A	375					
	R32 GTS, GTS-T	RB20DET	KNI24007-1A	375					
	R33 GTS-T	RB25DET	KNI24007-1A	375					
	R34 GT-T (Pull-Type)	RB25DET	KNI25003-1A	610					

Vehicle	Model	Engine	Stage 1 Organic Sprung	Torque (Nm)	Stage 1 Steel Backed Plate Organic	Torque (Nm)	Stage 1 Rigid Solid Organic	Torque (Nm)	Special Notes
Nissan									
Skyline GTR	BNR32 GTR Early model (Push-Type)	RB26DETT	KNI24007-1A	375					
	BNR32 GTR Late model (Pull-Type)	RB26DETT	KNI25003-1A	610					
	BCNR33 GTR	RB26DETT	KNI25003-1A	610					
	BNR34 GTR	RB26DETT	KNI25515-1A	610					SMF Conversion Kit incl. C/moly F/W (Converts OE DMF Kit)
Stagea	C34	RB25DET	KNI25003-1A	610					
350Z	Z33 -01/05	VQ35DE	KNI25525-1A	617					SMF Conversion Kit incl. C/moly F/W (Converts OE DMF Kit)
	Z33 01/05-	VQ35HR	KNI25688-1A	617					SMF Conversion Kit incl. C/moly F/W, CSC & P/P Bolts (Converts OE DMF Kit)
370Z	Z34	VQ37VHR	KNI25688-1A	617					SMF Conversion Kit incl. C/moly F/W, CSC & P/P Bolts (Converts OE DMF Kit)
Peugeot									
205	1.6L 84-88	XU5J	KPU20002-1A	234					
	1.6L 88-94	XU5J	KPU20001-1A	234					
	1.9L Rallye / GTI / 1.6L GTI	XU5J	KPU20001-1A	234					
306	1.8L STYLE, XR/XT 7/97-10/00	XU7JP4	KCT20002-1A	234					
307	1.6L 12/01-04	TU5JP4	KCT20003-1A	234					
Porsche									
911	3.0L Petrol RWD (1975-12/83)	930	KPR23010-1A	428					
	3.2L Turbo Petrol RWD (11/77-12/85)	930	KPR24004-1A	809					
930	Carrera, 3.0L Turbo Petrol RWD (11/75-1977)	930	KPR24003-1A	809					
Renault									
Megane	RS 250 11/10-07/12	F4R.874		600				600	SMF Conversion Kit incl. C/moly F/W, CSC & P/P Bolts (Converts OE DMF Kit)
	RS 265, Red Bull RB8 LE 8/12-7/15	F4R.874	KRE24616-1A	600			KRE24616-1G		
	RS 275, Trophy, Cup Premium, Trophy-R 9/14-	F4RM		600					
Skoda									
Octavia RS	Eng Code. CCZA 2.0L Turbo Petrol 147KW (3/09-)	CCZA	KVW24696-1A	600					SMF Conversion Kit incl. C/moly F/W, CSC & P/P Bolts (Converts OE DMF Kit)
			KVW24697-1A	570					SMF Conversion Kit incl. C/moly F/W, CSC & P/P Bolts (Converts OE DMF Kit)
Subaru									
BRZ	Z1	FA20	KSU23012-1A	373					
Impreza	WRX (5-Spd) GC8, GF8, GDA, GGA	EJ20T	KSU23006-1A	554					
	WRX STI (6-Spd) GDB, GGB, GRB, GVB	EJ20T / EJ25T	KSU24001-1A	572	KSU24001-1T	572			
	WRX 2.5L (10/05-) GDA	EJ205	KSU23015-1A	472					
Forester	WRX 2.0L (3/14-) GK6, GK8	FB20	KSU23015-1A	472					
	SF5 / SG5 Petrol Turbo	EJ20T	KSU23006-1A	554					
	SG9, XT	EJ25T	KSU23015-1A	472					
Liberty (Legacy)	RS Turbo	EJ20G	KSU23006-1A	554					
	B4 Twin Turbo	EJ206 / EJ208	KSU23006-1A	554					
	GT Turbo	EJ20Y	KSU24530-1A	472					SMF Conversion Kit incl. C/moly F/W (Converts OE DMF Kit)
	GT, GT-B STI Turbo	EJ255	KSU23006-1A	554					

Vehicle	Model	Engine	Stage 1 Organic Sprung	Torque (Nm)	Stage 1 Steel Backed Plate Organic	Torque (Nm)	Stage 1 Rigid Solid Organic	Torque (Nm)	Special Notes
Subaru									
Liberty (Legacy)	3.0L	EZ30R	KSU24005-1A	528					
Suzuki									
	Sport 1.6L (05-11)	M16A	KSZ20005-1A	212					
Swift	inc. Sport 1.5L (03-11)	M15A	KSZ19009-1A	236					
	Sport 1.6L (12-)	M16A	KSZ20406-1A	260					Kit incl. CSC
SX4	1.6L (7/06-)	M16A	KSZ20409-1A						Kit incl. CSC
Toyota									
86	GT, GTS	4UGSE	KSU23012-1A	373					
Altezza	SXE10	3SGE	KTY23593-1A	332					
Avensis	CDT250, 2.0L Turbo Diesel FWD (01-06)	1CDFTV	KTY23535-1A	340					
Chaser									
Cresta	JZX90, JZX100, JZX110 (Pull-Type)	1JZ-GTE	KTY24009-1A	562					
Mark II									
Soarer									
Corolla / Sprinter									
	AE86 RWD	4A-GE	KTY22011-1A	258					
	AE92 FWD 1/91-	4A-GE	KTY22004-1A	258	KTY22004-1T	258			
	AE101 / AE111 FWD	4A-GE	KTY22004-1A	258	KTY22004-1T	258			
Corolla									
	ZZE122 1.8L FWD	1ZZFE	KTY22004-1A	258	KTY22004-1T	258			
	ZZE123, Sportivo 1.8L FWD	2ZZGE	KTY22014-1A	258					
MR2									
	AW11	4A-GE	KTY22006-1A	258					
	SW20	3SGTE	KTY24006-1A	418					
Celica									
	GT4, ST185, ST205	3SGTE	KTY24006-1A	418					
	SX, ZR, 99-05 (6-Spd)	2ZZGE 1.8L 6 Speed	KTY22014-1A	258					
	JZA70 (5-Spd)	1JZ-GTE	KTY24009-1A	562					
Supra									
	JZA80 Non-Turbo (5-Spd) Suit Pressed Metal Fork	2JZ-GE	KTY24007-1A	367					
	JZA80 Non-Turbo (5-Spd) Suit Cast Iron Fork		KTY24034-1A						
	JZA80 Twin-Turbo (6-Spd)	2JZ-GTE	KTY25502-1A	609					
	MA70 Turbo (5-Spd)	7M-GTE	KTY24020-1A	562					
Vauxhall									
Monaro									
	VXR-05	5.7L LS1	KGM30601-1A	833					Complete Kit incl. C/moly F/W, CSC & P/P Bolts
			KGM28691-1A	701					Complete Kit incl. C/moly F/W, CSC & P/P Bolts (Heavy Duty Non-SAC 280mm Clutch Kit)
			KGM30602-1A	833					Complete Kit incl. C/moly F/W, CSC & P/P Bolts
	VXR8 -12/11	6.0L LS2	KGM29692-1A	874					Complete Kit incl. C/moly F/W, CSC & P/P Bolts (Heavy Duty Non-SAC 290mm Clutch Kit)
			KGM28692-1A	700					Complete Kit incl. C/moly F/W, CSC & P/P Bolts (Heavy Duty Non-SAC 280mm Clutch Kit)
	VXR8 1/12-	6.2L LS3	KGM29694-1A	985					SMF Conversion Kit incl. C/moly F/W, CSC, P/P & F/W Bolts (Converts OE DMF Kit)
Volkswagen									
Golf	MK V (Type 5) 77KW model (Eng Code. BKC, BXE, BLS)	1.9L 8V DOHC (Turbo Diesel)	KVW23520-1A						SMF Conversion Kit incl. C/moly F/W, CSC, P/P & F/W Bolts (Converts OE DMF Kit)
Golf GTI									
	MK V (Type 5) 147KW model (Eng code. AXX, BWA)	2.0L 16V DOHC (Turbo Petrol)	KVW24696-1A	600					SMF Conversion Kit incl. C/moly F/W, CSC & P/P Bolts (Converts OE DMF Kit) (6-Bolt Flywheel) Uses Alloy Cover
			KVW24697-1A	570					SMF Conversion Kit incl. C/moly F/W, CSC & P/P Bolts (Converts OE DMF Kit) (6-Bolt Flywheel)

Vehicle	Model	Engine	Stage 1 Organic Sprung	Torque (Nm)	Stage 1 Steel Backed Plate Organic	Torque (Nm)	Stage 1 Rigid Solid Organic	Torque (Nm)	Special Notes
Volkswagen									
Golf GTI									
	MK VI (Type 6) 155KW model (Eng code. CCZB)	2.0L 16V DOHC (Petrol)	KVW24698-1A	600					SMF Conversion Kit incl. C/moly F/W, CSC & P/P Bolts (Converts OE DMF Kit) (8-Bolt Flywheel) Uses Alloy Cover
			KVW24699-1A	570					SMF Conversion Kit incl. C/moly F/W, CSC & P/P Bolts (Converts OE DMF Kit) (8-Bolt Flywheel)
Golf R									
	MK VI (Type 6) 188KW model (Eng code. CDLC)	2.0L 16V DOHC (Turbo Petrol)	KVW24696-1A	600					SMF Conversion Kit incl. C/moly F/W, CSC & P/P Bolts (Converts OE DMF Kit) (6-Bolt Flywheel) Uses Alloy Cover
			KVW24697-1A	570					SMF Conversion Kit incl. C/moly F/W, CSC & P/P Bolts (Converts OE DMF Kit) (6-Bolt Flywheel)

NEW

Introducing 2015 Ford Mustang EcoBoost Performance Clutch Kit



In 2016, XClutch became one of the first clutch manufacturers in the world to develop a performance clutch kit to suit the EcoBoost Mustang. The new model Mustang provides a tuning platform for a variety of professional tuning groups and XClutch is proud to provide a solution for these vehicles with high horsepower and torque requirements.

If you would like to know more about the XClutch EcoBoost Mustang Performance options, please visit

www.xclutchusa.com
 or contact XClutch on
+61 8 8300 5000
 Alternatively, send an email
sales@xclutchusa.com.au



STAGE 1X CLUTCH KITS



Recommended for: Street Performance

XClutch Stage 1 X performance clutch kits have been designed for the next level of organic friction performance and provide further clamp load for high powered street applications.

Vehicle	Model	Engine	Stage 1X Extra Heavy Duty	Torque (Nm)	Special Notes
Ford					
Falcon	EF/EL/AU 6CYL, XR6	4.0L	KFD26001-1AX	660	
Nissan					
180SX	180SX	SR20DET	KNI24003-1AX	493	
Silvia	S13	SR20DET	KNI24003-1AX	493	
	S14	SR20DET	KNI24003-1AX	493	
Silvia / 200SX	S15	SR20DET	KNI24540-1AX	376	SMF Conversion Kit incl. C/moly F/W (Converts OE DMF Kit)
	R31	RB30DE/T	KNI24001-1AX	493	
Skyline	R32 GTS, GTS-T	RB20DET	KNI24001-1AX	493	
	R33 GTS-T	RB25DET	KNI24001-1AX	493	
Skyline GTR	BNR32 GTR Early model (Push-Type)	RB26DETT	KNI24001-1AX	493	
Subaru					
Impreza	WRX (5-Spd) GC8, GF8, GDA, GGA	EJ20T	KSU23006-1AX	556	
	WRX STI (6-Spd) GDB, GGB, GRB, GVB	EJ20T / EJ25T	KSU24001-1AX	688	
Forester	SF5 / SG5 Petrol Turbo	EJ20T	KSU23006-1AX	556	
	RS Turbo	EJ20G	KSU23006-1AX	556	
Liberty (Legacy)	B4 Twin Turbo	EJ206 / EJ208	KSU23006-1AX	556	
	GT, GT-B STI Turbo	EJ255	KSU23006-1AX	556	

If you don't see your vehicle listed or you have an enquiry relating to a listing in the catalogue, please call +61 8 8300 5000 (international). You can also forward all enquiries to sales@xclutchusa.com.au Alternatively please visit www.xclutchusa.com for further information.

Stage 1 Kit Options

Type of Kit	Description
-1AX	Extra Heavy Duty (XHD)



STAGE 2 CERAMIC CLUTCH KITS



Recommended for: Street and track use

XClutch utilises the latest ceramic technology in their Stage 2 performance kits. The kits are available in either a cushioned or a sprung style button friction disc. Mated to a high performance pressure plate, the stage 2 clutch is recommended for road and track vehicles requiring a higher level of power holding and heat capacity.

Vehicle	Model	Engine	Stage 2 Cushioned Ceramic	Torque (Nm)	Stage 2 Sprung Ceramic	Torque (Nm)	Special Notes
BMW							
318iS, Ti	E36	1.8L (M42B18), 1.9L (M44B19)	KBM23540-1C	531			SMF Conversion Kit incl. C/moly F/W & CSC (Converts OE DMF Kit)
M3	E30	2.3L (S14B23), 2.5L (S14B25)	KBM23011-1C	531	KBM23011-1B	521	
M3	E36	3.0L (S50B30), 3.2L (S50B32)			KBM24508-1B	722	SMF Conversion Kit incl. C/moly F/W & CSC (Converts OE DMF Kit)
M3	E46	3.2L (S54B32)			KBM24596-1B	722	SMF Conversion Kit incl. C/moly F/W & CSC (Converts OE DMF Kit)
Z3	E36	3.2L (S50B32)			KBM24508-1B	722	SMF Conversion Kit incl. C/moly F/W & CSC (Converts OE DMF Kit)
Chevrolet							
Camaro	Z28, Z28 SS, 5.7L V8 (98-02) 4th Gen.	LS1	KGM28691-1C	1062	KGM28691-1B	1062	Complete Kit incl. C/moly F/W, CSC & P/P Bolts
			KGM28692-1C	1062	KGM28692-1B	1062	Complete Kit incl. C/moly F/W, CSC & P/P Bolts
Corvette	C5, 5.7L V8 (97-04)	LS1	KGM28691-1C	1062	KGM28691-1B	1062	Complete Kit incl. C/moly F/W, CSC & P/P Bolts
Chrysler							
Valiant	Charger R/T	215, 245, 265	KCY25502-1C	790	KCY25502-1B	790	Complete Kit incl. C/moly F/W & P/P Bolts
			KCY25590-1C	790	KCY25590-1B	790	Complete Kit incl. C/moly F/W & P/P Bolts (Single Plate 10" Conversion Upgrade Kit to replace OE Twin Plate)
		318, 340, 360	KCY25503WC-1C		KCY25503WC-1B		Complete Kit incl. C/moly F/W, P/P Bolts & Bearing Carrier (Single Plate 10" Conversion Upgrade Kit to replace OE Twin Plate)
Citroen							
Xsara	99-12/00	1.6L (TU5JP)			KCT20003-1B	355	
	8/98-6/00	1.8L (XU7JP)			KCT20002-1B	355	
Ford							
	EF/EL/AU 6CYL, XR6	4.0L	KFD26001-1C	651	KFD26001-1B	651	
	EF/EL/AU 8CYL, XR8	5.0L	KFD27001-1C	841	KFD27001-1B	841	
	BA/BF XR6 Turbo	Barra 4.0L	KFD27404-1C	956	KFD27404-1B	956	Kit incl. CSC
			KFD27604-1C	956	KFD27604-1B	956	Complete Kit incl. C/moly F/W & CSC
	BA/BF XR8	BOSS 5.4L	KFD28680-1C	1022	KFD28680-1B	1022	Complete Kit incl. C/moly F/W & CSC
			KFD28620-1C	1064	KFD28620-1B	1064	Complete Kit incl. C/moly F/W & CSC
	FG 6cyl	Barra 4.0L	KFD27698-1C	957	KFD27698-1B	957	Complete Kit incl. F/W, & CSC (Heavy Duty Non-SAC 270mm Clutch Kit)
			KFD28681-1C	1067	KFD28681-1B	1067	Complete Kit incl. C/moly F/W & CSC (Heavy Duty Non-SAC 280mm Clutch Kit)
	FG XR9	BOSS 5.4L	KFD28682-1C	1067	KFD28682-1B	1067	Complete Kit incl. C/moly F/W & CSC (Heavy Duty Non-SAC 280mm Clutch Kit)
Mustang SN-95 (4th Gen.)	GT, SVT Cobra, Petrol V8 (96-01)	Modular 4.6L	KFD28015-1C	1023	KFD28015-1B	1023	
FPV							
F6, Typhoon, Tornado	BA XR6T (10/04-9/05)	Barra 4.0L	KFD27680-1C	957			Complete Kit incl. C/moly F/W & CSC
GT, GT-P, Pursuit, Super Pursuit	BA XR8 / BOSS 290 (3/03-9/05)	BOSS 5.4L	KFD28620-1C	1064	KFD28620-1B	1064	Complete Kit incl. C/moly F/W & CSC
F6, Force 6, Typhoon, Tornado	BF XR6T (10/05-5/08)	Barra 4.0L	KFD27680-1C	957			Complete Kit incl. C/moly F/W & CSC
GT-P, Pursuit, Super Pursuit	BF XR8 / BOSS 290/302 (10/05-5/08)	BOSS 5.4L	KFD28620-1C	1064	KFD28620-1B	1064	Complete Kit incl. C/moly F/W & CSC
F6, F6-E	FG XR6T (6/08-)	Barra 4.0L			KFD28681-1B	1064	Complete Kit incl. C/moly F/W & CSC (280mm Upgrade Clutch Kit)
GS, GT, GT-E, GT-P, Super Pursuit	FG XR8 / BOSS 302/315 (6/08-9/10)	BOSS 5.4L	KFD28682-1C	1064	KFD28682-1B	1064	Complete Kit incl. C/moly F/W & CSC

Stage 2 Kit Options	
Type of Kit	Description
-1C	Cushioned Ceramic
-1B	Sprung Ceramic



Vehicle	Model	Engine	Stage 2 Cushioned Ceramic	Torque (Nm)	Stage 2 Sprung Ceramic	Torque (Nm)	Special Notes
Holden							
Commodore	VS S2-VY S3	3.8L / Ecotec	KGM24520-1C	506	KGM24520-1B	506	SMF Conversion Kit incl. C/moly F/W, P/P & F/W Bolts (Converts OE DMF Kit)
	VZ-VE	Alloytech 3.6L	KGM26630-1C	735	KGM26630-1B	735	SMF Conversion Kit incl. C/moly F/W, P/P & F/W Bolts (Converts OE DMF Kit)
	VT S2-VZ V8 incl. Berlina, SS, SS-Z, SV8 (6/99-1/07)	LS1 (GENIII)	KGM28691-1C	1062	KGM28691-1B	1062	Complete Kit incl. C/moly F/W, CSC & P/P Bolts (Heavy Duty Non-SAC 280mm Clutch Kit)
	VE S1 incl. Berlina, SS, SS-V (8/06-8/10)	LS2 / LS3 (L98)			KGM29692-1B	1323	Complete Kit incl. C/moly F/W, CSC & P/P Bolts (Heavy Duty Non-SAC 290mm Clutch Kit)
			KGM28692-1C	1063	KGM28692-1B	1062	Complete Kit incl. C/moly F/W, CSC & P/P Bolts (Heavy Duty Non-SAC 280mm Clutch Kit)
	VE S2 (6/09-8/10)	LS3 (L98)			KGM29692-1B	1323	Complete Kit incl. C/moly F/W, CSC & P/P Bolts (Heavy Duty Non-SAC 290mm Clutch Kit)
		KGM28692-1C	1062	KGM28692-1B	1062	Complete Kit incl. C/moly F/W, CSC & P/P Bolts (Heavy Duty Non-SAC 280mm Clutch Kit)	
VE S2 incl. Berlina, SS, SS-V, Sportswagon (9/10-12/11)	LS3 (L77)			KGM29693-1B	1490	Complete Kit incl. C/moly F/W, CSC & P/P Bolts (Heavy Duty Non-SAC 290mm Clutch Kit)	
Honda							
Civic	EK4/9 VTiR, SiR, Si, Type R	B16A/B	KHN22007-1C	463	KHN22007-1B	463	
	EF9	B16A	KHN22003-1C	463	KHN22003-1B	463	
	EP3	K20A	KHN22022-1C	537	KHN22022-1B	537	
CRX	FWD 1.6L (84-87)	D16A			KHN20003-1B	323	21 Spline Plate
					KHN20004-1B	323	20 Spline Plate
Fit (Jazz)	GD3/GD8 1.5L (12/02-1/09)	L15A			KHN21506-1B	404	Complete Kit incl. C/moly F/W (212mm Upgrade)
	GK5 1.5L 7/14-	L15Z	KHN20009-1C	335	KHN20009-1B	335	
Integra	DC2, Type R	B18C	KHN22023-1C	463	KHN22023-1B	463	
	DC5, Type R, Type S, (6-Spd)	K20A	KHN22022-1C	537	KHN22022-1B	537	
	DC5, (5-Spd)	K20A	KHN22025-1C		KHN22025-1B		
Prelude	4WS, Type S, SiR, Xi 2.2L (91-02)	H22A	KHN22009-1C	453	KHN22009-1B	453	
S2000	AP1/2	F20C	KHN21005-1C	714	KHN21005-1B	714	
HSV							
Clubsport/R8, Coupe, GTS, Maloo/R8, Senator	VT-VZ V8 (6/99-1/07)	LS1 (GENIII)	KGM28691-1C	1062	KGM28691-1B	1062	Complete Kit incl. C/moly F/W, CSC & P/P Bolts (Heavy Duty Non-SAC 280mm Clutch Kit)
			KGM29692-1C	1323	KGM29692-1B	1323	Complete Kit incl. C/moly F/W, CSC & P/P Bolts (Heavy Duty Non-SAC 290mm Clutch Kit)
Clubsport R8, GTS, Maloo R8, Senator	VE V8 (8/06-3/08)	LS2 / LS3 (L98)	KGM28692-1C	1062	KGM28692-1B	1062	Complete Kit incl. C/moly F/W, CSC & P/P Bolts (Heavy Duty Non-SAC 280mm Clutch Kit)
			KGM29692-1C	1323	KGM29692-1B	1323	Complete Kit incl. C/moly F/W, CSC & P/P Bolts (Heavy Duty Non-SAC 290mm Clutch Kit)
Clubsport R8, GTS, Maloo R8, Senator	VE V8 (4/08-2/10)	LS3 (L98)	KGM28692-1C	1062	KGM28692-1B	1062	Complete Kit incl. C/moly F/W, CSC & P/P Bolts (Heavy Duty Non-SAC 280mm Clutch Kit)
			KGM29692-1C	1323	KGM29692-1B	1323	Complete Kit incl. C/moly F/W, CSC & P/P Bolts (Heavy Duty Non-SAC 290mm Clutch Kit)
W427	VE V8 (7/08-9/09)	LS7			KGM29693-1B	1490	Complete Kit incl. C/moly F/W, CSC & P/P Bolts (Heavy Duty Non-SAC 290mm Clutch Kit)
Clubsport R8, GTS, Maloo GXP/R8, Senator	VE V8 (2/10-8/11)	LS3 (L98)			KGM29693-1B	1490	Complete Kit incl. C/moly F/W, CSC & P/P Bolts (Heavy Duty Non-SAC 290mm Clutch Kit)



Vehicle	Model	Engine	Stage 2 Cushioned Ceramic	Torque (Nm)	Stage 2 Sprung Ceramic	Torque (Nm)	Special Notes	
Lexus								
IS200	2.0L Petrol RWD SXE10R (98-04)	3SGE	KTY23593-1C	456	KTY23593-1B	456	SMF Conversion Kit incl. C/moly F/W (Converts OE DMF Kit)	
Mazda								
MazdaSpeed 3	2.3L Turbo Petrol (7/07-1/14)	L3	KMZ25591-1C	720	KMZ25591-1B	720	SMF Conversion Kit incl. C/moly F/W (Converts OE DMF Kit)	
MazdaSpeed 6	2.3L Turbo Petrol (10/05-1/08)	L3	KMZ25591-1C	720	KMZ25591-1B	720	SMF Conversion Kit incl. C/moly F/W (Converts OE DMF Kit)	
626	FS 2.0L (92-02)	FS	KMZ23006-1C	454	KMZ23006-1B	454		
Familia	BF 1.6L Petrol Turbo 4WD	B6	KFD23003-1C	420	KFD23003-1B	420		
			NA, NA8C	BP	KMZ22006-1C	454	KMZ22006-1B	454
			NB, NB8C, Petrol Turbo model incl.	BP, BPT	KMZ22015-1C	454	KMZ22015-1B	454
MX5	NC, NCEC	LFDE 2.0L	KMZ23017-1C	603	KMZ23017-1B	603		
			ND, Petrol 96kw model (8/15-)	PS14 1.5L				*Coming soon
			ND, Petrol 118kw model (8/15-)	PE-VPS 2.0L				*Coming soon
RX7	FC3S	13B-T	KMZ24004-1C	673	KMZ24004-1B	673		
	FD3S	13B	KMZ24002-1C	729	KMZ24002-1B	729		
RX8	SE3P	13B	KMZ24005-1C	673	KMZ24005-1B	673		
Mini								
Cooper	Clubman, Cabrio, JCW, Petrol Turbocharged R55-59	1.6L (N14B6A)	KMC23540-1C	567	KMC23540-1B	567	SMF Conversion Kit incl. C/moly F/W (Converts OE DMF Kit)	
Cooper S	Clubman, Cabrio, JCW, Petrol Turbocharged R55-57	1.6L (N14B6A)	KMC23540-1C	567	KMC23540-1B	567	SMF Conversion Kit incl. C/moly F/W (Converts OE DMF Kit)	
Cooper S	Cabrio, JCW, Petrol Supercharged R52-53	1.6L (W11B16)	KMC22591-1C	471	KMC22591-1B	471	SMF Conversion Kit incl. C/moly F/W (Converts OE DMF Kit)	
Mitsubishi								
Colt	Ralliart, Turbo 04-	4G15T			KMI22015-1B	440		
Eclipse (USA)	3.0L V6 model, 2001-05	6G72	KMI24003-1C	660	KMI24003-1B	660		
FTO	2.0L V6 model (10/94-8/01)	6A12	KMI23024-1C	625	KMI23024-1B	625		
GTO	Twin Turbo 3.0L Petrol (10/90-8/01)	6G72T	KMI25003-1C	707	KMI25003-1B	707		
Lancer GSR	CC model	4G93T	KMI23020-1C	625	KMI23020-1B	625		
Lancer EVO	EVO 1, 2, 3	4G63T	KMI23014-1C	625	KMI23014-1B	625	(7 Bolt crank)	
			KMI23014-1C	625	KMI23014-1B	625	(6 Bolt crank)	
			KMI23022-1C	770	KMI23022-1B	770		
			KMI24522-1C	992	KMI24522-1B	992	Complete Kit incl. C/moly F/W (240mm Conversion)	
			KMI24010-1C	992	KMI24010-1B	992		
	EVO 4, 5, 6	4G63T						
	EVO 7, 8, 9		KMI24011-1C	992	KMI24011-1B	992		
	EVO X	4B11T	KMI24011-1C	992	KMI24011-1B	992		
Nissan								
180SX	180SX	SR20DET	KNI24003-1C	567	KNI24003-1B	567		
	180SX	CA18DET	KNI23009-1C	500	KNI23009-1B	500		
240Z / 260Z	L Series 1975- onwards	L24	KNI23005-1C	468	KNI23005-1B	468		
Cefiro	A31	RB20DET	KNI24007-1C	567	KNI24007-1B	567		
Fairlady / 300ZX	Z32 Twin Turbo	VG30DETT	KNI26002-1C	944	KNI26002-1B	944		
Juke	F15, 1.6L Turbo Petrol (11/10-)	MR16DDT	KNI24641-1C	500	KNI24641-1B	500	SMF Conversion Kit incl. C/moly F/W (Converts OE DMF Kit)	
Primera	P12 Non-Turbo Petrol	SR20VE			KNI23527-1B	420	SMF Conversion Kit incl. C/moly F/W (Converts OE DMF Kit)	

Vehicle	Model	Engine	Stage 2 Cushioned Ceramic	Torque (Nm)	Stage 2 Sprung Ceramic	Torque (Nm)	Special Notes
Nissan							
Pulsar (FWD)	N14 2.0L, inc. SSS	SR20DE	KNI22002-1C	446	KNI22002-1B	446	
	N15 2.0L, inc. SSS						
	B17/C12, 1.6L Turbo Petrol (6/13-)	MR16DDT	KNI24641-1C		KNI24641-1B		
Silvia	S13	SR20DET	KNI24003-1C	567	KNI24003-1B	567	
	S13	CA18DET	KNI23009-1C	500	KNI23009-1B	500	
	S14	SR20DET	KNI24003-1C	567	KNI24003-1B	567	
Silvia / 200SX	S15	SR20DET	KNI24540-1C	567	KNI24540-1B	567	SMF Conversion Kit incl. C/moly F/W (Converts OE DMF Kit)
Skyline	R31	RB30DE/T	KNI24007-1C	567	KNI24007-1B	567	
	R32 GTS, GTS-T	RB20DET	KNI24007-1C	567	KNI24007-1B	567	
	R33 GTS-T	RB25DET	KNI24007-1C	567	KNI24001-1B	567	
	R34 GT-T (Pull-Type)	RB25DET	KNI25003-1C	923	KNI25003-1B	923	
Skyline GTR	BNR32 GTR Early model (Push-Type)	RB26DETT	KNI24007-1C	567	KNI24007-1B	567	
	BNR32 GTR Late model (Pull-Type)	RB26DETT	KNI25003-1C	923	KNI25003-1B	923	
	BCNR33 GTR	RB26DETT	KNI25003-1C	923	KNI25003-1B	923	
	BNR34 GTR	RB26DETT	KNI25515-1C	923	KNI25515-1B	923	SMF Conversion Kit incl. C/moly F/W (Converts OE DMF Kit)
Stagea	C34	RB25DET	KNI25003-1C	923	KNI25003-1B	923	
350Z	Z33 -01/05	VQ35DE	KNI25525-1C	933	KNI25525-1B	933	SMF Conversion Kit incl. C/moly F/W (Converts OE DMF Kit)
370Z	Z34	VQ37VHR	KNI25688-1C	930	KNI25688-1B	930	
Peugeot							
205	1.6L 84-88	XU5J			KPU20002-1B	355	
	1.6L 88-94	XU5J			KPU20001-1B	355	
	1.9L Rallye / GTI / 1.6L GTI	XU5J			KPU20001-1B	355	
306	1.8L STYLE, XR/XT 7/97-10/00	XU7JP4			KCT20002-1B	355	
307	1.6L 12/01-04	TU5JP4			KCT20003-1B	355	
Porsche							
911	3.2L Turbo Petrol RWD (11/77-12/85)	930	KPR24004-1C	1224	KPR24004-1B	1224	
930	Carrera, 3.0L Turbo Petrol RWD (11/75-1977)	930	KPR24003-1C	1224	KPR24003-1B	1224	
944	2.5L Turbo Petrol RWD (1/86-3/91)	M44.50/51			KPR24014-1B		
Skoda							
Octavia RS	Eng Code. CCZA 2.0L Turbo Petrol 147KW (3/09-)	CCZA			KVW24697-1B	863	SMF Conversion Kit incl. C/moly F/W, CSC & P/P Bolts (Converts OE DMF Kit)
Subaru							
BRZ	Z1	FA20	KSU23012-1C	564	KSU23012-1B	564	
Impreza	WRX (5-Spd) GC8, GF8, GDA, GGA	EJ20T	KSU23006-1C	838	KSU23006-1B	838	
	WRX STI (6-Spd) GDB, GGB, GRB, GVB	EJ20T / EJ25T	KSU24001-1C	865	KSU24001-1B	865	
	WRX 2.5L (10/05-) GDA	EJ205	KSU23015-1C	714	KSU23015-1B	714	
	WRX 2.0L (3/14-) GK6, GK8	FB20	KSU23015-1C	714	KSU23015-1B	714	
Forester	SF5 / SG5 Petrol Turbo	EJ20T	KSU23006-1C	838	KSU23006-1B	838	
	SG9, XT	EJ25T	KSU23015-1C	714	KSU23015-1B	714	

Vehicle	Model	Engine	Stage 2 Cushioned Ceramic	Torque (Nm)	Stage 2 Sprung Ceramic	Torque (Nm)	Special Notes
Subaru							
Liberty (Legacy)	RS Turbo	EJ20G	KSU23006-1C	838	KSU23006-1B	838	
	B4 Twin Turbo	EJ206 / EJ208	KSU23006-1C	838	KSU23006-1B	838	
	GT, GT-B STI Turbo	EJ255	KSU23006-1C	838	KSU23006-1B	838	
Suzuki							
Swift	Sport 1.6L (05-11)	M16A	KSZ20005-1C	321	KSZ20005-1B	321	
SX4	1.6L (7/06-)	M16A			KSZ20409-1B		Kit incl. CSC
Toyota							
86	GT, GTS	4UGSE	KSU23012-1C	564	KSU23012-1B	564	
Altezza	SXE10	3SGE	KTY23593-1C	502	KTY23593-1B	502	
Chaser							
Cresta	JZX90, JZX100, JZX110 (Pull-Type)	1JZ-GTE	KTY24009-1C	850	KTY24009-1B	850	
Mark II							
Soarer							
Corolla / Sprinter	AE86 RWD	4A-GE	KTY22011-1C	390	KTY22011-1B	390	
Corolla	AE92 FWD 1/91-	4A-GE	KTY22004-1C	390	KTY22004-1B	390	
	AE101 / AE111 FWD	4A-GE	KTY22004-1C	390	KTY22004-1B	390	
	ZZE122 1.8L FWD	1ZZFE	KTY22004-1C	390	KTY22004-1B	390	
	ZZE123, Sportivo 1.8L FWD	2ZZGE	KTY22014-1C	390	KTY22014-1B	390	
MR2	AW11	4A-GE	KTY22006-1C	390	KTY22006-1B	390	
	SW20	3SGTE	KTY24006-1C	632	KTY24006-1B	632	
Celica	GT4, ST185, ST205	3SGTE	KTY24006-1C	632	KTY24006-1B	632	
	SX, ZR, 99-05 (6-Spd)	2ZZGE 1.8L 6 Speed	KTY22014-1C	390	KTY22014-1B	390	
Supra	JZA70 (5-Spd)	1JZ-GTE	KTY24009-1C	850	KTY24009-1B	850	
	JZA80 Non-Turbo (5-Spd) Suit Pressed Metal Fork	2JZ-GE	KTY24007-1C	555	KTY24007-1B	555	
	JZA80 Non-Turbo (5-Spd) Suit Cast Iron Fork		KTY24034-1C		KTY24034-1B		
	JZA80 Twin-Turbo (6-Spd)	2JZ-GTE	KTY25502-1C	966	KTY25502-1B	966	
	MA70 Turbo (5-Spd)	7M-GTE	KTY24020-1C	850	KTY24020-1B	850	
Vauxhall							
Monaro	VXR -05	5.7L LS1	KGM28691-1C	1062	KGM28691-1B	1062	Complete Kit incl. C/moly F/W, CSC & P/P Bolts (Heavy Duty Non-SAC 280mm Clutch Kit)
	VXR8 -12/11	6.0L LS2			KGM29692-1B	1323	Complete Kit incl. C/moly F/W, CSC & P/P Bolts (Heavy Duty Non-SAC 290mm Clutch Kit)
			KGM28692-1C	1062	KGM28692-1B	1062	Complete Kit incl. C/moly F/W, CSC & P/P Bolts (Heavy Duty Non-SAC 280mm Clutch Kit)
Volkswagen							
Golf GTI	MK V (Type 5) 147KW model (Eng code. AXJ, BWA)	2.0L 16V DOHC (Turbo Petrol)			KVW24697-1B	863	SMF Conversion Kit incl. C/moly F/W, CSC & P/P Bolts (Converts OE DMF Kit) (6-Bolt Flywheel)
Golf GTI	MK VI (Type 6) 155KW model (Eng code. CCZB)	2.0L 16V DOHC (Petrol)			KVW24699-1B	863	SMF Conversion Kit incl. C/moly F/W, CSC & P/P Bolts (Converts OE DMF Kit) (8-Bolt Flywheel)
Golf R	MK VI (Type 6) 188KW model (Eng code. CDLC)	2.0L 16V DOHC (Turbo Petrol)			KVW24697-1B	863	SMF Conversion Kit incl. C/moly F/W, CSC & P/P Bolts (Converts OE DMF Kit) (6-Bolt Flywheel)

If you don't see your vehicle listed or you have an enquiry relating to a listing in the catalogue, please call +61 8 8300 5000 (international). You can also forward all enquiries to sales@xclutchusa.com.au Alternatively please visit www.xclutchusa.com for further information.

STAGE 2R CERAMIC CLUTCH KITS



Recommended for: Race Vehicles

The ceramic race series is a single plate race-only clutch. Available for a wide variety of vehicles, the Stage 2 R series clutch provides a higher torque capacity and heat capacity over the stage 2 equivalents.



Stage 2R Kit Options	
Type of Kit	Description
-1R	Ceramic Race Single

Vehicle	Model	Engine	Stage 2R	Torque (Nm)	Special Notes
Chevrolet					
Camaro	Z28, Z28 SS, 5.7L V8 (98-02) 4th Gen.	LS1	KGM28691-1R	1258	Complete Kit incl. C/moly F/W, CSC & P/P Bolts
Corvette	C5, 5.7L V8 (97-04)	LS1	KGM28691-1R	1258	Complete Kit incl. C/moly F/W, CSC & P/P Bolts
Chrysler					
Valiant	Charger R/T	215, 245, 265	KCY25502-1R	934	Complete Kit incl. C/moly F/W & P/P Bolts
			KCY25590-1R	934	Complete Kit incl. C/moly F/W & P/P Bolts (Single Plate 10" Conversion Upgrade Kit to replace OE Twin Plate)
		318, 340, 360	KCY25503WC-1R	930	Complete Kit incl. C/moly F/W, P/P Bolts & Bearing Carrier (Single Plate 10" Conversion Upgrade Kit to replace OE Twin Plate)
Ford					
Falcon	EF/EL/AU 6CYL, XR6	4.0L	KFD26001-1R	941	
	EF/EL/AU 8CYL, XR8	5.0L	KFD27001-1R	1300	
	BA/BF XR6 Turbo	Barra 4.0L	KFD27404-1R	1300	Kit incl. CSC
			KFD27604-1R	1300	Complete Kit incl. C/moly F/W & CSC
	BA/BF XR8	BOSS 5.4L	KFD28620-1R	1286	Complete Kit incl. C/moly F/W & CSC
	FG 6cyl	Barra 4.0L	KFD27698-1R	1378	Complete Kit incl. F/W, & CSC (Heavy Duty Non-SAC 270mm Clutch Kit)
Focus	ST	ECOBOOST 2.0L	KFD24640-1R	906	SMF Conversion Kit incl. C/moly F/W, CSC & P/P Bolts (Converts OE DMF Kit)
	ST TURBO	B5254T 2.5L	KFD24637-1R	906	SMF Conversion Kit incl. C/moly F/W, CSC & P/P Bolts (Converts OE DMF Kit)
	XR5	B5254T 2.5L	KFD24637-1R	906	SMF Conversion Kit incl. C/moly F/W, CSC & P/P Bolts (Converts OE DMF Kit)
	RS (9/10-6/12)	B5254T 2.5L	KFD24637-1R	906	SMF Conversion Kit incl. C/moly F/W, CSC & P/P Bolts (Converts OE DMF Kit)
Mustang SN-95 (4th Gen.)	GT, SVT Cobra, Petrol V8 (96-01)	Modular 4.6L	KFD28015-1R	1200	
Mustang S550 (6th Gen.)	ECOBOOST, Turbo Petrol (8/14-)	ECOBOOST 2.3L	KFD24682-1R	906	SMF Conversion Kit incl. C/moly F/W, CSC & P/P Bolts (Converts OE DMF Kit)
FPV					
F6, Typhoon, Tornado	BA XR6T (10/04-9/05)	Barra 4.0L	KFD27680-1R	1186	Complete Kit incl. C/moly F/W & CSC
GT, GT-P, Pursuit, Super Pursuit	BA XR8 / BOSS 290 (3/03-9/05)	BOSS 5.4L	KFD28620-1R	1286	Complete Kit incl. C/moly F/W & CSC
F6, Force 6, Typhoon, Tornado	BF XR6T (10/05-5/08)	Barra 4.0L	KFD27680-1R	1186	Complete Kit incl. C/moly F/W & CSC
GT-P, Pursuit, Super Pursuit	BF XR8 / BOSS 290/302 (10/05-5/08)	BOSS 5.4L	KFD28620-1R	1286	Complete Kit incl. C/moly F/W & CSC
F6, F6-E	FG XR6T (6/08-)	Barra 4.0L	KFD28681-1R	1186	Complete Kit incl. C/moly F/W & CSC (280mm Upgrade Clutch Kit)
Holden					
Commodore	VS S2-VY S3	3.8L / Ecotec	KGM24520-1R	703	SMF Conversion Kit incl. C/moly F/W, P/P & F/W Bolts (Converts OE DMF Kit)
	VZ-VE	Alloytech 3.6L	KGM26630-1R	955	SMF Conversion Kit incl. C/moly F/W, P/P & F/W Bolts (Converts OE DMF Kit)
	VT S2-VZ V8 incl. Berlina, SS, SS-Z, SV8 (6/99-1/07)	LS1 (GENIII)	KGM28691-1R	1258	Complete Kit incl. C/moly F/W, CSC & P/P Bolts (Heavy Duty Non-SAC 280mm Clutch Kit)
	VE S1 incl. Berlina, SS, SS-V (8/06-8/10)	LS2 / LS3 (L98)	KGM28692-1R	1260	Complete Kit incl. C/moly F/W, CSC & P/P Bolts (Heavy Duty Non-SAC 280mm Clutch Kit)
	VE S2 (6/09-8/10)	LS3 (L98)	KGM28692-1R	1260	Complete Kit incl. C/moly F/W, CSC & P/P Bolts (Heavy Duty Non-SAC 280mm Clutch Kit)
Honda					
Civic	EK4/9 VTiR, SiR, Si, Type R	B16A/B	KHN22007-1R	794	
	EF9	B16A	KHN22003-1R	794	
Integra	DC2, Type R	B18C	KHN22023-1R	794	
	DC5, Type R, Type S, (6-Spd)	K20A	KHN22022-1R	537	

Vehicle	Model	Engine	Stage 2R	Torque (Nm)	Special Notes
HSV					
Clubsport/R8, Coupe, GTS, Maloo/R8, Senator	VT-VZ V8 (6/99-1/07)	LS1 (GENIII)	KGM28691-1R	1258	Complete Kit incl. C/moly F/W, CSC & P/P Bolts (Heavy Duty Non-SAC 280mm Clutch Kit)
Clubsport R8, GTS, Maloo R8, Senator	VE V8 (8/06-3/08)	LS2 / LS3 (L98)	KGM28692-1R	1260	Complete Kit incl. C/moly F/W, CSC & P/P Bolts (Heavy Duty Non-SAC 280mm Clutch Kit)
Clubsport R8, GTS, Maloo R8, Senator	VE V8 (4/08-2/10)	LS3 (L98)	KGM28692-1R	1260	Complete Kit incl. C/moly F/W, CSC & P/P Bolts (Heavy Duty Non-SAC 280mm Clutch Kit)
Mazda					
	NA, NA8C	BP	KMZ22006-1R	553	
	NB, NB8C, Petrol Turbo model incl.	BP, BPT	KMZ22015-1R	553	
MX5	ND, Petrol 96kw model (8/15-)	PS14 1.5L			*Coming soon
	ND, Petrol 118kw model (8/15-)	PE-VPS 2.0L			*Coming soon
RX7	FC3S	13B-T	KMZ24004-1R	902	
	FD3S	13B	KMZ24002-1R	1012	
RX8	SE3P	13B	KMZ24005-1R	902	
Mitsubishi					
Colt	Ralliart, Turbo 04-	4G15T	KMI22015-1R	495	
Eclipse (USA)	3.0L V6 model, 2001-05	6G72	KMI24003-1R	764	
GTO	Twin Turbo 3.0L Petrol (10/90-8/01)	6G72T	KMI25003-1R	750	
Lancer GSR	CC model	4G93T	KMI23020-1R	814	
Lancer EVO	EVO 1, 2, 3	4G63T (7 Bolt crank)	KMI23014-1R	814	(7 Bolt crank)
	EVO 1, 2, 3	4G63T (6 Bolt crank)	KMI23014-1R	814	(6 Bolt crank)
	EVO 4, 5, 6	4G63T	KMI23022-1R	875	
			KMI24522-1R	1169	
	EVO 7, 8, 9		KMI24010-1R	1169	
EVO X	4B11T	KMI24011-1R	1169		
Nissan					
180SX	180SX	SR20DET	KNI24003-1R	921	
	180SX	CA18DET	KNI23009-1R	700	
Cefiro	A31	RB20DET	KNI24007-1R	921	
Fairlady / 300ZX	Z32 Twin Turbo	VG30DETT	KNI26002-1R	1126	
Pulsar (FWD)	N14 2.0L, inc. SSS	SR20DE	KNI22002-1R	595	
	N15 2.0L, inc. SSS				
	N16 1.8L	QG18DE			
Silvia	S13	SR20DET	KNI24003-1R	921	
	S13	CA18DET	KNI23009-1R	700	
	S14	SR20DET	KNI24003-1R	921	
Silvia / 200SX	S15	SR20DET	KNI24540-1R	921	SMF Conversion Kit incl. C/moly F/W (Converts OE DMF Kit)
Skyline	R31	RB30DE/T	KNI24007-1R	921	
	R32 GTS, GTS-T	RB20DET	KNI24007-1R	921	
	R33 GTS-T	RB25DET	KNI24007-1R	921	
	R34 GT-T (Pull-Type)	RB25DET	KNI25003-1R	1100	

Vehicle	Model	Engine	Stage 2R	Torque (Nm)	Special Notes
Nissan					
Skyline GTR	BNR32 GTR Early model (Push-Type)	RB26DETT	KNI24007-1R	921	
	BNR32 GTR Late model (Pull-Type)	RB26DETT	KNI25003-1R	1100	
	BCNR33 GTR	RB26DETT	KNI25003-1R	1100	
Skyline GTR	BNR34 GTR	RB26DETT	KNI25515-1R	1100	SMF Conversion Kit incl. C/moly F/W (Converts OE DMF Kit)
Stagea	C34	RB25DET	KNI25003-1R	1100	
350Z	Z33 -01/05	VQ35DE	KNI25525-1R	1111	SMF Conversion Kit incl. C/moly F/W (Converts OE DMF Kit)
Renault					
Megane	RS 250 11/10-07/12	F4R.874	KRE24616-1R	906	SMF Conversion Kit incl. C/moly F/W, CSC & P/P Bolts (Converts OE DMF Kit)
	RS 265, Red Bull RB8 LE 8/12-7/15	F4R.874			
	RS 275, Trophy, Cup Premium, Trophy-R 9/14-	F4RM			
Skoda					
Octavia RS	Eng Code. CCZA 2.0L Turbo Petrol 147KW (3/09-)	CCZA	KVW24696-1R	907	SMF Conversion Kit incl. C/moly F/W, CSC & P/P Bolts (Converts OE DMF Kit)
Subaru					
Impreza	WRX (5-Spd) GC8, GF8, GDA, GGA	EJ20T	KSU23006-1R	976	
	WRX STI (6-Spd) GDB, GGB, GRB, GVB	EJ20T / EJ25T	KSU24001-1R	1142	
	WRX 2.5L (10/05-) GDA	EJ205	KSU23015-1R	850	
	WRX 2.0L (3/14-) GK6, GK8	FB20	KSU23015-1R	850	
Forester	SF5 / SG5 Petrol Turbo	EJ20T	KSU23006-1R	976	
	SG9, XT	EJ25T	KSU23015-1R	850	
Liberty (Legacy)	RS Turbo	EJ20G	KSU23006-1R	976	
	B4 Twin Turbo	EJ206 / EJ208	KSU23006-1R	976	
	GT, GT-B STI Turbo	EJ255	KSU23006-1R	976	
Suzuki					
Swift	Sport 1.6L (05-11)	M16A	KSZ20005-1R	479	
	Sport 1.6L (12-)	M16A	KSZ20406-1R	390	Kit incl. CSC
Toyota					
86	GT, GTS	4UGSE	KSU23012-1R	850	
Altezza	SXE10	3SGE	KTY23593-1R	671	SMF Conversion Kit incl. C/moly F/W (Converts OE DMF Kit)
Chaser					
Cresta Mark II	JZX90, JZX100, JZX110 (Pull-Type)	1JZ-GTE	KTY24009-1R	956	
Soarer					
Corolla / Sprinter	AE86 RWD	4A-GE	KTY22011-1R	628	
Corolla	AE92 FWD 1/91-	4A-GE	KTY22004-1R	628	
	AE101 / AE111 FWD	4A-GE	KTY22004-1R	628	
	ZZE122 1.8L FWD	1ZZFE	KTY22004-1R	628	
	ZZE123, Sportivo 1.8L FWD	2ZZGE	KTY22014-1R	628	
MR2	AW11	4A-GE	KTY22006-1R	628	
	SW20	3SGTE	KTY24006-1R	760	
Celica	GT4, ST185, ST205	3SGTE	KTY24006-1R	760	
	SX, ZR, 99-05 (6-Spd)	2ZZGE 1.8L 6 Speed	KTY22014-1R	628	

PERFORMANCE CLUTCH KIT APPLICATIONS

Vehicle	Model	Engine	Stage 2R	Torque (Nm)	Special Notes
Toyota					
	JZA70 (5-Spd)	1JZ-GTE	KTY24009-1R	956	
	JZA80 Non-Turbo (5-Spd) Suit Pressed Metal Fork	2JZ-GE	KTY24007-1R		
Supra	JZA80 Non-Turbo (5-Spd) Suit Cast Iron Fork		KTY24034-1R		
	JZA80 Twin-Turbo (6-Spd)	2JZ-GTE	KTY25502-1R	1063	
	MA70 Turbo (5-Spd)	7M-GTE	KTY24020-1R	956	
Vauxhall					
	VXR -05	5.7L LS1	KGM28691-1R	1258	Complete Kit incl. C/moly F/W, CSC & P/P Bolts (Heavy Duty Non-SAC 280mm Clutch Kit)
Monaro	VXR8 -12/11	6.0L LS2	KGM28692-1R	1260	Complete Kit incl. C/moly F/W, CSC & P/P Bolts (Heavy Duty Non-SAC 280mm Clutch Kit)
Volkswagen					
Golf GTI	MK V (Type 5) 147KW model (Eng code. AXX, BWA)	2.0L 16V DOHC (Turbo Petrol)	KVW24696-1R	907	SMF Conversion Kit incl. C/moly F/W, CSC & P/P Bolts (Converts OE DMF Kit) (6-Bolt Flywheel) Uses Alloy Cover
Golf GTI	MK VI (Type 6) 155KW model (Eng code. CCZB)	2.0L 16V DOHC (Petrol)	KVW24698-1R	907	SMF Conversion Kit incl. C/moly F/W, CSC & P/P Bolts (Converts OE DMF Kit) (8-Bolt Flywheel) Uses Alloy Cover
Golf R	MK VI (Type 6) 188KW model (Eng code. CDLC)	2.0L 16V DOHC (Turbo Petrol)	KVW24696-1R	907	SMF Conversion Kit incl. C/moly F/W, CSC & P/P Bolts (Converts OE DMF Kit) (6-Bolt Flywheel) Uses Alloy Cover

If you don't see your vehicle listed or you have an enquiry relating to a listing in the catalogue, please call +61 8 8300 5000 (international). You can also forward all enquiries to sales@xclutchusa.com.au Alternatively please visit www.xclutchusa.com for further information.



STAGE 3 CLUTCH KITS

CARBON RACE SERIES



Recommended for: XClutch powered vehicles requiring improved modulation

Used by some of the most powerful time attack and drift cars in the world, the XClutch single plate carbon clutch provides exceptional heat capacity for high horsepower vehicles.

Stage 3 Kit Options

Type of Kit	Description
-1P	Carbon Race Single



Vehicle	Model	Engine	Stage 3 Carbon Race	Torque (Nm)	Special Notes
Ford					
Fiesta	ST	1.6L	KFD24639-1P	824	SMF Conversion Kit incl. C/moly F/W, CSC & P/P Bolts (Converts OE DMF Kit)
Focus	ST	ECOBOOST 2.0L	KFD24640-1P	824	SMF Conversion Kit incl. C/moly F/W, CSC & P/P Bolts (Converts OE DMF Kit)
	ST TURBO	B5254T 2.5L	KFD24637-1P	824	SMF Conversion Kit incl. C/moly F/W, CSC & P/P Bolts (Converts OE DMF Kit)
	XR5	B5254T 2.5L	KFD24637-1P	824	SMF Conversion Kit incl. C/moly F/W, CSC & P/P Bolts (Converts OE DMF Kit)
	RS (9/10-6/12)	B5254T 2.5L	KFD24637-1P	824	SMF Conversion Kit incl. C/moly F/W, CSC & P/P Bolts (Converts OE DMF Kit)
Mustang S550 (Sixth Gen.)	ECOBOOST, Turbo Petrol (8/14-)	ECOBOOST 2.3L	KFD24640-1P	824	SMF Conversion Kit incl. C/moly F/W, CSC & P/P Bolts (Converts OE DMF Kit)
Honda					
Civic	EK4/9 VTiR, SiR, Si, Type R	B16A/B	KHN22007-1P	722	
Integra	DC2, Type R	B18C	KHN22023-1P	722	
Mazda					
MX5	ND, Petrol 96kw model (8/15-)	PS14 1.5L			*Coming soon
MX5	ND, Petrol 118kw model (8/15-)	PE-VPS 2.0L			*Coming soon
RX7	FC3S	13B-T	KMZ24004-1P	820	
	FD3S	13B	KMZ24002-1P	920	
RX8	SE3P	13B	KMZ24005-1P	820	
Mitsubishi					
Lancer EVO	EVO 1, 2, 3	4G63T (7 Bolt crank)	KMI23014-1P	740	(7 Bolt crank)
	EVO 1, 2, 3	4G63T (6 Bolt crank)	KMI23014-1P	740	(6 Bolt crank)
	EVO 4, 5, 6	4G63T	KMI24522-1P	1063	Complete Kit incl. C/moly F/W (240mm Conversion)
	EVO 7, 8, 9		KMI24010-1P	1063	
	EVO X	4B11T	KMI24011-1P	1063	
Nissan					
180SX	180SX	SR20DET	KNI24003-1P	837	
Cefiro	A31	RB20DET	KNI24007-1P	837	
Silvia	S13	SR20DET	KNI24003-1P	837	
	S14	SR20DET	KNI24003-1P	837	
Skyline	R31	RB30DE/T	KNI24007-1P	837	
	R32 GTS, GTS-T	RB20DET	KNI24007-1P	837	
	R33 GTS-T	RB25DET	KNI24007-1P	837	
	R34 GT-T (Pull-Type)	RB25DET	KNI25003-1P	1000	
Skyline GTR	BNR32 GTR Early model (Push-Type)	RB26DETT	KNI24007-1P	837	
	BNR32 GTR Late model (Pull-Type)	RB26DETT	KNI25003-1P	1000	
	BCNR33 GTR	RB26DETT	KNI25003-1P	1000	
Stagea	C34	RB25DET	KNI25003-1P	1000	
Renault					
Megane	RS 250 11/10-07/12	F4R.874	KRE24616-1P	824	SMF Conversion Kit incl. C/moly F/W, CSC & P/P Bolts (Converts OE DMF Kit)
	RS 265, Red Bull RB8 LE 8/12-7/15	F4R.874			
	RS 275, Trophy, Cup Premium, Trophy-R 9/14-	F4RM			

Vehicle	Model	Engine	Stage 3 Carbon Race	Torque (Nm)	Special Notes
Skoda					
Octavia RS	Eng Code. CCZA 2.0L Turbo Petrol 147KW (3/09-)	CCZA	KVV24696-1P	824	SMF Conversion Kit incl. C/moly F/W, CSC & P/P Bolts (Converts OE DMF Kit)
Subaru					
BRZ	Z1	FA20	KSU23012-1P	513	
Impreza	WRX (5-Spd) GC8, GF8, GDA, GGA	EJ20T	KSU23006-1P	887	
	WRX STI (6-Spd) GDB, GGB, GRB, GVB	EJ20T / EJ25T	KSU24001-1P	1039	
	WRX 2.5L (10/05-) GDA	EJ205	KSU23015-1P	773	
	WRX 2.0L (3/14-) GK6, GK8	FB20	KSU23015-1P	773	
Forester	SF5 / SG5 Petrol Turbo	EJ20T	KSU23006-1P	887	
	SG9, XT	EJ25T	KSU23015-1P	773	
Liberty (Legacy)	RS Turbo	EJ20G	KSU23006-1P	887	
	B4 Twin Turbo	EJ206 / EJ208	KSU23006-1P	887	
	GT, GT-B STI Turbo	EJ255	KSU23006-1P	887	
Toyota					
86	GT, GTS	4UGSE	KSU23012-1P	513	
Chaser					
Cresta Mark II	JZX90, JZX100, JZX110 (Pull-Type)	1JZ-GTE	KTY24009-1P	869	
Soarer					
MR2	SW20	3SGTE	KTY24006-1P	691	
Celica	GT4, ST185, ST205	3SGTE	KTY24006-1P	691	
Supra	JZA70	1JZ-GTE	KTY24009-1P	869	
Volkswagen					
Golf GTI	MK V (Type 5) 147KW model (Eng code. AXX, BWA)	2.0L 16V DOHC (Turbo Petrol)	KVV24696-1P	824	SMF Conversion Kit incl. C/moly F/W, CSC & P/P Bolts (Converts OE DMF Kit) (6-Bolt Flywheel) Uses Alloy Cover
Golf GTI	MK VI (Type 6) 155KW model (Eng code. CCZB)	2.0L 16V DOHC (Petrol)	KVV24698-1P	824	SMF Conversion Kit incl. C/moly F/W, CSC & P/P Bolts (Converts OE DMF Kit) (8-Bolt Flywheel) Uses Alloy Cover
Golf R	MK VI (Type 6) 188KW model (Eng code. CDLC)	2.0L 16V DOHC (Turbo Petrol)	KVV24696-1P	824	SMF Conversion Kit incl. C/moly F/W, CSC & P/P Bolts (Converts OE DMF Kit) (6-Bolt Flywheel) Uses Alloy Cover

If you don't see your vehicle listed or you have an enquiry relating to a listing in the catalogue, please call +61 8 8300 5000 (international). You can also forward all enquiries to sales@xclutchusa.com.au Alternatively please visit www.xclutchusa.com for further information.

Motorsport Clutch Kits





140MM MOTORSPORT CLUTCH KITS
COMING SOON



XClutch 184mm Race Clutch

Designed for high powered circuit, time attack or gymkhana applications, the XClutch 184mm Race Clutch offers quick shift times and a lightweight construction.



Low inertia lightweight alloy hat

High-friction ceramic material

Lightweight SFI-approved flywheel



The XClutch 184mm Race Clutch is ideal for drivers wanting a strong, high performance race clutch without having to compromise on quality. When every second counts, the 184mm Race Clutch's lightweight design is the ultimate solution.

Vehicle	Model	Engine	Single plate	Torque (Nm)	Twin plate	Torque (Nm)	Triple plate	Torque (Nm)	Special Notes
Acura									
RSX		K20			KHN18523-2E	1210			Complete Kit incl. C/moly F/W & P/P Bolts
Audi									
TT					KAU18520-2E	1210			SMF Conversion Kit incl. C/moly F/W & P/P Bolts (Converts OE DMF Kit)
BMW									
M3	E90, E92, E93	4.0L V8 (S65B40A)			KBM18531-2E	1210			SMF Conversion Kit incl. C/moly F/W & P/P Bolts (Converts OE DMF Kit)
	E36	3.0L (S50B30), 3.2L (S50B32)			KBM18530-2E	1210			SMF Conversion Kit incl. C/moly F/W & P/P Bolts (Converts OE DMF Kit)
	E46	3.2L (S54B32)			KBM18532-2E	1210			SMF Conversion Kit incl. C/moly F/W & P/P Bolts (Converts OE DMF Kit)
Z3	E36	3.2L (S50B32)			KBM18530-2E	1210			SMF Conversion Kit incl. C/moly F/W & P/P Bolts (Converts OE DMF Kit)
Chevrolet									
Camaro	Z28, Z28 SS, 5.7L V8 (98-02) 4th Gen.	LS1			KGM18630-2E	1210	KGM18630-3E	1820	Complete Kit incl. C/moly F/W, CSC & P/P Bolts
	SS, 6.2L V8 (10-14) 5th Gen.	LS3			KGM18631-2E	1210	KGM18631-3E	1820	Complete Kit incl. C/moly F/W, CSC & P/P Bolts
Corvette	C5, 5.7L V8 (97-04)	LS1			KGM18630-2E	1210	KGM18630-3E	1820	Complete Kit incl. C/moly F/W, CSC & P/P Bolts
Ford									
Falcon	BA/BF XR8	BOSS 5.4L			KFD18645-2E	1210			Complete Kit incl. C/moly F/W, CSC & P/P Bolts
	FG XR8	BOSS 5.4L			KFD18650-2E	1210	KFD18650-3E	1820	Complete Kit incl. C/moly F/W, CSC & P/P Bolts
FPV									
GT, GT-P, Pursuit, Super Pursuit	BA XR8 / BOSS 290 (3/03-9/05)	BOSS 5.4L			KFD18645-2E	1210			Complete Kit incl. C/moly F/W, CSC & P/P Bolts
GT-P, Pursuit, Super Pursuit	BF XR8 / BOSS 290/302 (10/05-5/08)	BOSS 5.4L			KFD18645-2E	1210			Complete Kit incl. C/moly F/W, CSC & P/P Bolts
GS, GT, GT-E, GT-P, Pursuit, Super Pursuit	FG XR8 / BOSS 302/315 (6/08-9/10)	BOSS 5.4L			KFD18650-2E	1210	KFD18650-3E	1820	Complete Kit incl. C/moly F/W, CSC & P/P Bolts
Holden									
Commodore	VT S2-VZ V8 incl. Berlina, SS, SS-Z, SV8 (6/99-1/07)	LS1 (GENIII)			KGM18630-2E	1210	KGM18630-3E	1820	Complete Kit incl. C/moly F/W, CSC & P/P Bolts
	VE S1 incl. Berlina, SS, SS-V (8/06-8/10)	LS2 / LS3 (L98)							Complete Kit incl. C/moly F/W, CSC & P/P Bolts
	VE S2 (6/09-8/10)	LS3 (L98)			KGM18631-2E	1210	KGM18631-3E	1820	
	VE S2 incl. Berlina, SS, SS-V, Sportswagon (9/10-12/11)	LS3 (L77)							
Honda									
Civic	EK4/9 VTiR, SiR, Si, Type R	B16A/B	KHN18522-1E	610	KHN18522-2E	1210			Complete Kit incl. C/moly F/W & P/P Bolts
	EP3	K20A			KHN18523-2E	1210			Complete Kit incl. C/moly F/W & P/P Bolts
CRX	FB2, FD1, FK2 1.8L	R18Z			KHN18525-2E	1210			Complete Kit incl. C/moly F/W & P/P Bolts
	FWD 1.6L (84-87)	D16A	KHN18521-1E	610	KHN18521-2E	1210			Complete Kit incl. C/moly F/W & P/P Bolts
Fit (Jazz)	GD3/GD8 1.5L (12/02-1/09)	L15A			KHN18526-2E	1210			Complete Kit incl. C/moly F/W & P/P Bolts
	GK5 1.5L 7/14-	L15Z	KHN18530-1E	610					
Integra	DC2, Type R	B18C	KHN18522-1E	610	KHN18522-2E	1210			Complete Kit incl. C/moly F/W & P/P Bolts
Prelude	4WS, Type S, SiR, Xi 2.2L (91-02)	H22A			KHN18524-2E	1210			Complete Kit incl. C/moly F/W & P/P Bolts
S2000	AP1/2	F20C			KHN18629-2E	1210			Complete Kit incl. C/moly F/W & P/P Bolts (XClutch Conv. Cylinder to convert to Push-Type)
HSV									
Clubsport/RB, Coupe, GTS, Maloo / RB, Senator	VT-VZ V8 (6/99-1/07)	LS1 (GENIII)			KGM18630-2E	1210	KGM18630-3E	1820	Complete Kit incl. C/moly F/W, CSC & P/P Bolts

Vehicle	Model	Engine	Single plate	Torque (Nm)	Twin plate	Torque (Nm)	Triple plate	Torque (Nm)	Special Notes
HSV									
Clubsport R8, GTS, Maloo R8, Senator	VE V8 (8/06-3/08)	LS2 / LS3 (L98)			KGM18631-2E	1210	KGM18631-3E	1820	Complete Kit incl. C/moly F/W, CSC & P/P Bolts
Clubsport R8, GTS, Maloo R8, Senator	VE V8 (4/08-2/10)	LS3 (L98)			KGM18631-2E	1210	KGM18631-3E	1820	Complete Kit incl. C/moly F/W, CSC & P/P Bolts
W427	VE V8 (7/08-9/09)	LS7			KGM18631-2E	1210	KGM18631-3E	1820	Complete Kit incl. C/moly F/W, CSC & P/P Bolts
Clubsport R8, GTS, Maloo GXP / R8, Senator	VE V8 (2/10-8/11)	LS3 (L98)			KGM18631-2E	1210	KGM18631-3E	1820	Complete Kit incl. C/moly F/W, CSC & P/P Bolts
Hyundai									
Genesis	2.0L Petrol Turbo (2010-)	G4KF			KHD18520-2E	1210			
Mazda									
MX5	NB, NB8C, Petrol Turbo model incl.	BP, BPT			KMZ18523-2E	1210			Complete Kit incl. C/moly F/W & P/P Bolts
	NC, NCEC	LFDE 2.0L			KMZ18525-2E	1210			Complete Kit incl. C/moly F/W & P/P Bolts
RX7	FD3S	13B			KMZ18680-2E	1210			Complete Kit incl. C/moly F/W & P/P Bolts (XClutch Conv. Cylinder to convert to Push-Type)
Mitsubishi									
Lancer GSR	CC model	4G93T	KMI18526-1E	610	KMI18526-2E	1210			Complete Kit incl. C/moly F/W & P/P Bolts
Lancer EVO	EVO 1, 2, 3	4G63T (7 Bolt crank)			KMI18524-2E	1210			Complete Kit incl. C/moly F/W & P/P Bolts (7 Bolt Crank)
	EVO 1, 2, 3	4G63T (6 Bolt crank)			KMI18525-2E	1210			Complete Kit incl. C/moly F/W & P/P Bolts (6 Bolt Crank)
	EVO 4, 5, 6	4G63T			KMI18522-2E	1210	KMI18522-3E	1820	Complete Kit incl. C/moly F/W & P/P Bolts (Push-Type Conversion)
					KMI18622-2E				Complete Kit incl. C/moly F/W & P/P Bolts (XClutch Conv. Cylinder to convert to Push-Type)
	EVO 7, 8, 9				KMI18522-2E	1210	KMI18522-3E	1820	Complete Kit incl. C/moly F/W & P/P Bolts (Push-Type Conversion)
EVO X	4B11T			KMI18523-2E	1210	KMI18523-3E	1820	Complete Kit incl. C/moly F/W & P/P Bolts (Push-Type Conversion)	
				KMI18683-2E				Complete Kit incl. C/moly F/W & P/P Bolts (XClutch Conv. Cylinder to convert to Push-Type)	
Nissan									
180SX	180SX	SR20DET			KNI18521-2E	1210	KNI18521-3E	1820	Complete Kit incl. C/moly F/W & P/P Bolts
240Z / 260Z	L Series 1975- onwards	L24			KNI18526-2E	1210			Complete Kit incl. C/moly F/W & P/P Bolts
Cefiro	A31	RB20DET			KNI18520-2E	1210	KNI18520-3E	1820	Complete Kit incl. C/moly F/W & P/P Bolts
Fairlady / 300ZX	Z32 Twin Turbo	VG30DETT			KNI18528-2E	1210			Complete Kit incl. C/moly F/W & P/P Bolts
Pulsar (FWD)	N14 2.0L, inc. SSS	SR20DE			KNI18524-2E	1210			Complete Kit incl. C/moly F/W & P/P Bolts
	N15 2.0L, inc. SSS								
Silvia	S13	SR20DET			KNI18521-2E	1210	KNI18521-3E	1820	Complete Kit incl. C/moly F/W & P/P Bolts
	S13	CA18DET			KNI18525-2E	1210			Complete Kit incl. C/moly F/W & P/P Bolts
	S14	SR20DET			KNI18521-2E	1210	KNI18521-3E	1820	Complete Kit incl. C/moly F/W & P/P Bolts
Skyline	R31	RB30DE/T			KNI18520-2E	1210	KNI18520-3E	1820	Complete Kit incl. C/moly F/W & P/P Bolts
	R32 GTS, GTS-T	RB20DET			KNI18520-2E	1210	KNI18520-3E	1820	Complete Kit incl. C/moly F/W & P/P Bolts
	R33 GTS-T	RB25DET			KNI18520-2E	1210	KNI18520-3E	1820	Complete Kit incl. C/moly F/W & P/P Bolts
	R34 GT-T (Pull-Type)	RB25DET			KNI18526-2E	1210			Complete Kit incl. C/moly F/W & P/P Bolts (Push-Type Conversion)

Vehicle	Model	Engine	Single plate	Torque (Nm)	Twin plate	Torque (Nm)	Triple plate	Torque (Nm)	Special Notes
Nissan									
Skyline GTR	BNR32 GTR Early model (Push-Type)	RB26DETT			KNI18520-2E	1210	KNI18520-3E	1820	Complete Kit incl. C/moly F/W & P/P Bolts
	BNR32 GTR Late model (Pull-Type)	RB26DETT			KNI18526-2E	1210			Complete Kit incl. C/moly F/W & P/P Bolts (Push-Type Conversion)
	BCNR33 GTR	RB26DETT			KNI18526-2E	1210			Complete Kit incl. C/moly F/W & P/P Bolts (Push-Type Conversion)
350Z	Z33 -01/05	VQ35DE			KNI18523-2E	1210			SMF Conversion Kit incl. C/moly F/W & P/P Bolts (Converts OE DMF Kit)
Subaru									
BRZ	Z1	FA20			KSU18523-2E	1210			Complete Kit incl. C/moly F/W & P/P Bolts
Impreza	WRX (5-Spd) GC8, GF8, GDA, GGA	EJ20T			KSU18520-2E	1210			Complete Kit incl. C/moly F/W & P/P Bolts (Push-Type Conversion)
	WRX STI (6-Spd) GDB, GGB, GRB, GVB	EJ20T / EJ25T			KSU18521-2E	1210			Complete Kit incl. C/moly F/W & P/P Bolts (Push-Type Conversion)
	WRX 2.5L (10/05-) GDA	EJ205			KSU18526-2E	1210			Complete Kit incl. C/moly F/W & P/P Bolts
	WRX 2.0L (3/14-) GK6, GK8	FB20			KSU18526-2E	1210			Complete Kit incl. C/moly F/W & P/P Bolts
Forester	SF5 / SG5 Petrol Turbo	EJ20T			KSU18520-2E	1210			Complete Kit incl. C/moly F/W & P/P Bolts (Push-Type Conversion)
	SG9, XT	EJ25T			KSU18526-2E	1210			Complete Kit incl. C/moly F/W & P/P Bolts
Liberty (Legacy)	RS Turbo	EJ20G			KSU18520-2E	1210			Complete Kit incl. C/moly F/W & P/P Bolts (Push-Type Conversion)
	B4 Twin Turbo	EJ206 / EJ208			KSU18520-2E	1210			Complete Kit incl. C/moly F/W & P/P Bolts (Push-Type Conversion)
	GT, GT-B STI Turbo	EJ255			KSU18520-2E	1210			Complete Kit incl. C/moly F/W & P/P Bolts (Push-Type Conversion)
Suzuki									
Swift	Sport 1.6L (05-11)	M16A	KSZ18520-1E	610	KSZ18520-2E	1210			Complete Kit incl. C/moly F/W & P/P Bolts
	inc. Sport 1.5L (03-11)	M15A	KSZ18521-1E	610					Complete Kit incl. C/moly F/W & P/P Bolts
Toyota									
86	GT, GTS	4UGSE			KSU18523-2E	1210			Complete Kit incl. C/moly F/W & P/P Bolts
Corolla / Sprinter	AE86 RWD	4A-GE			KTY18523-2E	1210			Complete Kit incl. C/moly F/W & P/P Bolts
Corolla	ZZE122 1.8L FWD	1ZZFE			KTY18521-2E	1210			Complete Kit incl. C/moly F/W & P/P Bolts
	ZZE123, Sportivo 1.8L FWD	2ZZGE			KTY18522-2E	1210			Complete Kit incl. C/moly F/W & P/P Bolts
MR2	SW20	3SGTE			KTY18520-2E	1210			Complete Kit incl. C/moly F/W & P/P Bolts
Celica	GT4, ST185, ST205	3SGTE			KTY18520-2E	1210			Complete Kit incl. C/moly F/W & P/P Bolts
Vauxhall									
Monaro	VXR -05	5.7L LS1			KGM18630-2E	1210	KGM18630-3E	1820	Complete Kit incl. C/moly F/W, CSC & P/P Bolts
	VXR8 -12/11	6.0L LS2			KGM18631-2E	1210	KGM18631-3E	1820	Complete Kit incl. C/moly F/W, CSC & P/P Bolts

If you don't see your vehicle listed or you have an enquiry relating to a listing in the catalogue, please call +61 8 8300 5000 (international). You can also forward all enquiries to sales@xclutchusa.com.au Alternatively please visit www.xclutchusa.com for further information.

184MM (7.25") SINTERED SINGLE PLATE

184MM (7.25") SINTERED SINGLE PLATE

TECHNICAL SPECIFICATIONS

TECHNICAL DRAWING

Ø 184MM SINTERED SINGLE PLATE

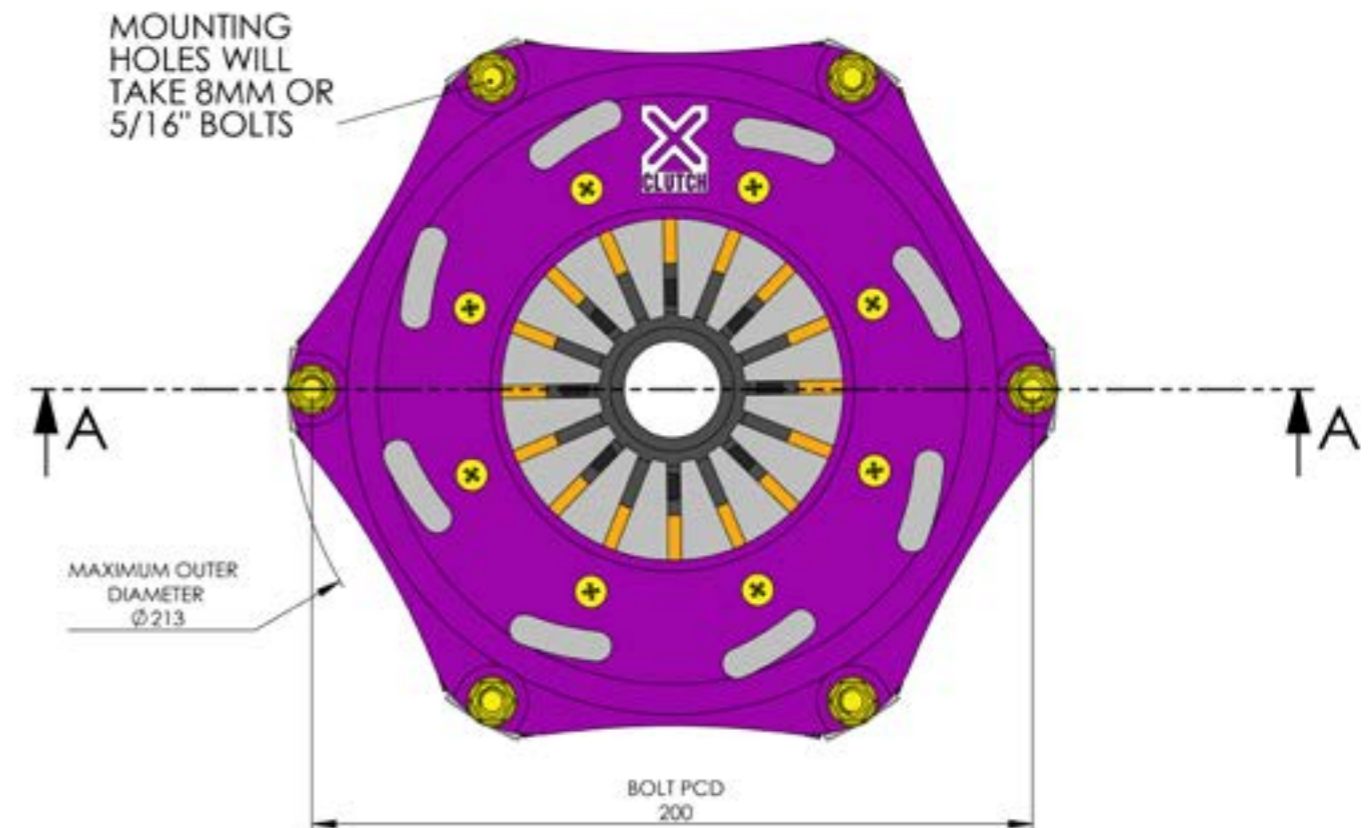
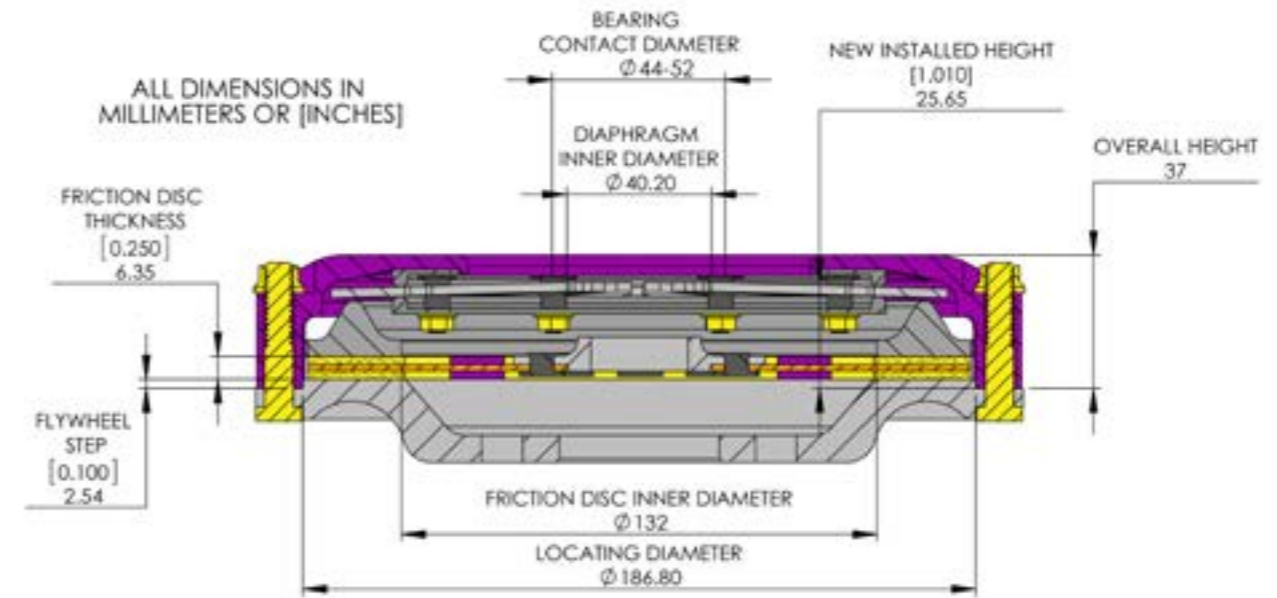
TECHNICAL SPECS:

	Ø184mm Light Diaphragm (2.6mm)	Ø184mm Heavy Diaphragm (2.8mm)
Clamping Force	950kg	1080kg
Torque Capacity	535Nm	610Nm
Bearing Contact Diameter	44-52mm	
Bearing Load (@ 44mm)	210kg	260kg
Release Travel Required	5mm	
Assembly Mass (without flywheel)	3.10kg	
Disc Set Static Mass	0.6kg	
Friction Thickness New	6.35mm (0.250")	
Friction Thickness Worn	5.58mm (0.220")	



REPLACEMENT PARTS:

Light Diaphragm Alloy Hat Assembly (2.6mm)	185-10B-PPS-L
Heavy Diaphragm Alloy Hat Assembly (2.8mm)	185-10B-PPS
Pressure Plate Casting	185-10B-PPC
Pressure Plate Bolt	BOLT-8X1.25X40
Pressure Plate Washer	WASHER-8mm-C
Pressure Plate Stud Kit	95-010 (37.3mm Underhead length)



184MM (7.25") SINTERED TWIN PLATE

TECHNICAL SPECIFICATIONS

Ø 184MM SINTERED TWIN PLATE



TECHNICAL SPECS:

	Ø184mm Light Diaphragm (2.6mm)	Ø184mm Heavy Diaphragm (2.8mm)
Clamping Force	950kg	1080kg
Torque Capacity	1060Nm	1210Nm
Bearing Contact Diameter	44-52mm	
Bearing Load (@ 48mm)	210kg	260kg
Release Travel Required	5mm	
Assembly Mass (without flywheel)	4.45kg	
Disc Set Static Mass	1.1kg	
Friction Thickness New	6.35mm (0.250")	
Friction Thickness Worn	5.97mm (0.235")	

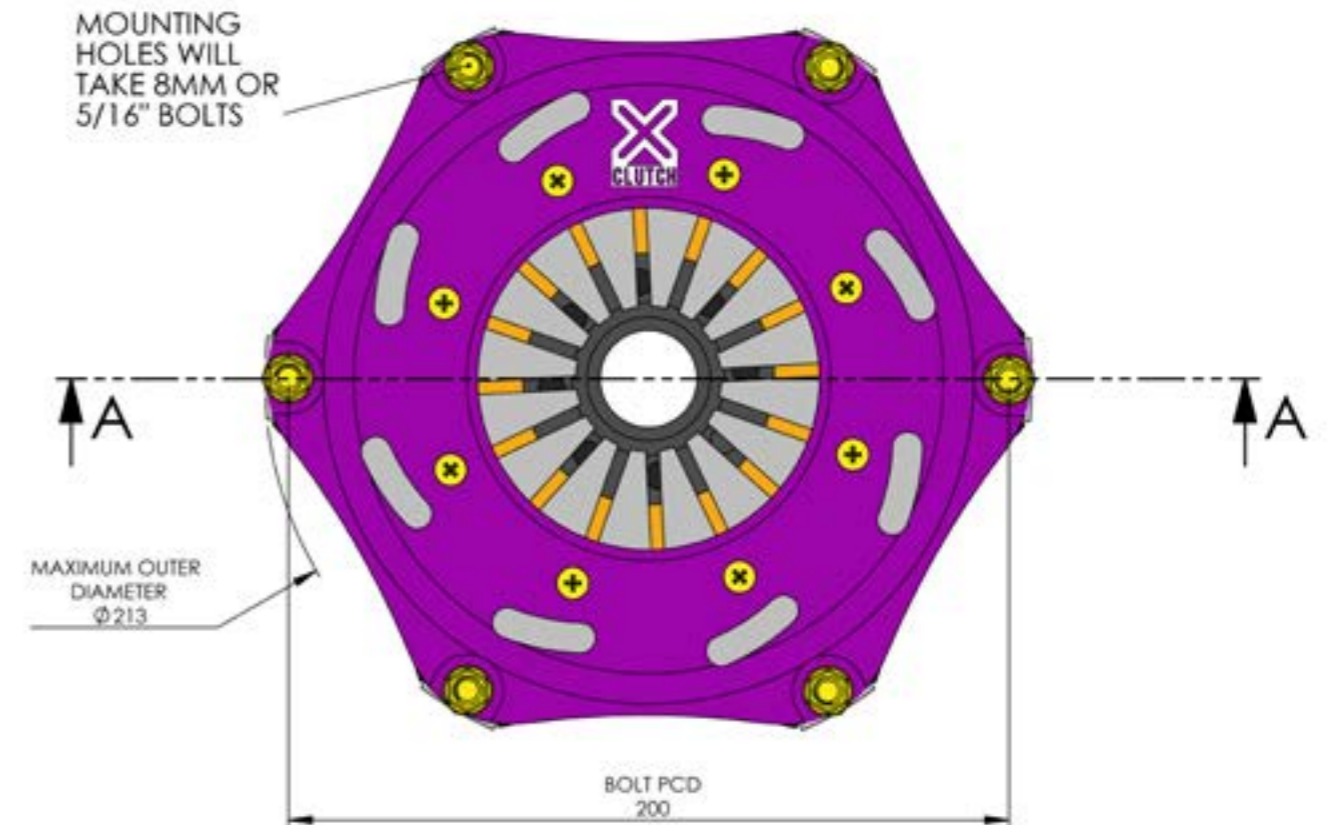
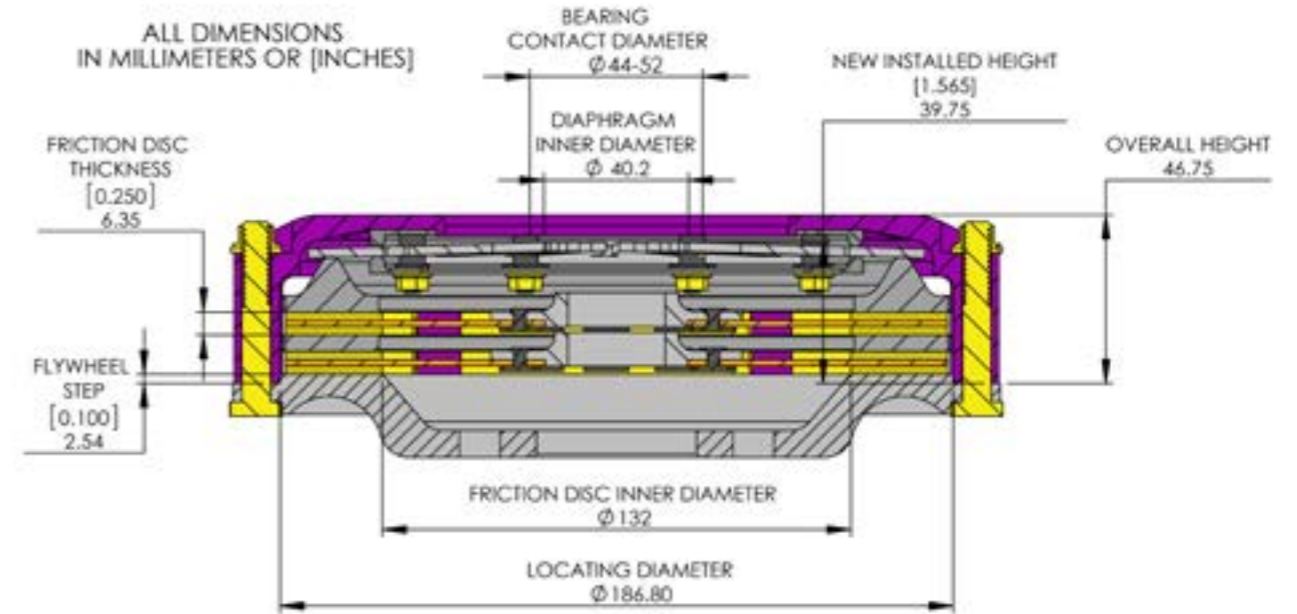


REPLACEMENT PARTS:

Light Diaphragm Alloy Hat Assembly (2.6mm)	185-10B-PP-L
Heavy Diaphragm Alloy Hat Assembly (2.8mm)	185-10B-PP
Pressure Plate Casting	185-10B-PPC
Intermediate Plate	185-10B-IP
Pressure Plate Bolt	BOLT-8X1.25X50
Pressure Plate Washer	WASHER-8mm-C
Pressure Plate Stud Kit	95-018 (53mm Underhead length)

184MM (7.25") SINTERED TWIN PLATE

TECHNICAL DRAWING



184MM (7.25") SINTERED TRIPLE PLATE

184MM (7.25") SINTERED TRIPLE PLATE

TECHNICAL SPECIFICATIONS

Ø 184MM SINTERED TRIPLE PLATE



TECHNICAL SPECS:

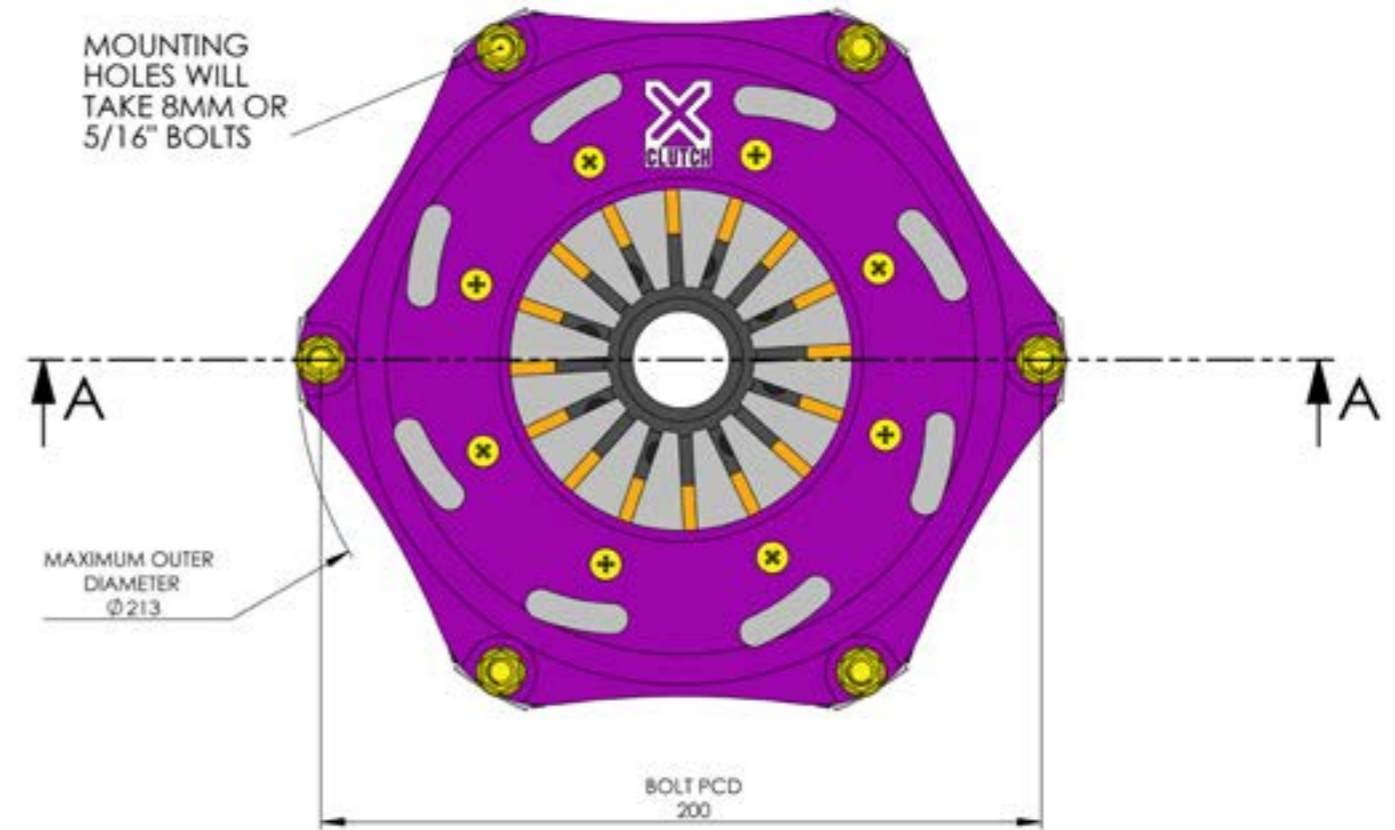
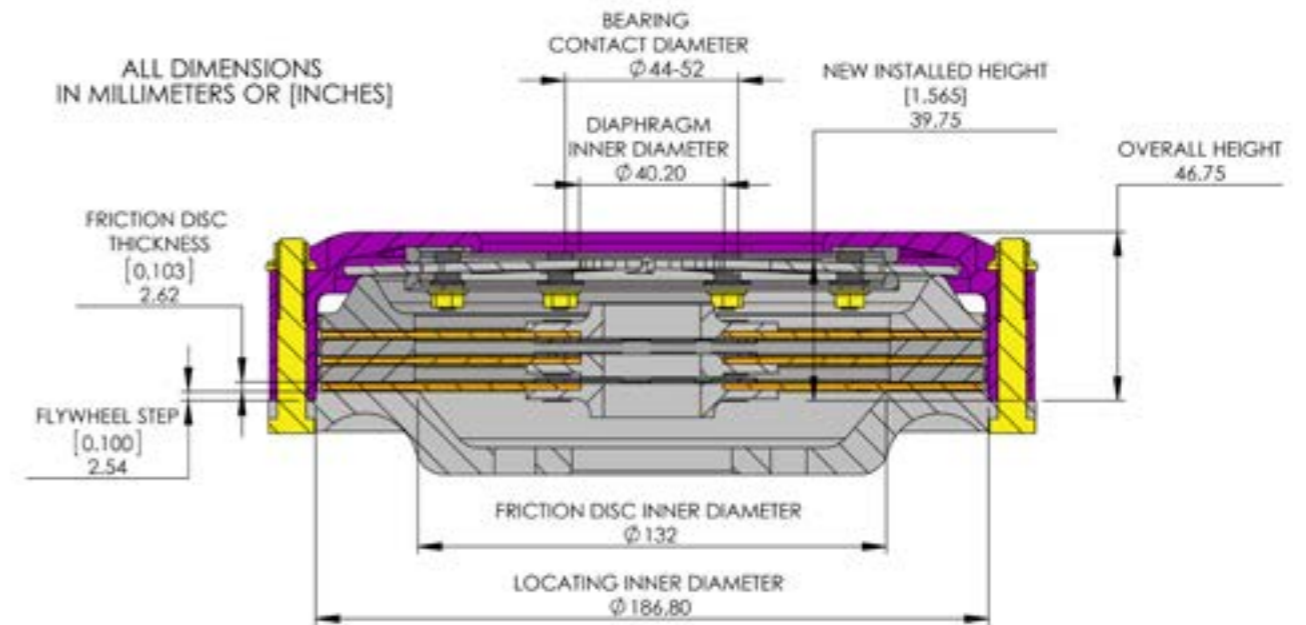
	Ø184mm Light Diaphragm (2.6mm)	Ø184mm Heavy Diaphragm (2.8mm)
Clamping Force	950kg	1080kg
Torque Capacity	1600Nm	1820Nm
Bearing Contact Diameter	44-52mm	
Bearing Load (@ 44mm)	210kg	260kg
Release Travel Required	5mm	
Assembly Mass (without flywheel)	4.75kg	
Disc Set Static Mass	1.2kg	
Friction Thickness New	2.6mm (0.103")	
Friction Thickness Worn	2.36mm (0.093")	



REPLACEMENT PARTS:


Light Diaphragm Alloy Hat Assembly (2.6mm)	185-10B-PP-L
Heavy Diaphragm Alloy Hat Assembly (2.8mm)	185-10B-PP
Pressure Plate Casting	185-10B-PPC
Intermediate Plate	185-10B-IP
Pressure Plate Bolt	BOLT-8X1.25X50
Pressure Plate Washer	WASHER-8mm-C
Pressure Plate Stud Kit	95-018 (53mm Underhead length)

TECHNICAL DRAWING



XCLUTCH 184MM SPRUNG RACE CLUTCH

Designed for high powered circuit, time attack or gymkhana applications, the XClutch 184mm Race Clutch offers quick shift times and a lightweight construction.



sfi
SFI
FOUNDATION
INC.


The XClutch 184mm Race Clutch is ideal for drivers wanting a strong, high performance race clutch without having to compromise on quality. When every second counts, the 184mm Race Clutch's lightweight design is the ultimate solution.

Vehicle	Model	Engine	Twin Sprung	Torque (Nm)	Special Notes
Acura					
RSX		K20	KHN18523-2B	1210	Complete Kit incl. C/moly F/W & P/P Bolts
Honda					
Civic	EK4/9 VTiR, SiR, Si, Type R	B16A/B	KHN18522-2B	1210	Complete Kit incl. C/moly F/W & P/P Bolts
	EP3	K20A	KHN18523-2B	1210	Complete Kit incl. C/moly F/W & P/P Bolts
CRX	FWD 1.6L (84-87)	D16A	KHN18521-2B	1210	Complete Kit incl. C/moly F/W & P/P Bolts
Mitsubishi					
Lancer EVO	EVO 4, 5, 6	4G63T	KMI18522-2B	1210	Complete Kit incl. C/moly F/W & P/P Bolts (Push-Type Conversion)
	EVO 7, 8, 9		KMI18522-2B	1210	Complete Kit incl. C/moly F/W & P/P Bolts (Push-Type Conversion)
Nissan					
Fairlady / 300ZX	Z32 Twin Turbo	VG30DETT	KNI18528-2B	1210	Complete Kit incl. C/moly F/W & P/P Bolts
	350Z	Z33 (1/02-3/07)	VQ35DE	1210	SMF Conversion Kit incl. C/moly F/W & P/P Bolts (Converts OE DMF Kit)
Subaru					
Impreza	WRX (5-Spd) GC8, GF8, GDA, GGA	EJ20T	KSU18520-2B	1210	Complete Kit incl. C/moly F/W & P/P Bolts (Push-Type Conversion)
	WRX STI (6-Spd) GDB, GGB, GRB, GVB	EJ20T / EJ25T	KSU18521-2B	1210	
Forester	SF5 / SG5 Petrol Turbo	EJ20T	KSU18520-2B	1210	Complete Kit incl. C/moly F/W & P/P Bolts (Push-Type Conversion)
Liberty (Legacy)	RS Turbo	EJ20G	KSU18520-2B	1210	Complete Kit incl. C/moly F/W & P/P Bolts (Push-Type Conversion)
	B4 Twin Turbo	EJ206 / EJ208	KSU18520-2B	1210	Complete Kit incl. C/moly F/W & P/P Bolts (Push-Type Conversion)
	GT, GT-B STI Turbo	EJ255	KSU18520-2B	1210	Complete Kit incl. C/moly F/W & P/P Bolts (Push-Type Conversion)
Suzuki					
Swift Sport	1.6L (05-11)	M16A	KSZ18520-2B	1210	Complete Kit incl. C/moly F/W & P/P Bolts
Toyota					
MR2	SW20	3SGTE	KTY18520-2B	1210	Complete Kit incl. C/moly F/W & P/P Bolts
Celica	GT4, ST185, ST205	3SGTE	KTY18520-2B	1210	Complete Kit incl. C/moly F/W & P/P Bolts

If you don't see your vehicle listed or you have an enquiry relating to a listing in the catalogue, please call +61 8 8300 5000 (international). You can also forward all enquiries to sales@xclutchusa.com.au Alternatively please visit www.xclutchusa.com for further information.

XCLUTCH 200MM RIGID RACE CLUTCH

The XClutch 200mm Rigid Race Clutch is designed for motorsport applications including drifting, circuit racing, rally and hillclimbing.



Low inertia lightweight alloy hat

High-friction ceramic material

Lightweight SFI-approved flywheel

The XClutch 200mm rigid race clutch consists of a billet chromoly flywheel, solid-centred ceramic clutch plates, cover assembly, thrust bearing & carrier or internal concentric slave cylinder (CSC).

Vehicle	Model	Engine	Single	Torque (Nm)	Twin Rigid	Torque (Nm)	Special Notes
Acura							
RSX		K20	KHN20523-1E	600			Complete Kit incl. C/moly F/W & P/P Bolts
Audi							
S3		4.2L FSI V8			KAU20520-2E	1200	SMF Conversion Kit incl. C/moly F/W & P/P Bolts (Converts OE DMF Kit)
BMW							
135i, 335i	E82-88, E90, E91, E92, E93 (8-Bolt Crank)	3.0L (N54B30)			KBM20521-2E	1200	SMF Conversion Kit incl. C/moly F/W & P/P Bolts (Converts OE DMF Kit)
320i, 325i incl. Ci, Ti	E46	2.2L (M54B22), 2.5L (M54B25)			KBM20533-2E	1200	SMF Conversion Kit incl. C/moly F/W & P/P Bolts (Converts OE DMF Kit)
335i	E90, E91, E92, E93 (6-Bolt Crank) 1/09-	3.0L (N54B30A)			KBM20524-2E	1200	SMF Conversion Kit incl. C/moly F/W & P/P Bolts (Converts OE DMF Kit)
M3	E90, E92, E93	4.0L V8 (S65B40A)			KBM20522-2E	1200	SMF Conversion Kit incl. C/moly F/W & P/P Bolts (Converts OE DMF Kit)
	E30	2.3L (S14B23), 2.5L (S14B25)			KBM20531-2E	1200	Complete Kit incl. C/moly F/W & P/P Bolts
	E36	3.0L (S50B30), 3.2L (S50B32)			KBM20530-2E	1200	SMF Conversion Kit incl. C/moly F/W & P/P Bolts (Converts OE DMF Kit)
E46	3.2L (S54B32)			KBM20523-2E	1200	SMF Conversion Kit incl. C/moly F/W & P/P Bolts (Converts OE DMF Kit)	
Z3	E36	3.2L (S50B32)			KBM20530-2E	1200	SMF Conversion Kit incl. C/moly F/W & P/P Bolts (Converts OE DMF Kit)
Z4	E89 (6-Bolt Crank)	3.0L (N54B30)			KBM20524-2E	1200	SMF Conversion Kit incl. C/moly F/W & P/P Bolts (Converts OE DMF Kit)
Honda							
Civic	EK4/9 VTiR, SiR, Si, Type R	B16A/B			KHN20522-2E	1200	Complete Kit incl. C/moly F/W & P/P Bolts
	EP3	K20A	KHN20523-1E	600			Complete Kit incl. C/moly F/W & P/P Bolts
	FB2, FD1, FK2 1.8L	R18Z			KHN20525-2E	1200	Complete Kit incl. C/moly F/W & P/P Bolts
CRX FWD 1.6L (84-87)		D16A	KHN20520-1E	600			Complete Kit incl. C/moly F/W & P/P Bolts
Fit (Jazz)	GD3/GD8 1.5L (12/02-1/09)	L15A	KHN20526-1E	600			Complete Kit incl. C/moly F/W & P/P Bolts
Integra	DC2, Type R	B18C	KHN20522-1E	600	KHN20522-2E	1200	Complete Kit incl. C/moly F/W & P/P Bolts
Prelude	4WS, Type S, SiR, Xi 2.2L (91-02)	H22A			KHN20524-2E	1200	Complete Kit incl. C/moly F/W & P/P Bolts
Hyundai							
Genesis	2.0L Petrol Turbo (2010-)	G4KF			KHD20620-2E	1200	Complete Kit incl. C/moly F/W, CSC & P/P Bolts
					KHD21620-2E	1200	Complete Kit incl. C/moly F/W & P/P Bolts (215mm Upgrade)
Lexus							
IS200	2.0L Petrol RWD GXE10R (3/99-10/05)	1GFE			KLX20520-2E	1200	Complete Kit incl. C/moly F/W & P/P Bolts
Mazda							
626	FS 2.0L (92-02)	FS			KMZ20520-2E	1200	Complete Kit incl. C/moly F/W & P/P Bolts
MX5	NC, NCEC	LFDE 2.0L			KMZ20525-2E	1200	Complete Kit incl. C/moly F/W & P/P Bolts
			FC3S	13B-T		KMZ20526-2E	1200
RX7	FD3S	13B			KMZ20680-2E	1200	Complete Kit incl. C/moly F/W & P/P Bolts (XClutch Conv. Cylinder to convert to Push-Type)
						KMZ20581-2E	1200
RX8	SE3P	13B					Complete Kit incl. C/moly F/W & P/P Bolts
Mini							
Cooper S	Cabrio, JCW, Petrol Supercharged R52-53	1.6L (W11B16)			KMC20520-2E	1200	SMF Conversion Kit incl. C/moly F/W & P/P Bolts (Converts OE DMF Kit)
Mitsubishi							
Lancer GSR	CC model	4G93T	KMI20521-1E	600	KMI20521-2E	1200	Complete Kit incl. C/moly F/W & P/P Bolts

Vehicle	Model	Engine	Single	Torque (Nm)	Twin Rigid	Torque (Nm)	Special Notes
Mitsubishi							
Lancer EVO	EVO 4, 5, 6	4G63T			KMI20522-2E	1200	Complete Kit incl. C/moly F/W & P/P Bolts (Push-Type Conversion)
					KMI20622-2E	1200	Complete Kit incl. C/moly F/W & P/P Bolts (XClutch Conv. Cylinder to convert to Push-Type)
	EVO 7, 8, 9				KMI20522-2E	1200	Complete Kit incl. C/moly F/W & P/P Bolts (Push-Type Conversion)
					KMI20622-2E	1200	Complete Kit incl. C/moly F/W & P/P Bolts (XClutch Conv. Cylinder to convert to Push-Type)
EVO X	4B11T			KMI20523-2E	1200	Complete Kit incl. C/moly F/W & P/P Bolts (Push-Type Conversion)	
				KMI20683-2E	1200	Complete Kit incl. C/moly F/W & P/P Bolts (XClutch Conv. Cylinder to convert to Push-Type)	
Nissan							
180SX	180SX	SR20DET			KNI20521-2E	1200	Complete Kit incl. C/moly F/W & P/P Bolts
Cefiro	A31	RB20DET			KNI20520-2E	1200	Complete Kit incl. C/moly F/W & P/P Bolts
Juke	F15, 1.6L Turbo Petrol (11/10-)	MR16DDT			KNI20532-2E	1200	SMF Conversion Kit incl. C/moly F/W & P/P Bolts (Converts OE DMF Kit)
Pulsar (FWD)	N14 2.0L, inc. SSS	SR20DE			KNI20524-2E	1200	Complete Kit incl. C/moly F/W & P/P Bolts
	N15 2.0L, inc. SSS						
	N16 1.8L	QG18DE					
	B17/C12, 1.6L Turbo Petrol (6/13-)	MR16DDT			KNI20632-2E	1200	SMF Conversion Kit incl. C/moly F/W, CSC & P/P Bolts (Converts OE DMF Kit)
Silvia	S13	SR20DET			KNI20521-2E	1200	Complete Kit incl. C/moly F/W & P/P Bolts
	S14	SR20DET			KNI20521-2E	1200	Complete Kit incl. C/moly F/W & P/P Bolts
Silvia / 200SX	S15	SR20DET			KNI20522-2E	1200	SMF Conversion Kit incl. C/moly F/W, F/W & P/P Bolts (Converts OE DMF Kit)
Skyline	R31	RB30DE/T			KNI20520-2E	1200	Complete Kit incl. C/moly F/W & P/P Bolts
	R32 GTS, GTS-T	RB20DET			KNI20520-2E	1200	Complete Kit incl. C/moly F/W & P/P Bolts
	R33 GTS-T	RB25DET			KNI20520-2E	1200	Complete Kit incl. C/moly F/W & P/P Bolts
	R34 GT-T (Pull-Type)	RB25DET			KNI20526-2E	1200	Complete Kit incl. C/moly F/W & P/P Bolts (Push-Type Conversion)
Skyline GTR	BNR32 GTR Early model (Push-Type)	RB26DETT			KNI20520-2E	1200	Complete Kit incl. C/moly F/W & P/P Bolts
	BNR32 GTR Late model (Pull-Type)	RB26DETT			KNI20526-2E	1200	Complete Kit incl. C/moly F/W & P/P Bolts (Push-Type Conversion)
	BCNR33 GTR	RB26DETT			KNI20526-2E	1200	Complete Kit incl. C/moly F/W & P/P Bolts (Push-Type Conversion)
350Z	Z33 -01/05	VQ35DE			KNI20523-2E	1200	SMF Conversion Kit incl. C/moly F/W & P/P Bolts (Converts OE DMF Kit)
Skoda							
Octavia RS	Eng Code. CCZA 2.0L Turbo Petrol 147KW (3/09-)	CCZA			KAU20521-2E	1200	SMF Conversion Kit incl. C/moly F/W & P/P Bolts (Converts OE DMF Kit)
Subaru							
BRZ	Z1	FA20			KSU20526-2E	1200	Complete Kit incl. C/moly F/W & P/P Bolts
Impreza	WRX (5-Spd) GC8, GF8, GDA, GGA	EJ20T			KSU20520-2E	1200	Complete Kit incl. C/moly F/W & P/P Bolts (Push-Type Conversion)
	WRX STI (6-Spd) GDB, GGB, GRB, GVB	EJ20T / EJ25T			KSU20521-2E	1200	Complete Kit incl. C/moly F/W & P/P Bolts (Push-Type Conversion)
	WRX 2.5L (10/05-) GDA	EJ205			KSU20522-2E	1200	Complete Kit incl. C/moly F/W & P/P Bolts
	WRX 2.0L (3/14-) GK6, GK8	FB20			KSU20522-2E	1200	Complete Kit incl. C/moly F/W & P/P Bolts
Forester	SF5 / SG5 Petrol Turbo	EJ20T			KSU20520-2E	1200	Complete Kit incl. C/moly F/W & P/P Bolts (Push-Type Conversion)
	SG9, XT	EJ25T			KSU20522-2E	1200	Complete Kit incl. C/moly F/W & P/P Bolts
Liberty (Legacy)	RS Turbo	EJ20G			KSU20520-2E	1200	Complete Kit incl. C/moly F/W & P/P Bolts (Push-Type Conversion)
	B4 Twin Turbo	EJ206 / EJ208			KSU20520-2E	1200	Complete Kit incl. C/moly F/W & P/P Bolts (Push-Type Conversion)
	GT, GT-B STI Turbo	EJ255			KSU20520-2E	1200	Complete Kit incl. C/moly F/W & P/P Bolts (Push-Type Conversion)

Vehicle	Model	Engine	Single	Torque (Nm)	Twin Rigid	Torque (Nm)	Special Notes
Toyota							
86	GT, GTS	4UGSE			KSU20526-2E	1200	Complete Kit incl. C/moly F/W & P/P Bolts
Chaser	JZX90, JZX100, JZX110 (Pull-Type)	1JZ-GTE			KTY20530-2E	1200	Complete Kit incl. C/moly F/W & P/P Bolts (Push-Type Conversion)
Cresta Mark II							
Soarer							
MR2	SW20	3SGTE			KTY20520-2E	1200	Complete Kit incl. C/moly F/W & P/P Bolts
Celica	GT4, ST185, ST205	3SGTE			KTY20520-2E	1200	Complete Kit incl. C/moly F/W & P/P Bolts
	JZA70	1JZ-GTE			KTY20530-2E	1200	Complete Kit incl. C/moly F/W & P/P Bolts (Push-Type Conversion)
Supra	JZA80 Twin-Turbo (6-Spd)	2JZ-GTE			KTY20531-2E	1200	Complete Kit incl. C/moly F/W & P/P Bolts (XClutch Conv. Cylinder to convert to Push-Type)
					KTY20682-2E	1200	Complete Kit incl. C/moly F/W & P/P Bolts (XClutch Conv. Cylinder to convert to Push-Type) *Converts OE DMF Kit
Volkswagen							
Golf GTI	MK V (Type 5) 147KW model (Eng code. AXJ, BWA)	2.0L 16V DOHC (Turbo Petrol)			KVW20520-2E	1200	
Golf GTI	MK VI (Type 6) 155KW model (Eng code. CCZB)	2.0L 16V DOHC (Petrol)			KVW20521-2E	1200	SMF Conversion Kit incl. C/moly F/W & P/P Bolts (Converts OE DMF Kit)
Golf R	MK VI (Type 6) 188KW model (Eng code. CDLC)	2.0L 16V DOHC (Turbo Petrol)			KVW20520-2E	1200	

If you don't see your vehicle listed or you have an enquiry relating to a listing in the catalogue, please call +61 8 8300 5000 (international). You can also forward all enquiries to sales@xclutchusa.com.au Alternatively please visit www.xclutchusa.com for further information.



200MM (8") CERAMIC SINGLE PLATE

TECHNICAL SPECIFICATIONS

Ø 200MM CERAMIC SINGLE PLATE



TECHNICAL SPECS:

Clamping Force	1000kg
Torque Capacity	600Nm
Bearing Contact Diameter	44-52mm
Bearing Load (@ 44mm)	218kg
Release Travel Required	6mm
Assembly Mass (without flywheel)	5.15kg
Disc Set Static Mass	0.9kg
Friction Thickness New	7mm (0.275")
Friction Thickness Worn	5.7mm (0.224")

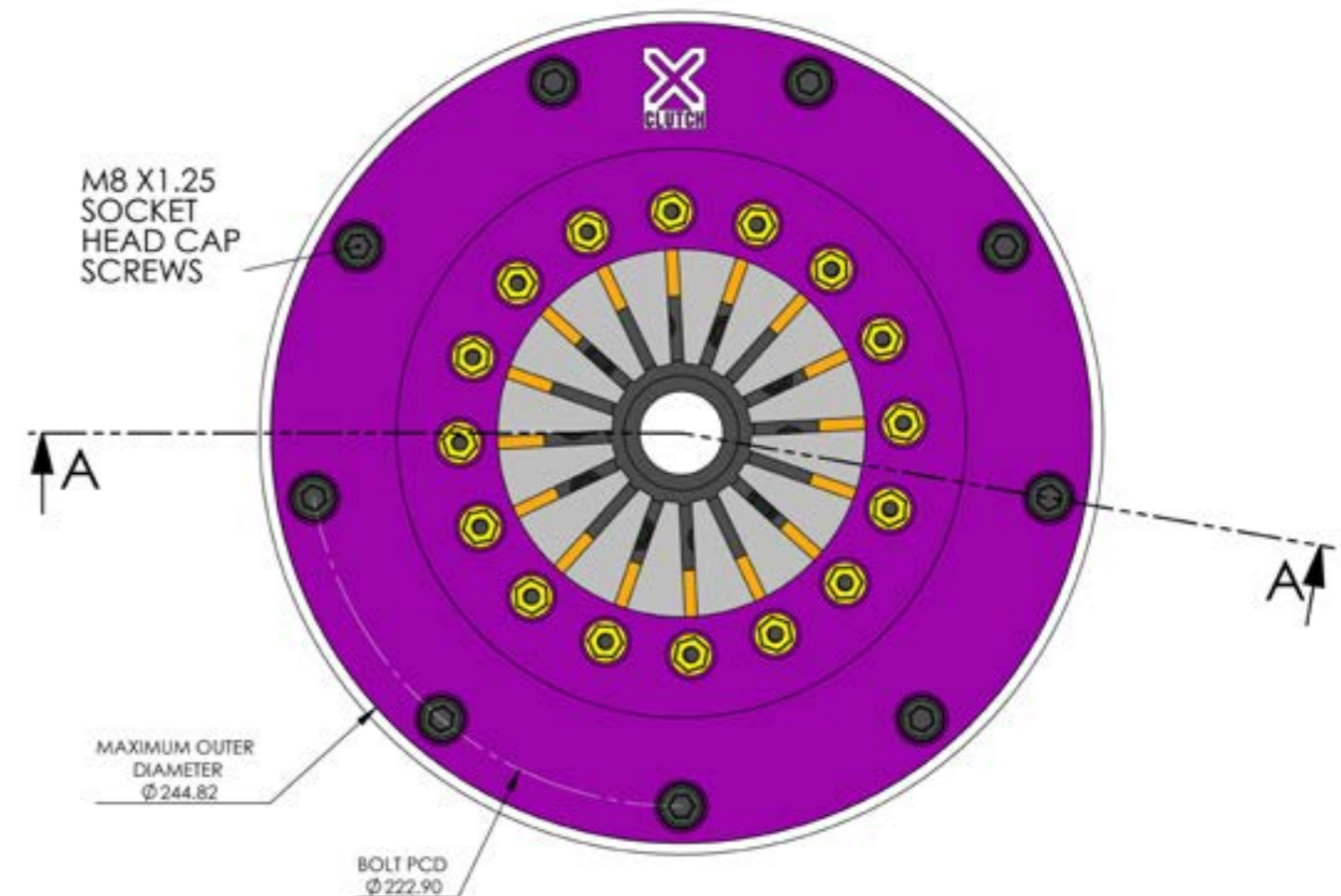
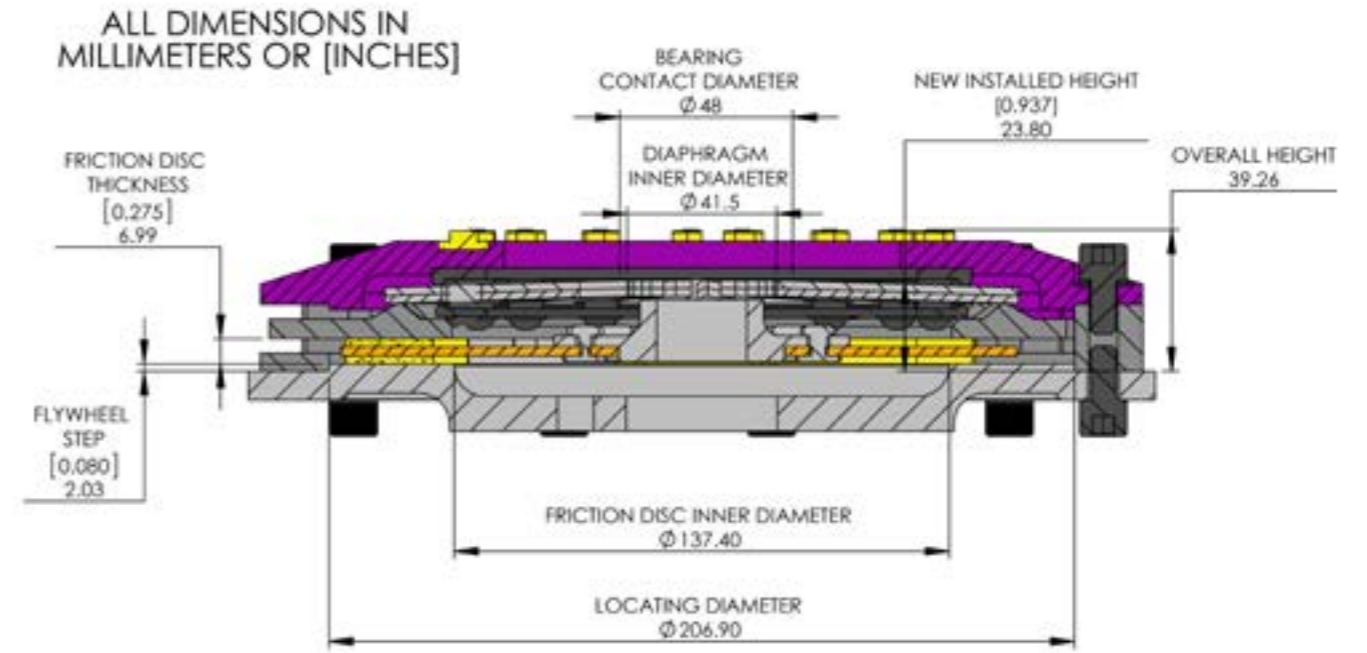


REPLACEMENT PARTS:

Alloy Hat Assembly	200-11B-PP
Pressure Plate Casting	200-11B-PPC
Adapter Ring	200-11B-PS-SSP
Pressure Plate Washer	WASHER-8MM-C
Pressure Plate Bolt	BOLT-8X1.25X16-CS

200MM (8") CERAMIC SINGLE PLATE

TECHNICAL DRAWING



200MM (8") CERAMIC TWIN PLATE

TECHNICAL SPECIFICATIONS

Ø 200MM CERAMIC TWIN PLATE



TECHNICAL SPECS:

Clamping Force	1000kg
Torque Capacity	1200Nm
Bearing Contact Diameter	44-52mm
Bearing Load (@ 44mm)	218kg
Release Travel Required	6mm
Assembly Mass (without flywheel)	7kg
Disc Set Static Mass	1.75kg
Friction Thickness New	7mm (0.275")
Friction Thickness Worn	6.48mm (0.255")

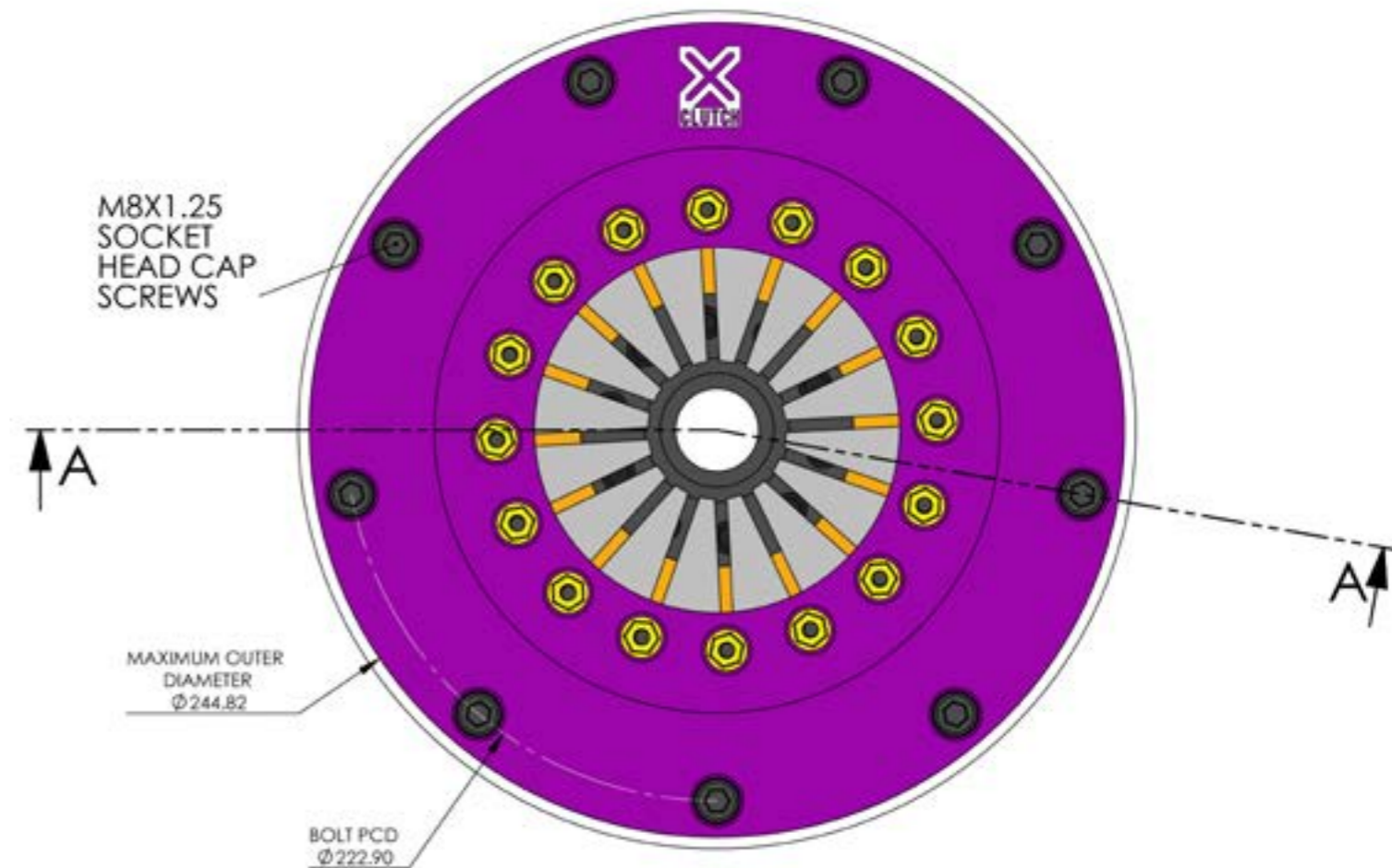
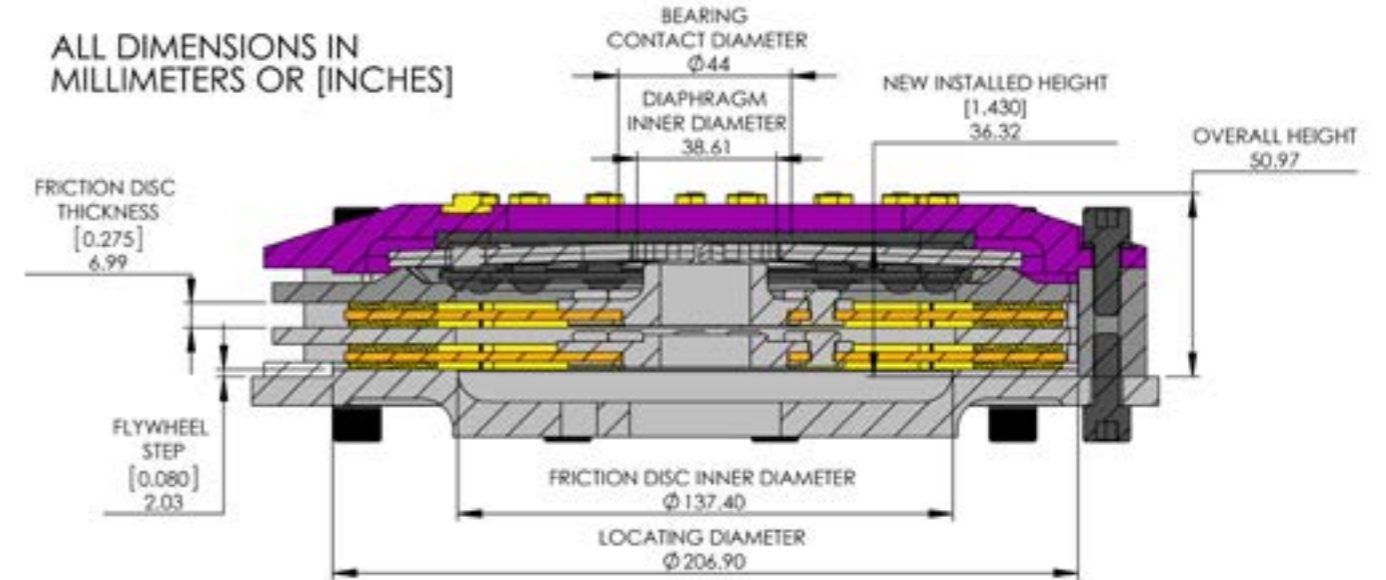


REPLACEMENT PARTS:

Alloy Hat Assembly	200-11B-PP
Pressure Plate Casting	200-11B-PPC
Intermediate Plate	200-11B-IP
Intermediate Plate (Quiet Type)	200-11B-IP-SP
Adapter Ring	200-11B-PS-SQ
Pressure Plate Washer	WASHER-8MM-C
Pressure Plate Bolt	BOLT-8X1.25X35-CS
Adapter Ring Bolt	BOLT-10x1.5x20-KT


200MM (8") CERAMIC TWIN PLATE

TECHNICAL DRAWING



XClutch 200mm Sprung Race Clutch

The XClutch 200mm Sprung Race Clutch is designed for street and track use offering exceptional performance in a variety of applications.



Low inertia lightweight alloy hat

Sprung centre

Lightweight SFI-approved flywheel

The XClutch 200mm race clutch offers an independent sprung hub that helps to absorb vibrations and rotational movement. The 200mm race clutch kits consist of a billet flywheel, sprung-centred ceramic clutch plates, cover assembly, thrust bearing & carrier or internal concentric slave cylinder (CSC).

Vehicle	Model	Engine	Twin Sprung	Torque (Nm)	Special Notes
BMW					
M3	E30	2.3L (S14B23), 2.5L (S14B25)	KBM20531-2B	1200	Complete Kit incl. C/moly F/W & P/P Bolts
	E36	3.0L (S50B30), 3.2L (S50B32)	KBM20530-2B	1200	SMF Conversion Kit incl. C/moly F/W & P/P Bolts (Converts OE DMF Kit)
Z3	E36	3.2L (S50B32)	KBM20530-2B	1200	SMF Conversion Kit incl. C/moly F/W & P/P Bolts (Converts OE DMF Kit)
Honda					
Civic	EK4/9 VTiR, SiR, Si, Type R	B16A/B	KHN20522-2B	1200	Complete Kit incl. C/moly F/W & P/P Bolts
	FB2, FD1, FK2 1.8L	R18Z	KHN20525-2B	1200	Complete Kit incl. C/moly F/W & P/P Bolts
Integra	DC2, Type R	B18C	KHN20522-2B	1200	Complete Kit incl. C/moly F/W & P/P Bolts
Prelude	4WS, Type S, SiR, Xi 2.2L (91-02)	H22A	KHN20524-2B	1200	Complete Kit incl. C/moly F/W & P/P Bolts
Hyundai					
Genesis	2.0L Petrol Turbo (2010-)	G4KF	KHD20620-2B	1200	Complete Kit incl. C/moly F/W, CSC & P/P Bolts Complete Kit incl. C/moly F/W & P/P Bolts (215mm Upgrade)
Lexus					
IS200	2.0L Petrol RWD GXE10R (3/99-10/05)	1GFE	KLX20520-2B	1200	Complete Kit incl. C/moly F/W & P/P Bolts
Mazda					
626	FS 2.0L (92-02)	FS	KMZ20520-2B	1200	Complete Kit incl. C/moly F/W & P/P Bolts
MX5	NC, NCEC	LFDE 2.0L	KMZ20525-2B	1200	Complete Kit incl. C/moly F/W & P/P Bolts
	FC3S	13B-T	KMZ20526-2B	1200	Complete Kit incl. C/moly F/W & P/P Bolts
RX7	FD3S	13B	KMZ20680-2B	1200	Complete Kit incl. C/moly F/W & P/P Bolts (XClutch Conv. Cylinder to convert to Push-Type)
Mini					
Cooper S	Cabrio, JCW, Petrol Super-charged R52-53	1.6L (W11B16)	KMC20520-2B	1200	SMF Conversion Kit incl. C/moly F/W & P/P Bolts (Converts OE DMF Kit)
Mitsubishi					
Lancer GSR	CC model	4G93T	KMI20521-2B	1200	Complete Kit incl. C/moly F/W & P/P Bolts
Lancer EVO	EVO 4, 5, 6	4G63T	KMI20522-2B	1200	Complete Kit incl. C/moly F/W & P/P Bolts (Push-Type Conversion)
			KMI20622-2B		Complete Kit incl. C/moly F/W & P/P Bolts (XClutch Conv. Cylinder to convert to Push-Type)
	EVO 7, 8, 9		KMI20522-2B	1200	Complete Kit incl. C/moly F/W & P/P Bolts (Push-Type Conversion)
			KMI20622-2B		Complete Kit incl. C/moly F/W & P/P Bolts (XClutch Conv. Cylinder to convert to Push-Type)
EVO X	4B11T	KMI20523-2B	1200	Complete Kit incl. C/moly F/W & P/P Bolts (Push-Type Conversion)	
		KMI20683-2B		Complete Kit incl. C/moly F/W & P/P Bolts (XClutch Conv. Cylinder to convert to Push-Type)	
Nissan					
180SX	180SX	SR20DET	KNI20521-2B	1200	Complete Kit incl. C/moly F/W & P/P Bolts
Cefiro	A31	RB20DET	KNI20520-2B	1200	Complete Kit incl. C/moly F/W & P/P Bolts
Pulsar (FWD)	N14 2.0L, inc. SSS	SR20DE	KNI20524-2B	1200	Complete Kit incl. C/moly F/W & P/P Bolts
	N15 2.0L, inc. SSS				
Pulsar GTiR	4WD, 2.0L Turbo Petrol	SR20DET	KNI20530-2B	1200	Complete Kit incl. C/moly F/W & P/P Bolts
Silvia	S13	SR20DET	KNI20521-2B	1200	Complete Kit incl. C/moly F/W & P/P Bolts
	S14	SR20DET	KNI20521-2B	1200	Complete Kit incl. C/moly F/W & P/P Bolts
Silvia / 200SX	S15	SR20DET	KNI20522-2B	1200	SMF Conversion Kit incl. C/moly F/W, F/W & P/P Bolts (Converts OE DMF Kit)
Skyline	R31	RB30DE/T	KNI20520-2B	1200	Complete Kit incl. C/moly F/W & P/P Bolts
	R32 GTS, GTS-T	RB20DET	KNI20520-2B	1200	Complete Kit incl. C/moly F/W & P/P Bolts
	R33 GTS-T	RB25DET	KNI20520-2B	1200	Complete Kit incl. C/moly F/W & P/P Bolts
	R34 GT-T (Pull-Type)	RB25DET	KNI20526-2B	1200	Complete Kit incl. C/moly F/W & P/P Bolts (Push-Type Conversion)
Skyline GTR	BNR32 GTR Early model (Push-Type)	RB26DETT	KNI20520-2B	1200	Complete Kit incl. C/moly F/W & P/P Bolts
	BNR32 GTR Late model (Pull-Type)	RB26DETT	KNI20526-2B	1200	Complete Kit incl. C/moly F/W & P/P Bolts (Push-Type Conversion)

200MM SPRUNG CLUTCH KIT CATALOGUE

Vehicle	Model	Engine	Twin Sprung	Torque (Nm)	Special Notes
Nissan					
Skyline GTR	BCNR33 GTR	RB26DETT	KNI20526-2B	1200	Complete Kit incl. C/moly F/W & P/P Bolts (Push-Type Conversion)
350Z	Z33 -01/05	VQ35DE	KNI20523-2B	1200	SMF Conversion Kit incl. C/moly F/W & P/P Bolts (Converts OE DMF Kit)
Subaru					
BRZ	Z1	FA20	KSU20526-2B	1200	Complete Kit incl. C/moly F/W & P/P Bolts
Impreza	WRX (5-Spd) GC8, GF8, GDA, GGA	EJ20T	KSU20520-2B	1200	Complete Kit incl. C/moly F/W & P/P Bolts (Push-Type Conversion)
	WRX STI (6-Spd) GDB, GGB, GRB, GVB	EJ20T / EJ25T	KSU20521-2B	1200	Complete Kit incl. C/moly F/W & P/P Bolts (Push-Type Conversion)
	WRX 2.5L (10/05-) GDA	EJ205	KSU20522-2B	1200	Complete Kit incl. C/moly F/W & P/P Bolts
	WRX 2.0L (3/14-) GK6, GK8	FB20	KSU20522-2B	1200	Complete Kit incl. C/moly F/W & P/P Bolts
Forester	SF5 / SG5 Petrol Turbo	EJ20T	KSU20520-2B	1200	Complete Kit incl. C/moly F/W & P/P Bolts (Push-Type Conversion)
	SG9, XT	EJ25T	KSU20522-2B	1200	Complete Kit incl. C/moly F/W & P/P Bolts
Liberty (Legacy)	RS Turbo	EJ20G	KSU20520-2B	1200	Complete Kit incl. C/moly F/W & P/P Bolts (Push-Type Conversion)
	B4 Twin Turbo	EJ206 / EJ208	KSU20520-2B	1200	Complete Kit incl. C/moly F/W & P/P Bolts (Push-Type Conversion)
	GT, GT-B STI Turbo	EJ255	KSU20520-2B	1200	Complete Kit incl. C/moly F/W & P/P Bolts (Push-Type Conversion)
Toyota					
86	GT, GTS	4UGSE	KSU20526-2B	1200	Complete Kit incl. C/moly F/W & P/P Bolts
Chaser					
Cresta Mark II	JZX90, JZX100, JZX110 (Pull-Type)	1JZ-GTE	KTY20530-2B	1200	Complete Kit incl. C/moly F/W & P/P Bolts (Push-Type Conversion)
Soarer					
MR2	SW20	3SGTE	KTY20520-2B	1200	Complete Kit incl. C/moly F/W & P/P Bolts
Celica	GT4, ST185, ST205	3SGTE	KTY20520-2B	1200	Complete Kit incl. C/moly F/W & P/P Bolts
	JZA70	1JZ-GTE	KTY20530-2B	1200	Complete Kit incl. C/moly F/W & P/P Bolts (Push-Type Conversion)
Supra	JZA80 Twin-Turbo (6-Spd)	2JZ-GTE	KTY20531-2B	1200	Complete Kit incl. C/moly F/W & P/P Bolts (XClutch Conv. Cylinder to convert to Push-Type)
			KTY20682-2B	1200	Complete Kit incl. C/moly F/W & P/P Bolts (XClutch Conv. Cylinder to convert to Push-Type) *Converts OE DMF Kit

If you don't see your vehicle listed or you have an enquiry relating to a listing in the catalogue, please call +61 8 8300 5000 (international). You can also forward all enquiries to sales@xclutchusa.com.au Alternatively please visit www.xclutchusa.com for further information.



200MM (8") CERAMIC SPRUNG TWIN PLATE

TECHNICAL SPECIFICATIONS

Ø 200MM SPRUNG CERAMIC TWIN PLATE



TECHNICAL SPECS:

Clamping Force	1000kg
Torque Capacity	1200Nm
Bearing Contact Diameter	44-52mm
Bearing Load (@ 44mm)	218kg
Release Travel Required	6mm
Assembly Mass (without flywheel)	7.4kg
Disc Set Static Mass	2.15kg
Friction Thickness New	7mm (0.275")
Friction Thickness Worn	6.48mm (0.255")



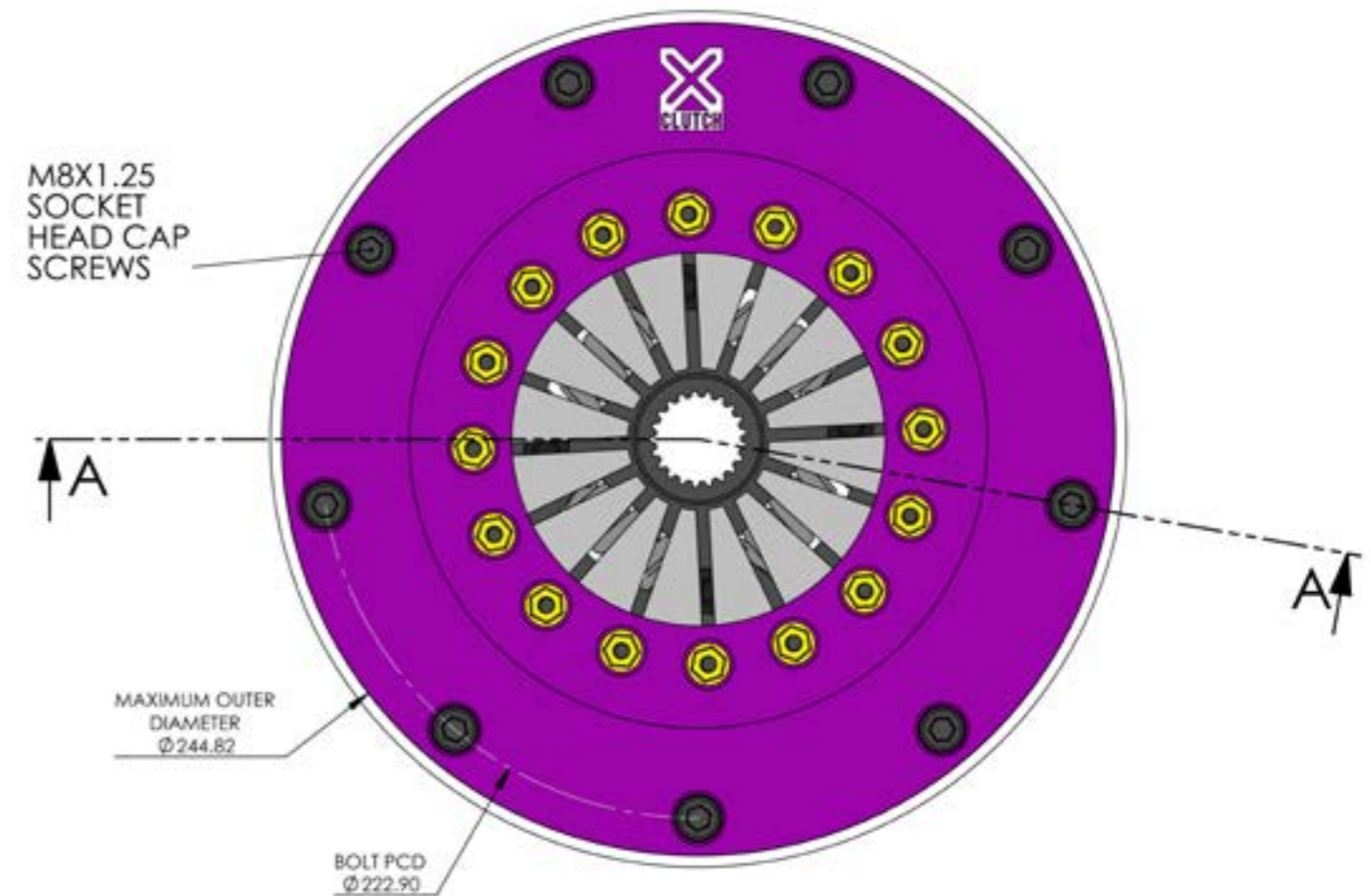
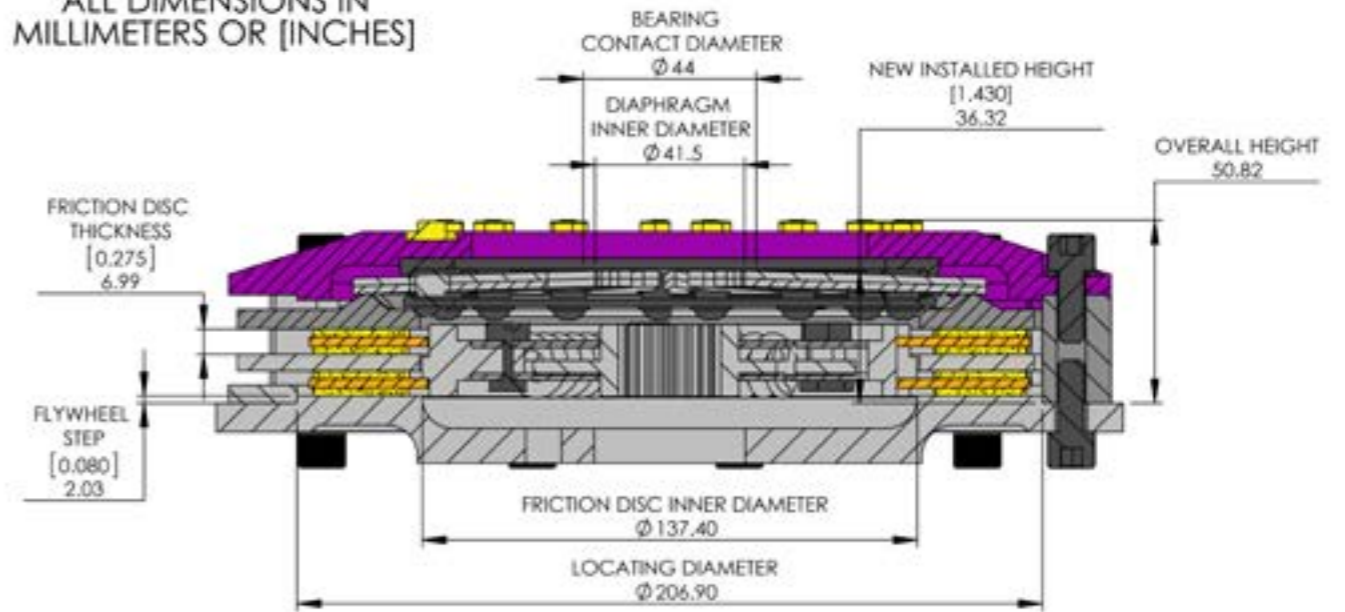
REPLACEMENT PARTS:

Alloy Hat Assembly	200-11B-PP
Pressure Plate Casting	200-11B-PPC
Intermediate Plate	200-11B-IP
Intermediate Plate (Quiet Type)	200-11B-IP-SP
Adapter Ring	200-11B-PS-SQ
Pressure Plate Washer	WASHER-8MM-C
Pressure Plate Bolt	BOLT-10x1.5x20-KT

200MM (8") CERAMIC SPRUNG TWIN PLATE

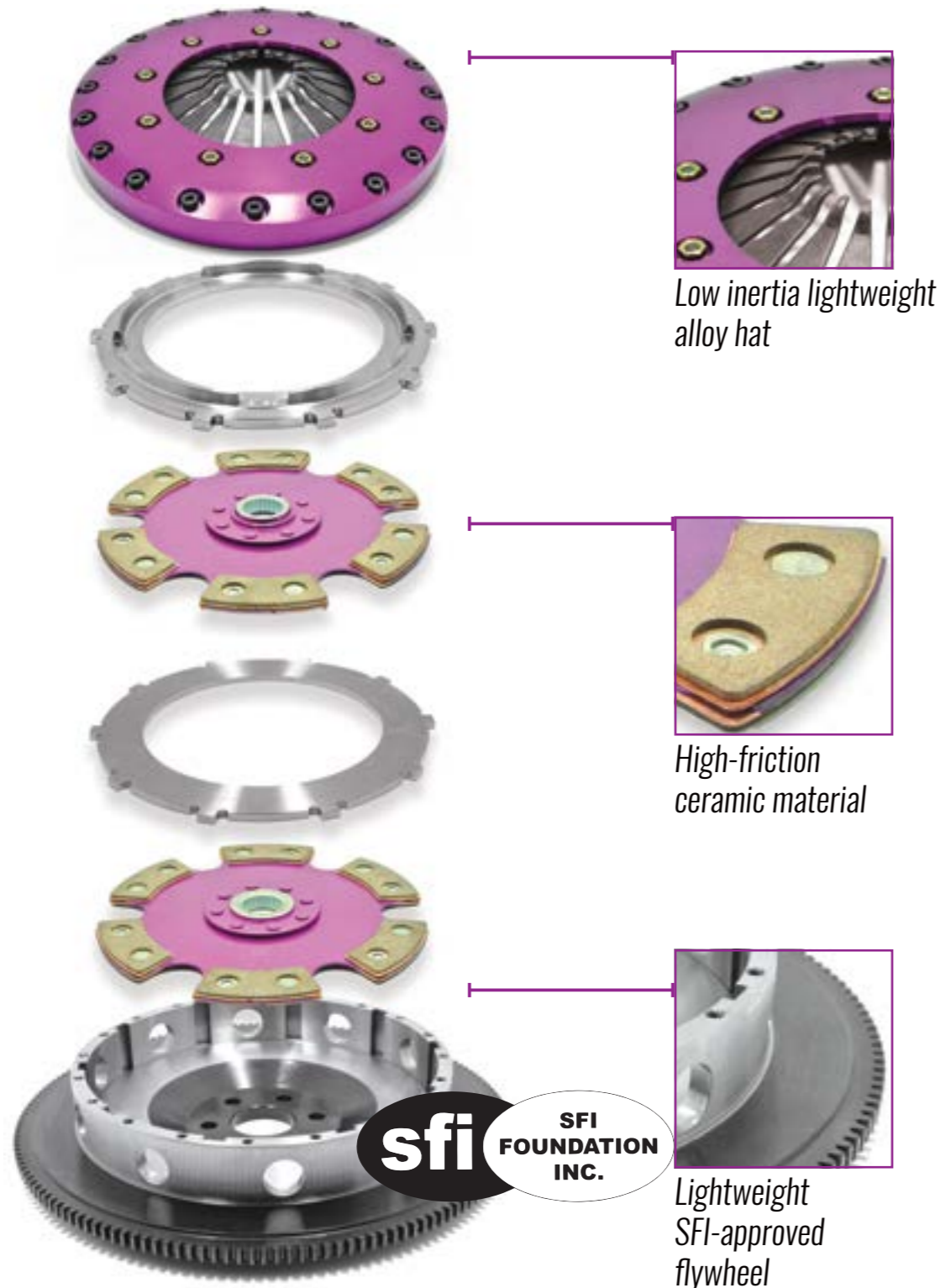
TECHNICAL DRAWING

ALL DIMENSIONS IN MILLIMETERS OR [INCHES]



XClutch 230MM RACE CLUTCH

The XClutch 230mm Race Clutch is available with either ceramic or carbon friction materials, making these kits ideal for high horsepower and motorsport applications where a high heat capacity is required.



The XClutch 230mm Race Clutch is the ultimate in clutch solutions with a range like no other. The 230mm range offers a variety of kits to suit most high horsepower applications for street, circuit, drift or rally use.

Vehicle	Model	Engine	Ceramic	Torque (Nm)	Carbon Blade	Torque (Nm)	Special Notes
BMW							
135i, 335i	E82-88, E90, E91, E92, E93 (8-Bolt Crank)	3.0L (N54B30)	KBM23594-2E	1800	KBM23594-2P	1675	SMF Conversion Kit incl. C/moly F/W & P/P Bolts (Converts OE DMF Kit)
M3	E36	3.0L (S50B30), 3.2L (S50B32)	KBM23589-2E	1800	KBM23589-2P	1675	SMF Conversion Kit incl. C/moly F/W & P/P Bolts (Converts OE DMF Kit)
	E46	3.2L (S54B32)	KBM23550-2E	1800	KBM23550-2P	1675	SMF Conversion Kit incl. C/moly F/W & P/P Bolts (Converts OE DMF Kit)
Z3	E36	3.2L (S50B32)	KBM23589-2E	1800	KBM23589-2P	1675	SMF Conversion Kit incl. C/moly F/W & P/P Bolts (Converts OE DMF Kit)
Chevrolet							
Camaro	Z28, Z28 SS, 5.7L V8 (98-02) 4th Gen.	LS1	KGM23630-2E	1800	KGM23630-2P	1675	Complete Kit incl. C/moly F/W, CSC & P/P Bolts
	SS, 6.2L V8 (10-14) 5th Gen.	LS3	KGM23631-2E	1800	KGM23631-2P	1675	Complete Kit incl. C/moly F/W, CSC & P/P Bolts (Also available with Lightweight F/W, KGM23631-2EL)
Corvette	C5, 5.7L V8 (97-04)	LS1	KGM23630-2E	1800	KGM23630-2P	1675	Complete Kit incl. C/moly F/W, CSC & P/P Bolts
	C6, 6.0L V8 (04-07)	LS2	KGM23683-2E	1800			Complete Kit incl. C/moly F/W, CSC & P/P Bolts
	C6 incl. models LT, GrandSport 6.2L V8 (09-)	LS3	KGM23683-2E	1800			Complete Kit incl. C/moly F/W, CSC & P/P Bolts
Ford							
Falcon	EF/EL/AU 8CYL, XR8	5.0L	KFD23547-2E	1800			Complete Kit incl. C/moly F/W, CSC & P/P Bolts
	BA/BF XR6 Turbo	Barra 4.0L	KFD23660-2E	1800	KFD23660-2P	1675	Complete Kit incl. C/moly F/W, CSC & P/P Bolts
	BA/BF XR8	BOSS 5.4L	KFD23645-2E	1800	KFD23645-2P	1675	Complete Kit incl. C/moly F/W, CSC & P/P Bolts
	FG XR6 Turbo		KFD23670-2E	1800	KFD23670-2P	1675	Complete Kit incl. C/moly F/W, CSC & P/P Bolts
	FG XR8	BOSS 5.4L	KFD23650-2E	1800	KFD23650-2P	1675	Complete Kit incl. C/moly F/W, CSC & P/P Bolts
Focus	ST	ECOBOOST 2.0L	KFD23659-2E	1800	KFD23659-2P	1675	SMF Conversion Kit incl. C/moly F/W, CSC & P/P Bolts (Converts OE DMF Kit)
	RS (9/10-6/12)	B5254T 2.5L	KFD23648-2E	1800	KFD23648-2P	1675	SMF Conversion Kit incl. C/moly F/W, CSC & P/P Bolts (Converts OE DMF Kit)
	RS (2016-)	ECOBOOST 2.3L	KFD23659-2E	1800	KFD23659-2P	1675	SMF Conversion Kit incl. C/moly F/W, CSC & P/P Bolts (Converts OE DMF Kit)
Mustang S-197 (Fifth Gen.)	Shelby GT500, Petrol V8 Super-charged w/TR6060 Transmission (06-09)	Modular 5.4L					
	Shelby GT500, Petrol V8 Super-charged w/TR6060 Transmission (10-12)	Modular 5.4L	KFD23681-2E	1800			Complete Kit incl. C/moly F/W, CSC & P/P Bolts
	GT, Petrol V8 w/MT82 Transmission (10-14)	Coyote 5.0L	KFD23655-2E	1800	KFD23655-2P	1675	Complete Kit incl. C/moly F/W, CSC & P/P Bolts
	Boss 302, Petrol V8 w/TR6060 Transmission (11-14)	Coyote 5.0L					
Mustang S550 (Sixth Gen.)	Shelby GT500, Petrol V8 Super-charged w/TR6060 Transmission (13-14)	Modular 5.8L	KFD23681-2E	1800			Complete Kit incl. C/moly F/W, CSC & P/P Bolts
	ECOBOOST, Turbo Petrol (8/14-)	ECOBOOST 2.3L	KFD23697-2E	1800	KFD23697-2P	1675	SMF Conversion Kit incl. C/moly F/W, CSC & P/P Bolts (Converts OE DMF Kit)
	GT, Petrol V8 w/MT82 Transmission (8/14-)	Coyote 5.0L	KFD23655-2E	1800	KFD23655-2P	1675	Complete Kit incl. C/moly F/W, CSC & P/P Bolts
FPV							
F6, Typhoon, Tornado	BA XR6T (10/04-9/05)	Barra 4.0L	KFD23660-2E	1800	KFD23660-2P	1675	Complete Kit incl. C/moly F/W, CSC & P/P Bolts
GT, GT-P, Pursuit, Super Pursuit	BA XR8 / BOSS 290 (3/03-9/05)	BOSS 5.4L	KFD23645-2E	1800	KFD23645-2P	1675	Complete Kit incl. C/moly F/W, CSC & P/P Bolts
F6, Force 6, Typhoon, Tornado	BF XR6T (10/05-5/08)	Barra 4.0L	KFD23660-2E	1800	KFD23660-2P	1675	Complete Kit incl. C/moly F/W, CSC & P/P Bolts
GT-P, Pursuit, Super Pursuit	BF XR8 / BOSS 290/302 (10/05-5/08)	BOSS 5.4L	KFD23645-2E	1800	KFD23645-2P	1675	Complete Kit incl. C/moly F/W, CSC & P/P Bolts
F6, F6-E	FG XR6T (6/08-)	Barra 4.0L	KFD23670-2E	1800	KFD23670-2P	1675	Complete Kit incl. C/moly F/W, CSC & P/P Bolts
GS, GT, GT F 351, GT-E, GT-P	FG XR8 / BOSS 315/335 (10/10-)	BOSS 5.0L Supercharged	KFD23681-2E	1800			Complete Kit incl. C/moly F/W, CSC & P/P Bolts
GS, GT, GT-E, GT-P, Pursuit, Super Pursuit	FG XR8 / BOSS 302/315 (6/08-9/10)	BOSS 5.4L	KFD23650-2E	1800	KFD23650-2P	1675	Complete Kit incl. C/moly F/W, CSC & P/P Bolts

230MM CLUTCH KIT CATALOGUE

230MM CERAMIC / CARBON KITS

Vehicle	Model	Engine	Ceramic	Torque (Nm)	Carbon Blade	Torque (Nm)	Special Notes
Holden							
Commodore	VT S2-VZ V8 incl. Berlina, SS, SS-Z, SV8 (6/99-1/07)	LS1 (GENIII)	KGM23630-2E	1800	KGM23630-2P	1675	Complete Kit incl. C/moly F/W, CSC & P/P Bolts
	VE S1 incl. Berlina, SS, SS-V (8/06-8/10)	LS2 / LS3 (L98)	KGM23631-2E	1800	KGM23631-2P	1675	Complete Kit incl. C/moly F/W, CSC & P/P Bolts (Also available with Lightweight F/W, KGM23631-2EL)
	VE S2 (6/09-8/10)	LS3 (L98)					
	VE S2 incl. Berlina, SS, SS-V, Sportswagon (9/10-12/11)	LS3 (L77)	KGM23632-2E	1800	KGM23632-2P	1675	SMF Conversion Kit incl. C/moly F/W, CSC & P/P Bolts (Converts OE DMF Kit)
	VE incl. Berlina, SS, SS-V, Sportswagon (1/12-4/13)	LS3 (L77)	KGM23632-2E	1800	KGM23632-2P	1675	SMF Conversion Kit incl. C/moly F/W, CSC & P/P Bolts (Converts OE DMF Kit)
VF incl. SS, SS-V, Sportswagon (5/13-)	LS3 (L77)	KGM23632-2E	1800	KGM23632-2P	1675	SMF Conversion Kit incl. C/moly F/W, CSC & P/P Bolts (Converts OE DMF Kit)	
HSV							
Clubsport/R8, Coupe, GTS, Maloo/R8, Senator	VT-VZ V8 (6/99-1/07)	LS1 (GENIII)	KGM23630-2E	1800	KGM23630-2P	1675	Complete Kit incl. C/moly F/W, CSC & P/P Bolts
Clubsport R8, GTS, Maloo R8, Senator	VE V8 (8/06-3/08)	LS2 / LS3 (L98)	KGM23631-2E	1800	KGM23631-2P	1675	Complete Kit incl. C/moly F/W, CSC & P/P Bolts (Also available with Lightweight F/W, KGM23631-2EL)
Clubsport R8, GTS, Maloo R8, Senator	VE V8 (4/08-2/10)	LS3 (L98)	KGM23631-2E	1800	KGM23631-2P	1675	Complete Kit incl. C/moly F/W, CSC & P/P Bolts (Also available with Lightweight F/W, KGM23631-2EL)
W427	VE V8 (7/08-9/09)	LS7	KGM23631-2E	1800	KGM23631-2P	1675	Complete Kit incl. C/moly F/W, CSC & P/P Bolts (Also available with Lightweight F/W, KGM23631-2EL)
Clubsport R8, GTS, Maloo GXP/R8, Senator	VE V8 (2/10-8/11)	LS3 (L98)	KGM23631-2E	1800	KGM23631-2P	1675	Complete Kit incl. C/moly F/W, CSC & P/P Bolts (Also available with Lightweight F/W, KGM23631-2EL)
Clubsport GXP/R8, GTS, Maloo GXP/R8, Senator	VE V8 (9/11-5/13)	LS3 (L98)	KGM23632-2E	1800	KGM23632-2P	1675	SMF Conversion Kit incl. C/moly F/W, CSC, P/P & F/W Bolts (Converts OE DMF Kit)
Clubsport/R8, GTS Maloo, Maloo R8, Senator	VF V8 (6/13-)	LS3 (L98)	KGM23632-2E	1800	KGM23632-2P	1675	SMF Conversion Kit incl. C/moly F/W, CSC, P/P & F/W Bolts (Converts OE DMF Kit)
GTS, GTS Maloo	VF V8	LSA (Supercharged)	KGM23633-2E	1800	KGM23633-2P	1675	SMF Conversion Kit incl. C/moly F/W, CSC, P/P & F/W Bolts (Converts OE DMF Kit)
Clubsport R8	VF V8 (11/15-)	LSA (Supercharged)	KGM23633-2E	1800	KGM23633-2P	1675	SMF Conversion Kit incl. C/moly F/W, CSC, P/P & F/W Bolts (Converts OE DMF Kit)
Maloo R8	VF V8 (11/15-)	LSA (Supercharged)	KGM23633-2E	1800	KGM23633-2P	1675	SMF Conversion Kit incl. C/moly F/W, CSC, P/P & F/W Bolts (Converts OE DMF Kit)
Mitsubishi							
Lancer EVO	EVO 4, 5, 6	4G63T	KMI23522-2E	1800	KMI23522-2P	1675	Complete Kit incl. C/moly F/W & P/P Bolts (Pull-Type)
	EVO 7, 8, 9						
	EVO X	4B11T	KMI23523-2E	1800	KMI23523-2P	1675	Complete Kit incl. C/moly F/W & P/P Bolts (Pull-Type)
Nissan							
180SX	180SX	SR20DET	KNI23531-2E	1800	KNI23531-2P	1675	Complete Kit incl. C/moly F/W & P/P Bolts
Cefiro	A31	RB20DET	KNI23530-2E	1800	KNI23530-2P	1675	Complete Kit incl. C/moly F/W & P/P Bolts
Fairlady / 300ZX	Z32 Twin Turbo	VG30DETT	KNI23538-2E	1800			Complete Kit incl. C/moly F/W & P/P Bolts
Silvia	S13	SR20DET	KNI23531-2E	1800	KNI23531-2P	1675	Complete Kit incl. C/moly F/W & P/P Bolts
	S14	SR20DET	KNI23531-2E	1800	KNI23531-2P	1675	Complete Kit incl. C/moly F/W & P/P Bolts
Skyline	R31	RB30DE/T	KNI23530-2E	1800	KNI23530-2P	1675	Complete Kit incl. C/moly F/W & P/P Bolts
	R32 GTS, GTS-T	RB20DET	KNI23530-2E	1800	KNI23530-2P	1675	Complete Kit incl. C/moly F/W & P/P Bolts
	R33 GTS-T	RB25DET	KNI23530-2E	1800	KNI23530-2P	1675	Complete Kit incl. C/moly F/W & P/P Bolts
	R34 GT-T (Pull-Type)	RB25DET	KNI23582-2E	1800	KNI23582-2P	1675	Complete Kit incl. C/moly F/W & P/P Bolts (Push-Type Conversion)
Skyline GTR	BNR32 GTR Early model (Push-Type)	RB26DETT	KNI23530-2E	1800	KNI23530-2P	1675	Complete Kit incl. C/moly F/W & P/P Bolts
	BNR32 GTR Late model (Pull-Type)	RB26DETT	KNI23582-2E	1800	KNI23582-2P	1675	Complete Kit incl. C/moly F/W & P/P Bolts (Push-Type Conversion)

Vehicle	Model	Engine	Ceramic	Torque (Nm)	Carbon Blade	Torque (Nm)	Special Notes
Nissan							
Skyline GTR	BCNR33 GTR	RB26DETT	KNI23582-2E	1800	KNI23582-2P	1675	Complete Kit incl. C/moly F/W & P/P Bolts (Push-Type Conversion)
	BNR34 GTR	RB26DETT	KNI23683-2E	1800	KNI23683-2P	1675	Complete Kit incl. C/moly F/W & P/P Bolts (XClutch Conv. Cylinder to convert to Push-Type) *Converts OE DMF Kit
350Z	Z33 -01/05	VQ35DE	KNI23543-3E	1800	KNI23543-2P	1675	SMF Conversion Kit incl. C/moly F/W & P/P Bolts (Converts OE DMF Kit)
	Z33 01/05-	VQ35HR	KNI23688-2E	1800	KNI23688-2P	1675	SMF Conversion Kit incl. C/moly F/W & P/P Bolts (Converts OE DMF Kit)
370Z	Z34	VQ37VHR	KNI23688-2E	1800	KNI23688-2P	1675	SMF Conversion Kit incl. C/moly F/W & P/P Bolts (Converts OE DMF Kit)
Subaru							
BRZ	Z1	FA20	KSU23540-2E	1800			Complete Kit incl. C/moly F/W & P/P Bolts
Impreza	WRX STI (6-Spd) GDB, GGB, GRB, GVB	EJ20T / EJ25T	KSU23531-2E	1800	KSU23531-2P	2000	Complete Kit incl. C/moly F/W & P/P Bolts (Pull-Type)
			KSU23531-2EL	1800	KSU23531-2PL	2000	Complete Kit incl. Lightweight C/moly F/W & P/P Bolts (Pull-Type)
Toyota							
86	GT, GTS	4UGSE	KSU23540-2E	1800			Complete Kit incl. C/moly F/W & P/P Bolts
Chaser	JZX90, JZX100, JZX110 (Pull-Type)	1JZ-GTE	KTY23680-2E	1800	KTY23680-2P	1675	Complete Kit incl. C/moly F/W & P/P Bolts (XClutch Conv. Cylinder to convert to Push-Type)
Cresta							
Mark II							
Soarer							
Supra	JZA70	1JZ-GTE	KTY23597-2E	1800	KTY23597-2P	1675	Complete Kit incl. C/moly F/W & P/P Bolts (Push-Type Mech. Conversion)
			KTY23680-2E	1800	KTY23680-2P	1675	Complete Kit incl. C/moly F/W & P/P Bolts (XClutch Conv. Cylinder to convert to Push-Type)
	JZA80 Non-Turbo (5-Spd) Suit Pressed Metal Fork	2JZ-GE	KTY23533-2E	1800			Complete Kit incl. C/moly F/W & P/P Bolts (Suit Pressed Metal Fork)
	JZA80 Twin-Turbo (6-Spd)	2JZ-GTE	KTY23536-2E	1800	KTY23536-2P	1675	Complete Kit incl. C/moly F/W & P/P Bolts (Push-Type Mech. Conversion)
			KTY23682-2E	1800	KTY23682-2P	1675	Complete Kit incl. C/moly F/W & P/P Bolts (XClutch Conv. Cylinder to convert to Push-Type) *Converts OE DMF Kit
	MA70 Turbo (5-Spd)	7M-GTE	KTY23683-2E	1800			
Vauxhall							
Monaro	VXR -05	5.7L LS1	KGM23630-2E	1800	KGM23630-2P	1675	Complete Kit incl. C/moly F/W, CSC & P/P Bolts
	VXR8 -12/11	6.0L LS2	KGM23631-2E	1800	KGM23631-2P	1675	Complete Kit incl. C/moly F/W, CSC & P/P Bolts
	VXR8 1/12-	6.2L LS3	KGM23632-2E	1800	KGM23632-2P	1675	SMF Conversion Kit incl. C/moly F/W, CSC, P/P & F/W Bolts (Converts OE DMF Kit)

If you don't see your vehicle listed or you have an enquiry relating to a listing in the catalogue, please call **+61 8 8300 5000** (international). You can also forward all enquiries to sales@xclutchusa.com.au Alternatively please visit www.xclutchusa.com for further information.

TECHNICAL SPECIFICATIONS

Ø 230MM CERAMIC BUTTON TWIN PLATE FLAT DIAPHRAGM

TECHNICAL SPECS:

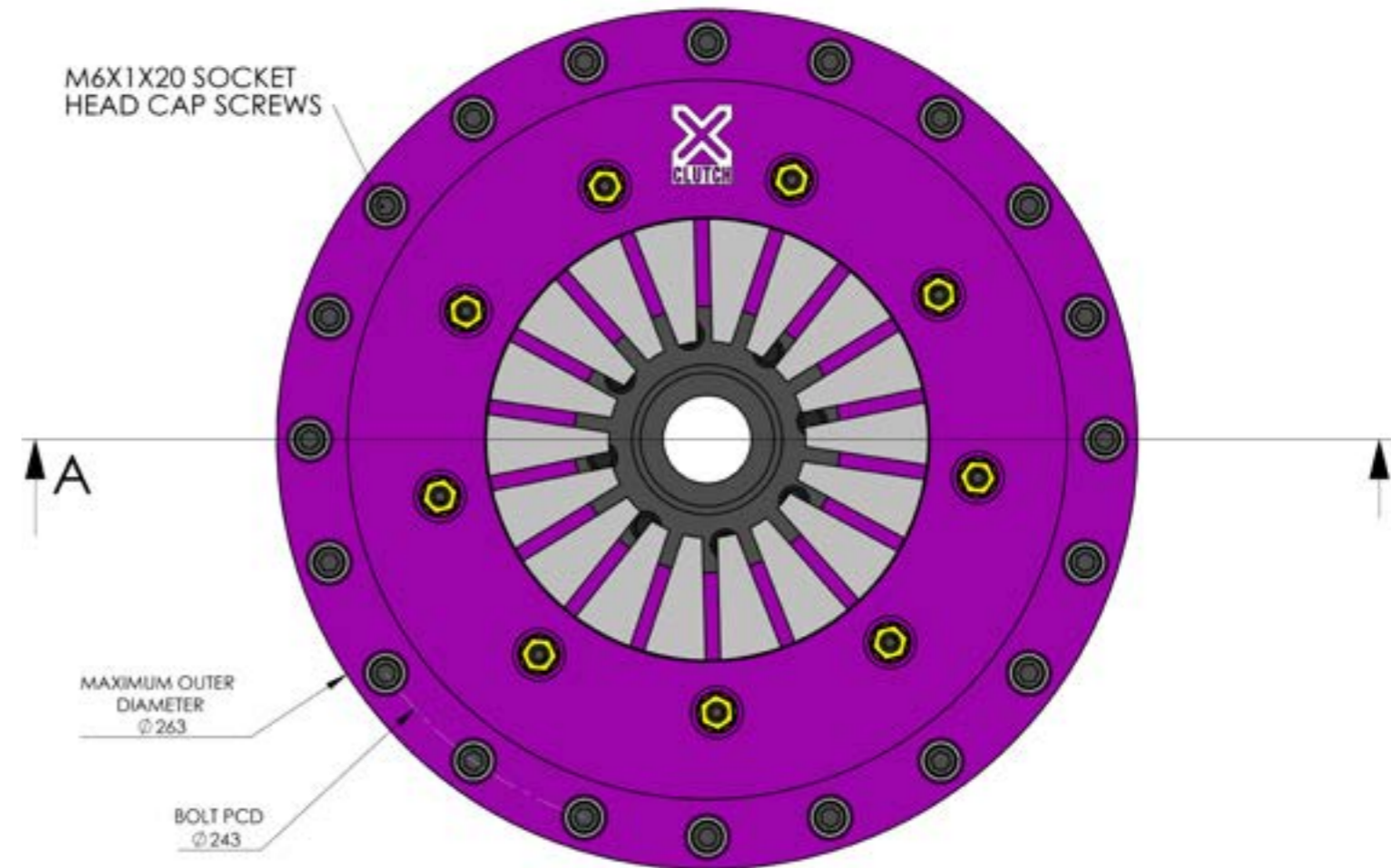
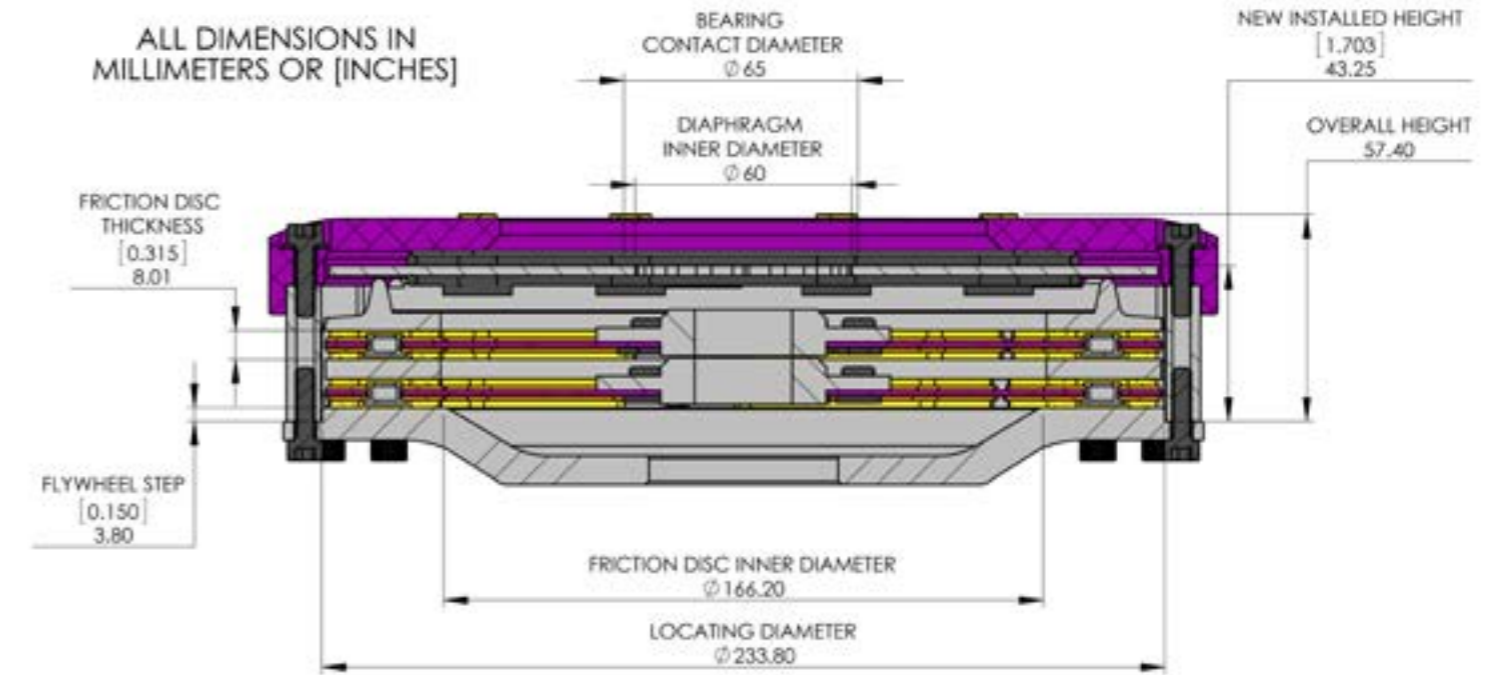
Clamping Force	1300kg
Torque Capacity	1800Nm
Bearing Contact Diameter	65mm
Bearing Load (@ 65mm)	180kg
Release Travel Required	7mm
Assembly Mass (without flywheel)	8.3kg
Disc Set Static Mass	2.25kg
Friction Thickness New	8mm (0.314")
Friction Thickness Worn	7.5mm (0.295")



REPLACEMENT PARTS:

Flat Diaphragm Alloy Hat Assembly	XMC-230-ASSY-FLAT
Pressure Plate Casting	XMC-230-MAIN-570
Intermediate Plate	XMC-230-INTER
Pressure Plate Bolt	BOLT-6X1X20
Adapter Ring Bolt	BOLT-6X1X25
Pressure Plate Washer	WASHER-6mm-F
Adapter Ring	XMC-230-ADAPTER

TECHNICAL DRAWING



TECHNICAL SPECIFICATIONS

Ø 230MM CERAMIC BUTTON TWIN PLATE ROLLED DIAPHRAGM

TECHNICAL SPECS:

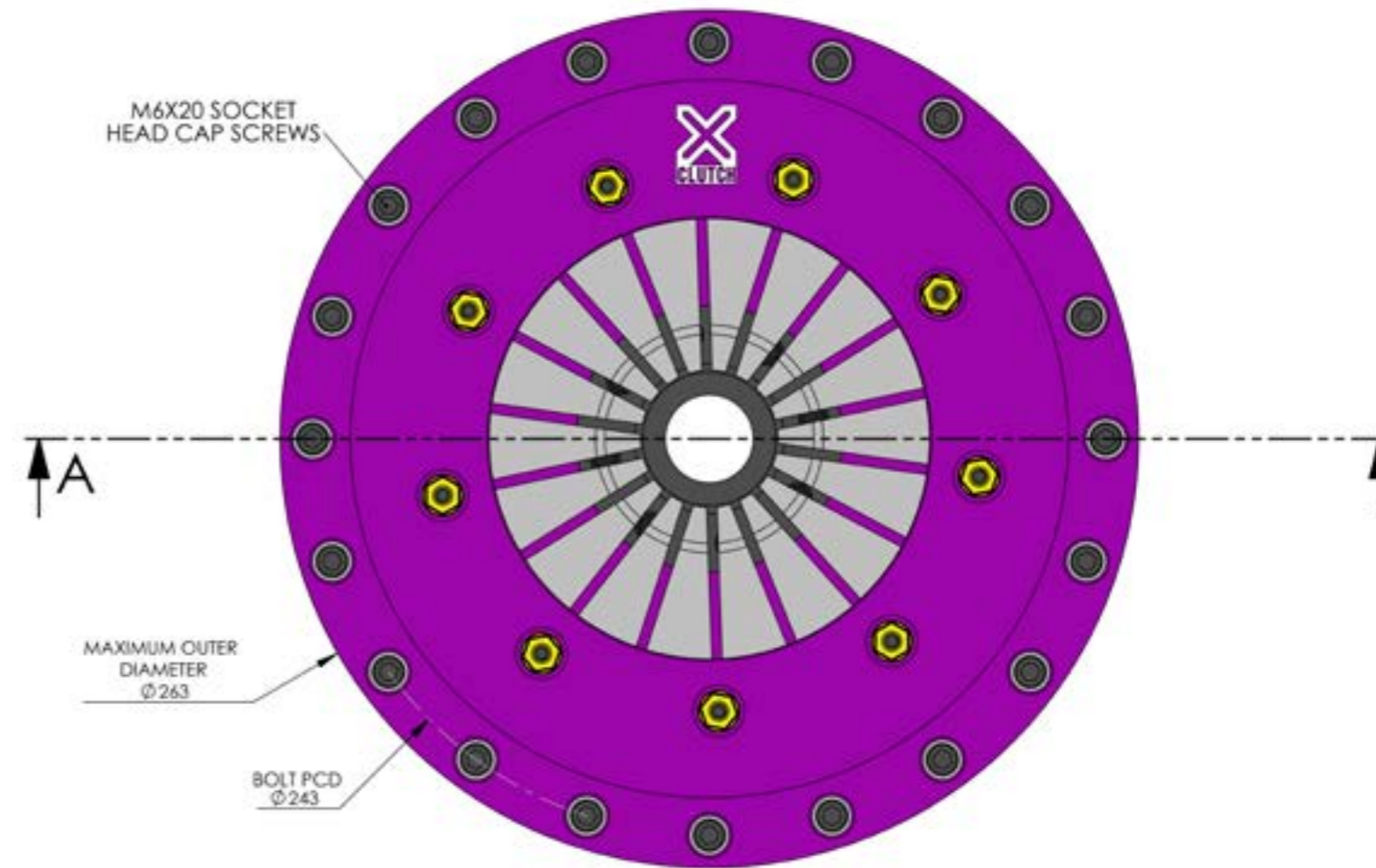
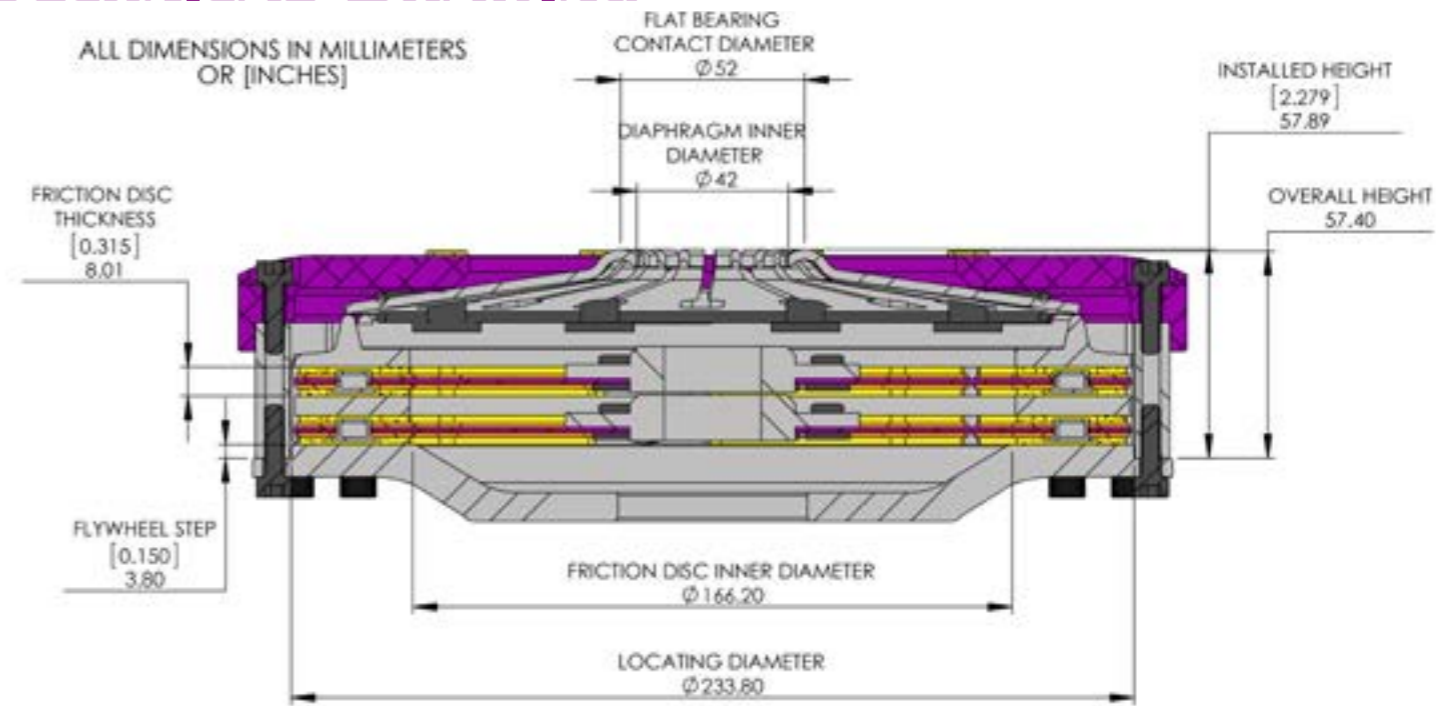
Clamping Force	1300kg
Torque Capacity	1800Nm
Bearing Contact Diameter	FLAT BEARING
Bearing Load (@ FLAT)	150kg
Release Travel Required	7mm
Assembly Mass (without flywheel)	8.3kg
Disc Set Static Mass	2.25kg
Friction Thickness New	8mm (0.314")
Friction Thickness Worn	7.5mm (0.295")



REPLACEMENT PARTS:

Roll Diaphragm Alloy Hat Assembly	XMC-230-ASSY-ROLL
Pressure Plate Casting	XMC-230-MAIN-590
Intermediate Plate	XMC-230-INTER
Pressure Plate Bolt	BOLT-6X1X20
Adapter Ring Bolt	BOLT-6X1X25
Pressure Plate Washer	WASHER-6mm-F
Adapter Ring	XMC-230-ADAPTER

TECHNICAL DRAWING



TECHNICAL SPECIFICATIONS

Ø 230MM CARBON BLADE TWIN PLATE FLAT DIAPHRAGM

TECHNICAL SPECS:

Clamping Force	1300kg
Torque Capacity	1675Nm
Bearing Contact Diameter	65mm
Bearing Load (@ 65mm)	180kg
Release Travel Required	7mm
Assembly Mass (without flywheel)	7.8kg
Disc Set Static Mass	1.75kg
Friction Thickness New	7.74mm (0.305")
Friction Thickness Worn	7.24mm (0.285")

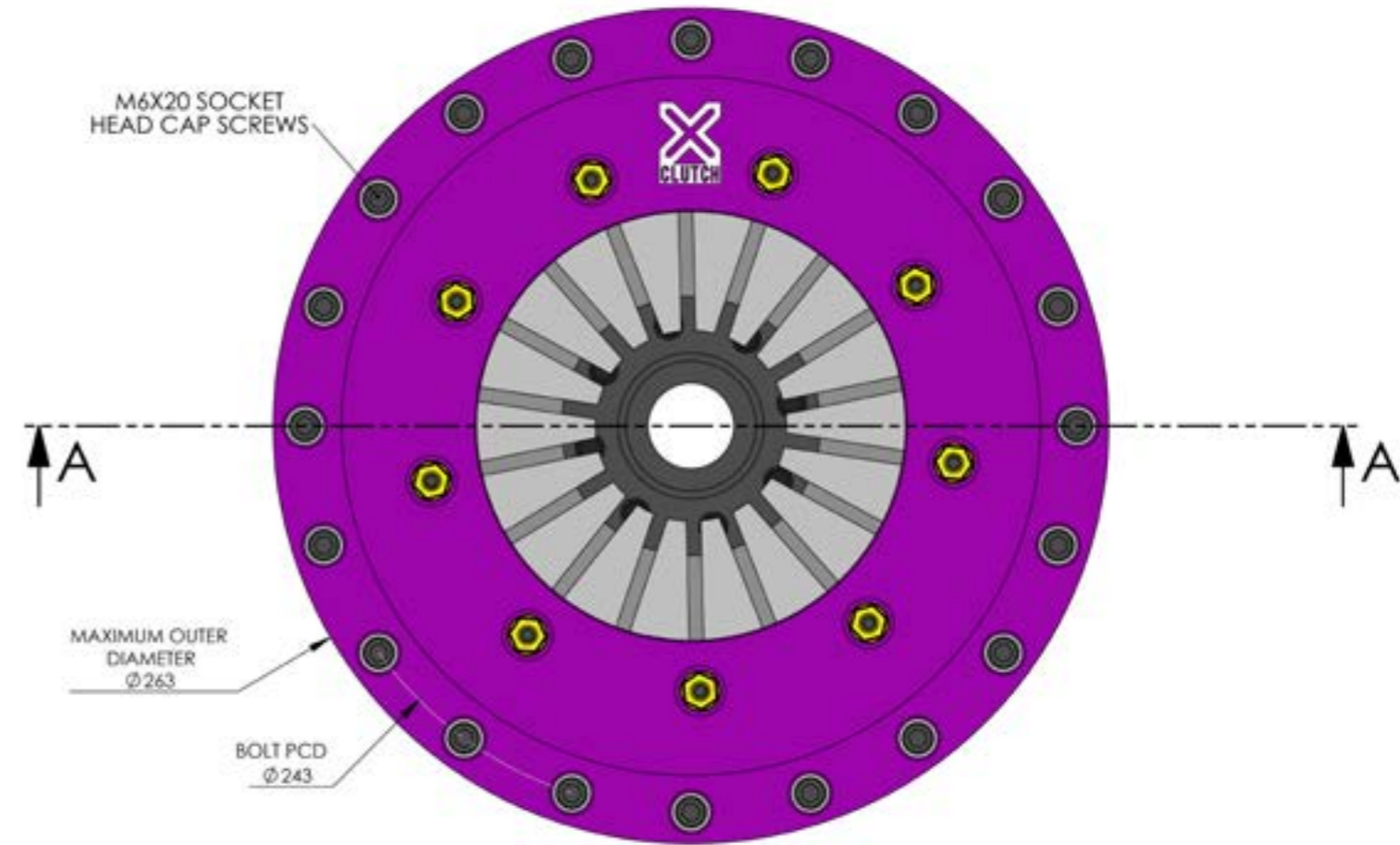
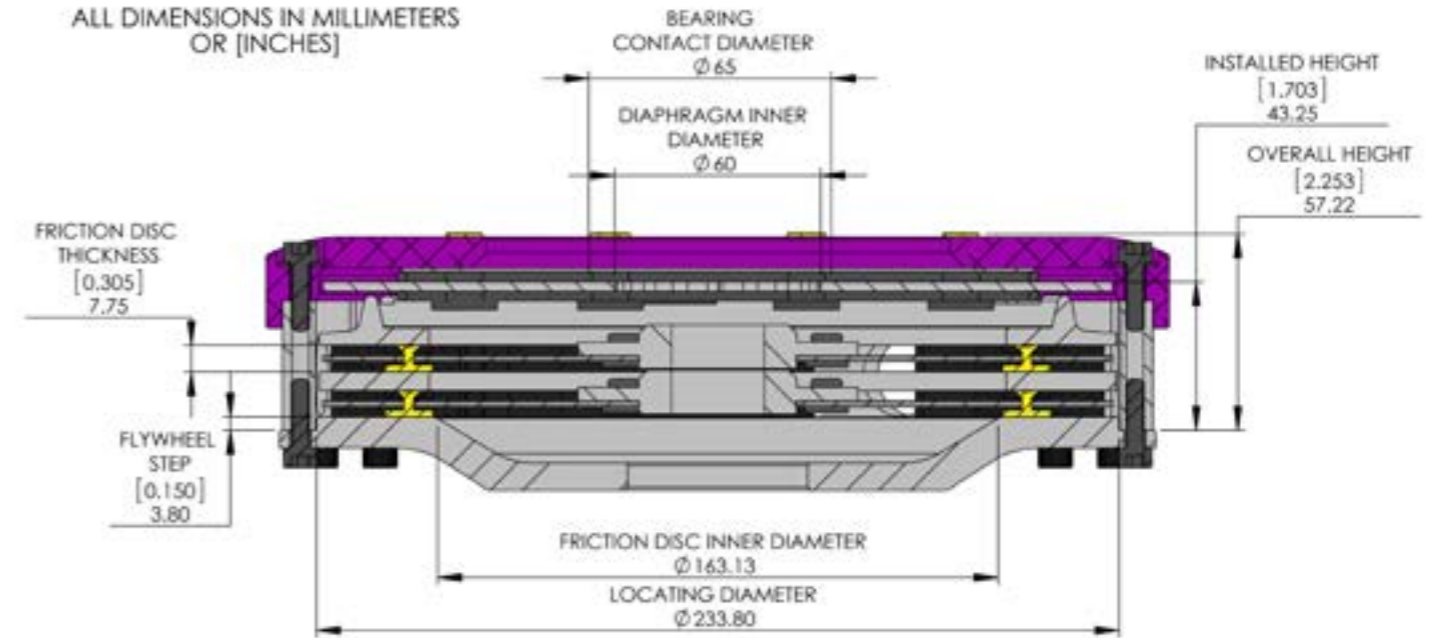


REPLACEMENT PARTS:

Flat Diaphragm Alloy Hat Assembly	XMC-230-ASSY-FLAT
Pressure Plate Casting	XMC-230-MAIN-590
Intermediate Plate	XMC-230-INTER
Pressure Plate Bolt	BOLT-6X1X20
Adapter Ring Bolt	BOLT-6X1X25
Pressure Plate Washer	WASHER-6mm-F
Adapter Ring	XMC-230-ADAPTER

TECHNICAL DRAWING

ALL DIMENSIONS IN MILLIMETERS OR [INCHES]



TECHNICAL SPECIFICATIONS

Ø 230MM CARBON BLADE TWIN PLATE ROLLED DIAPHRAGM

TECHNICAL SPECS:

Clamping Force	1300kg
Torque Capacity	1675Nm
Bearing Contact Diameter	FLAT BEARING
Bearing Load (@ FLAT)	150kg
Release Travel Required	7mm
Assembly Mass (without flywheel)	7.8kg
Disc Set Static Mass	1.75kg
Friction Thickness New	7.74mm (0.305")
Friction Thickness Worn	7.24mm (0.285")

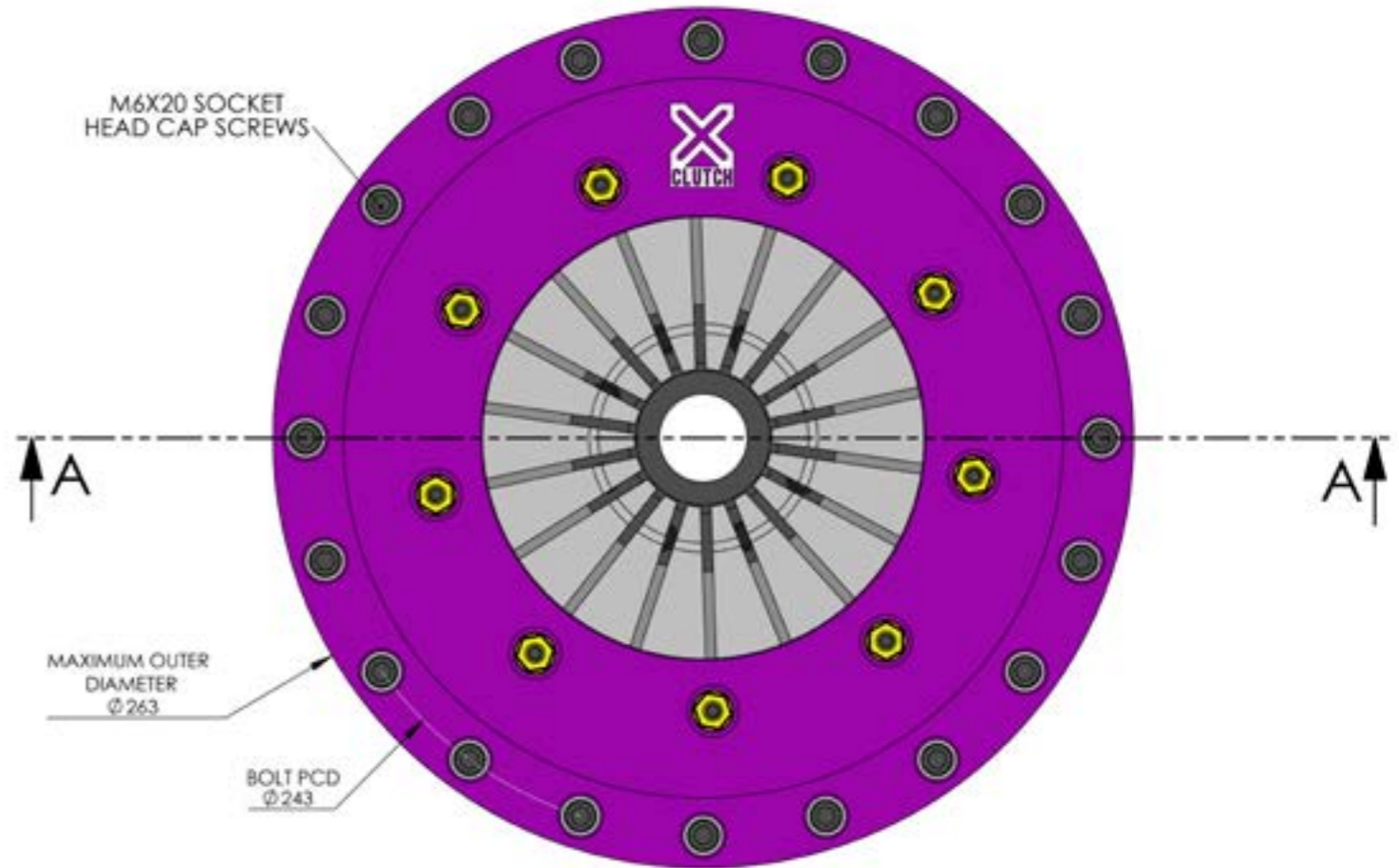
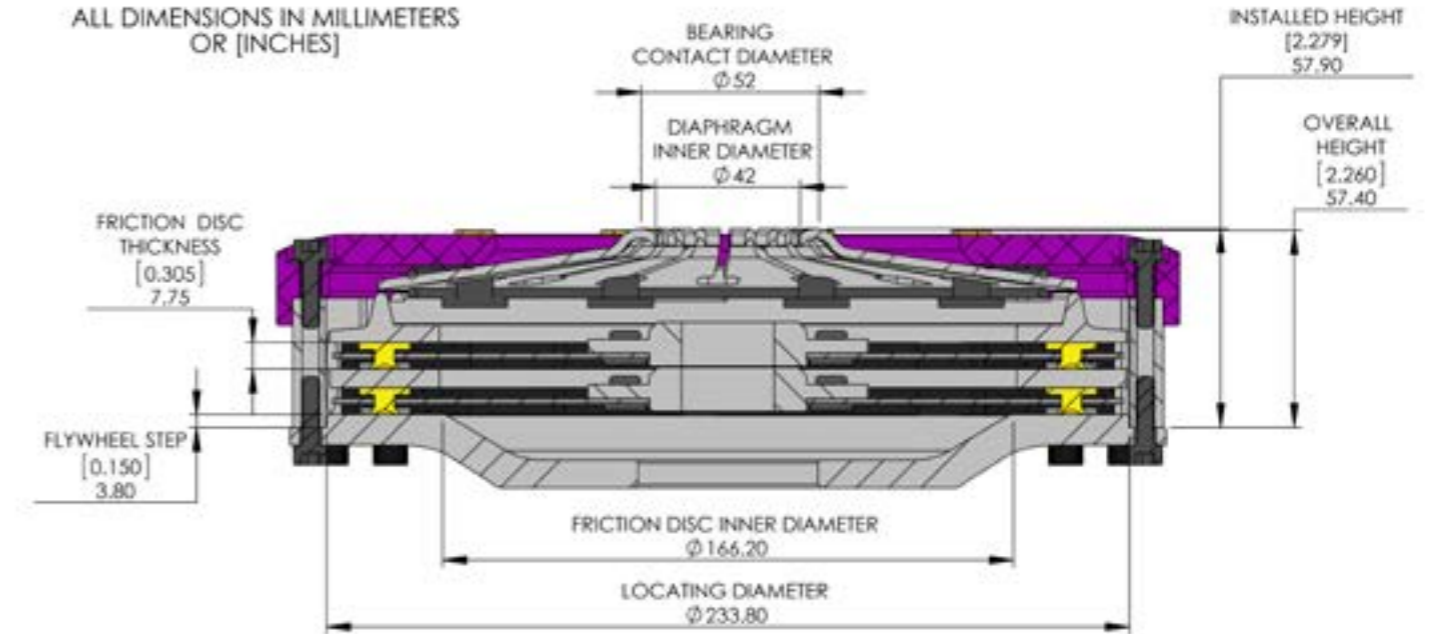


REPLACEMENT PARTS:

Rolled Diaphragm Alloy Hat Assembly	XMC-230-ASSY-ROLL
Pressure Plate Casting	XMC-230-MAIN-610
Intermediate Plate	XMC-230-INTER
Pressure Plate Bolt	BOLT-6X1X20
Adapter Ring Bolt	BOLT-6X1X25
Pressure Plate Washer	WASHER-6mm-F
Adapter Ring	XMC-230-ADAPTER

TECHNICAL DRAWING

ALL DIMENSIONS IN MILLIMETERS OR [INCHES]



TECHNICAL SPECIFICATIONS

Ø 230MM SINTERED TRIPLE PLATE FLAT DIAPHRAGM

TECHNICAL SPECS:

Clamping Force	1300kg
Torque Capacity	2700Nm
Bearing Contact Diameter	65mm
Bearing Load (@ 65mm)	180kg
Release Travel Required	7mm
Assembly Mass (without flywheel)	9.5kg
Disc Set Static Mass	2.6kg
Friction Thickness New	4mm (0.157")
Friction Thickness Worn	3.56mm (0.140")

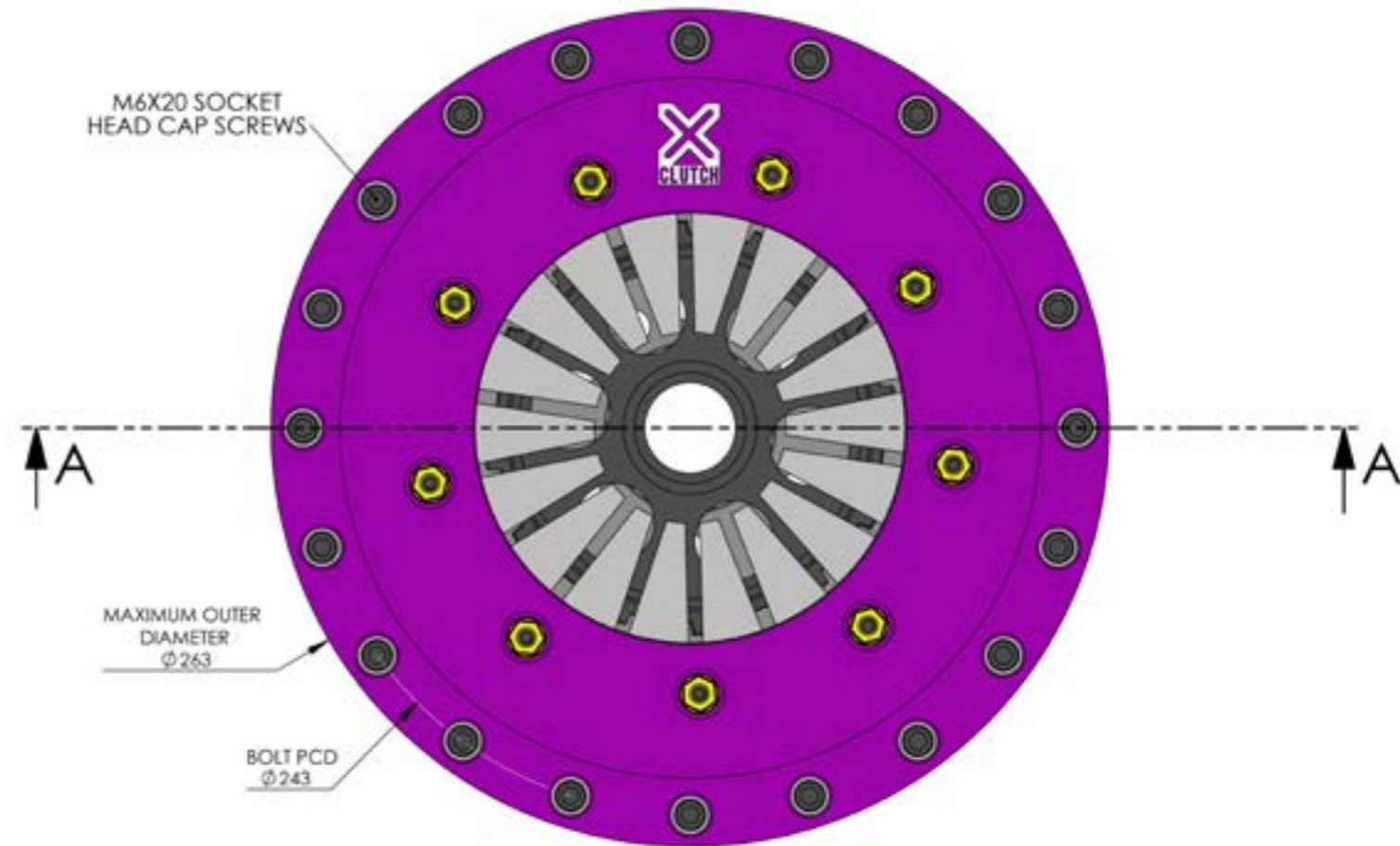
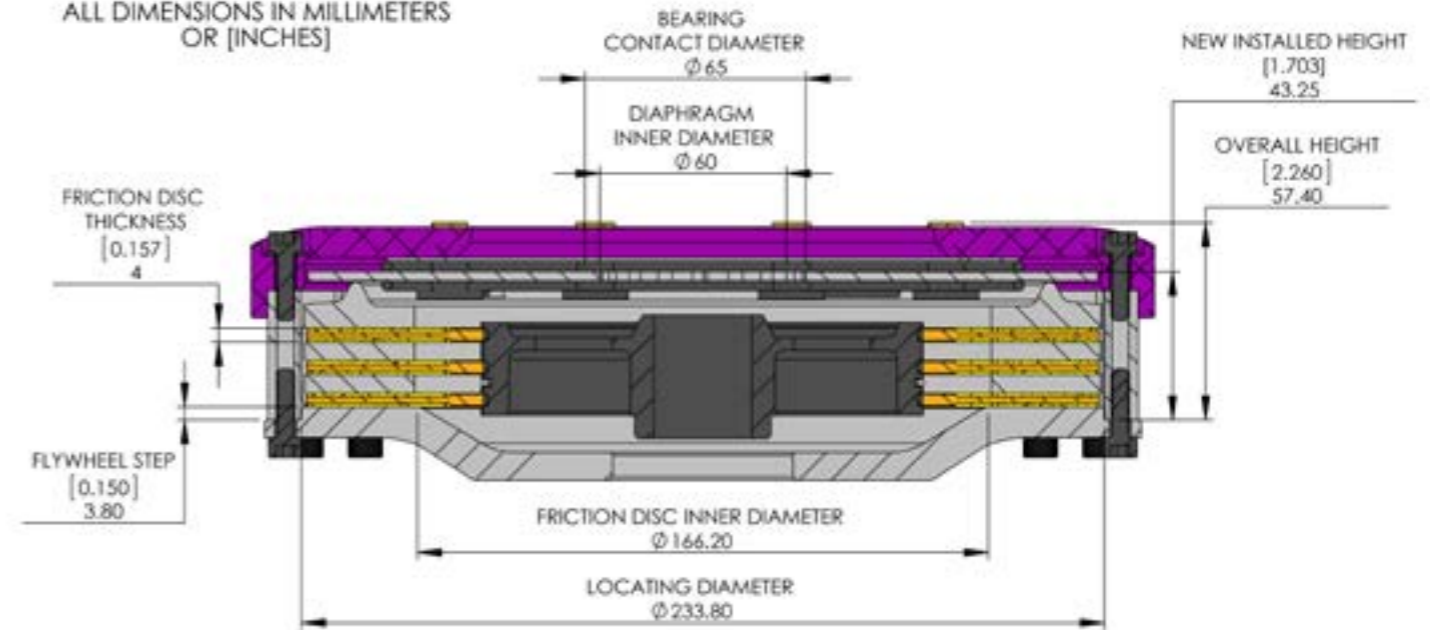


REPLACEMENT PARTS:

Flat Diaphragm Alloy Hat Assembly	XMC-230-ASSY-FLAT
Pressure Plate Casting	XMC-230-MAIN-475
Intermediate Plate	XMC-230-INTER
Pressure Plate Bolt	BOLT-6X1X20
Adapter Ring Bolt	BOLT-6X1X25
Pressure Plate Washer	WASHER-6mm-F
Adapter Ring	XMC-230-ADAPTER

TECHNICAL DRAWING

ALL DIMENSIONS IN MILLIMETERS OR [INCHES]



TECHNICAL SPECIFICATIONS

Ø 230MM SINTERED TRIPLE PLATE ROLLED DIAPHRAGM

TECHNICAL SPECS:

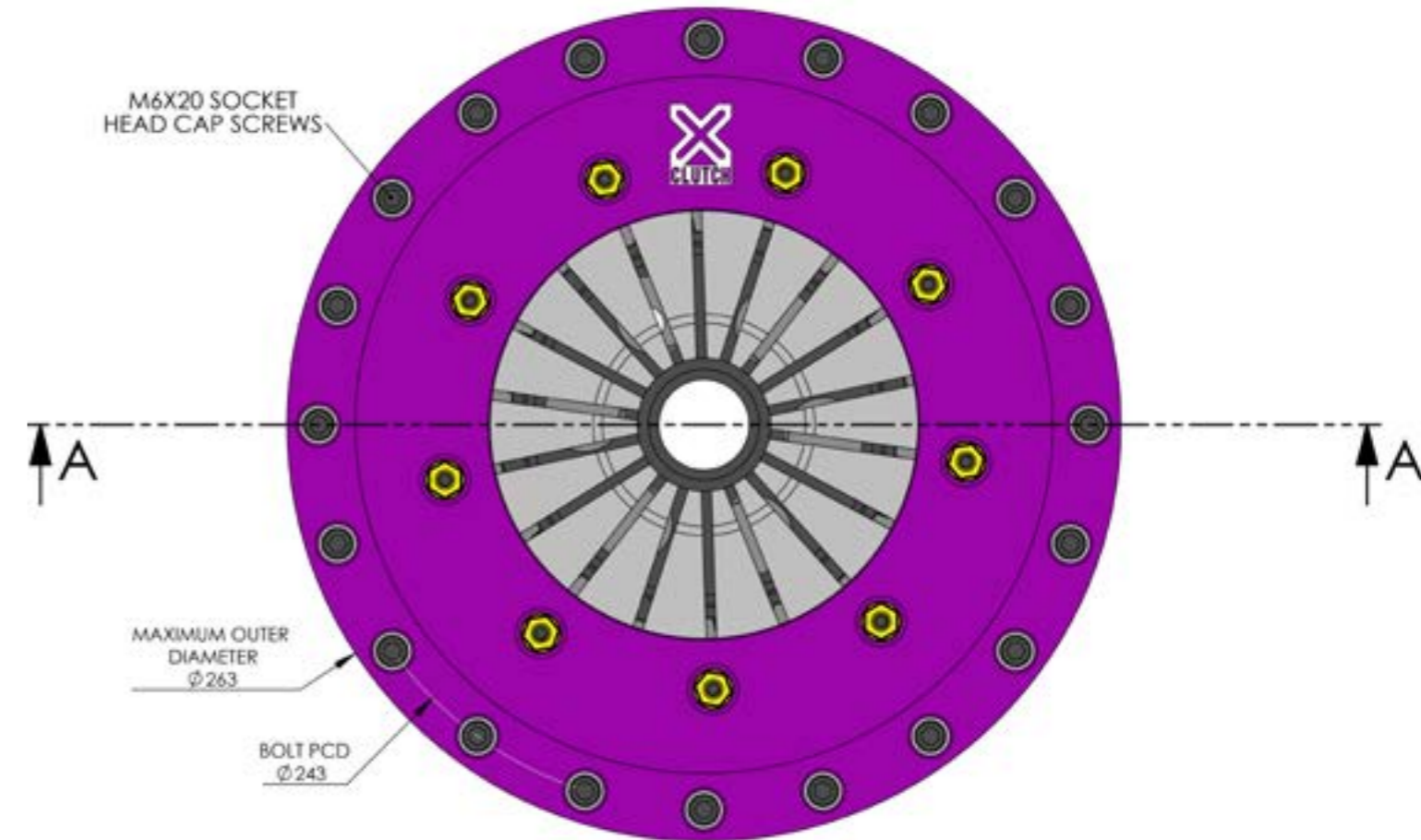
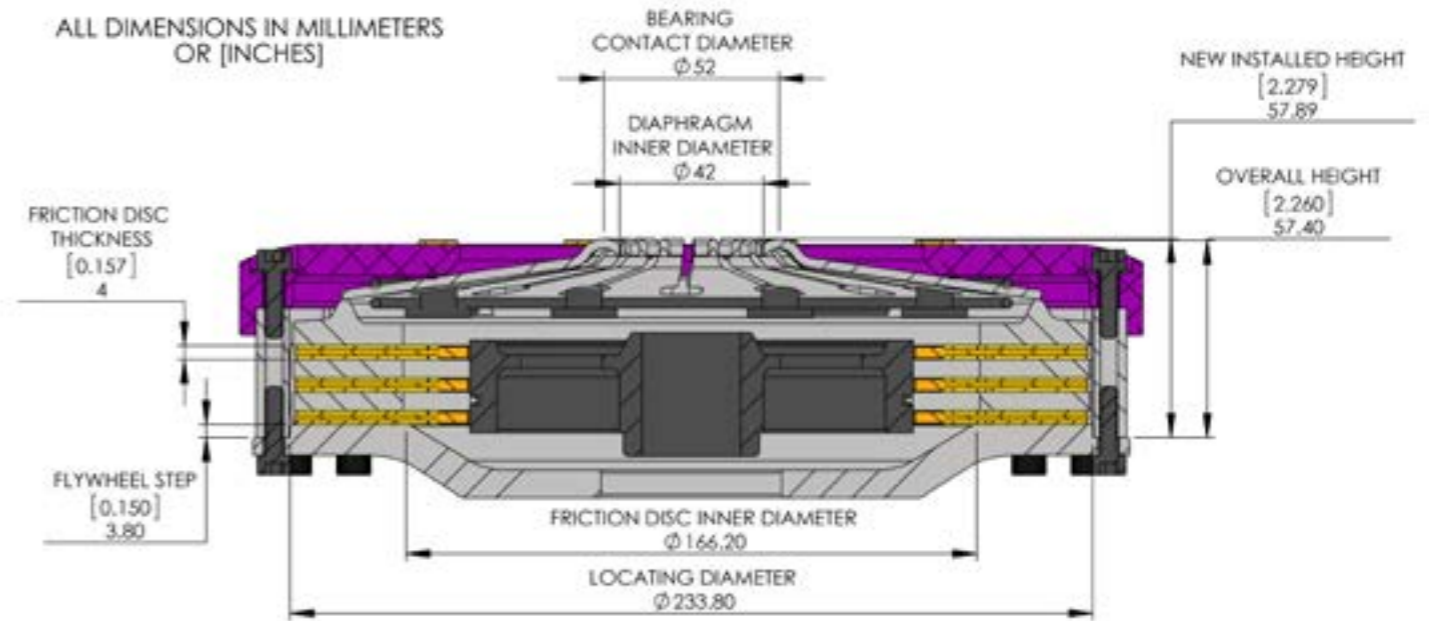
Clamping Force	1300kg
Torque Capacity	2700Nm
Bearing Contact Diameter	65mm
Bearing Load (@ FLAT)	180kg
Release Travel Required	7mm
Assembly Mass (without flywheel)	9.5kg
Disc Set Static Mass	2.6kg
Friction Thickness New	4mm (0.157")
Friction Thickness Worn	3.56mm (0.146")



REPLACEMENT PARTS:

Flat Diaphragm Alloy Hat Assembly	XMC-230-ASSY-FLAT
Pressure Plate Casting	XMC-230-MAIN-495
Intermediate Plate	XMC-230-INTER
Pressure Plate Bolt	BOLT-6X1X20
Adapter Ring Bolt	BOLT-6X1X25
Pressure Plate Washer	WASHER-6mm-F
Adapter Ring	XMC-230-ADAPTER

TECHNICAL DRAWING



TECHNICAL SPECIFICATIONS

Ø 230MM CARBON / CARBON TWIN PLATE FLAT DIAPHRAGM

TECHNICAL SPECS:

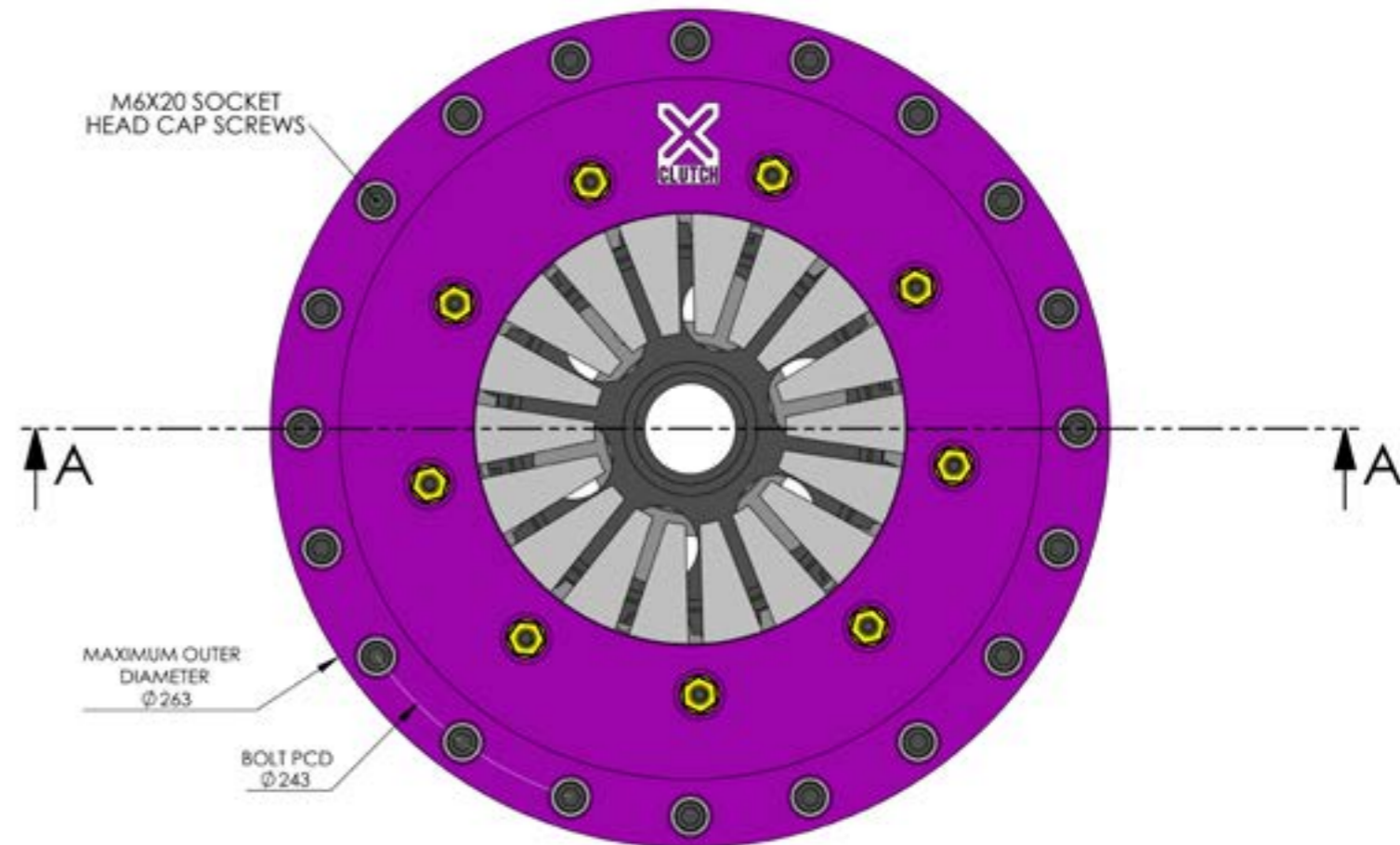
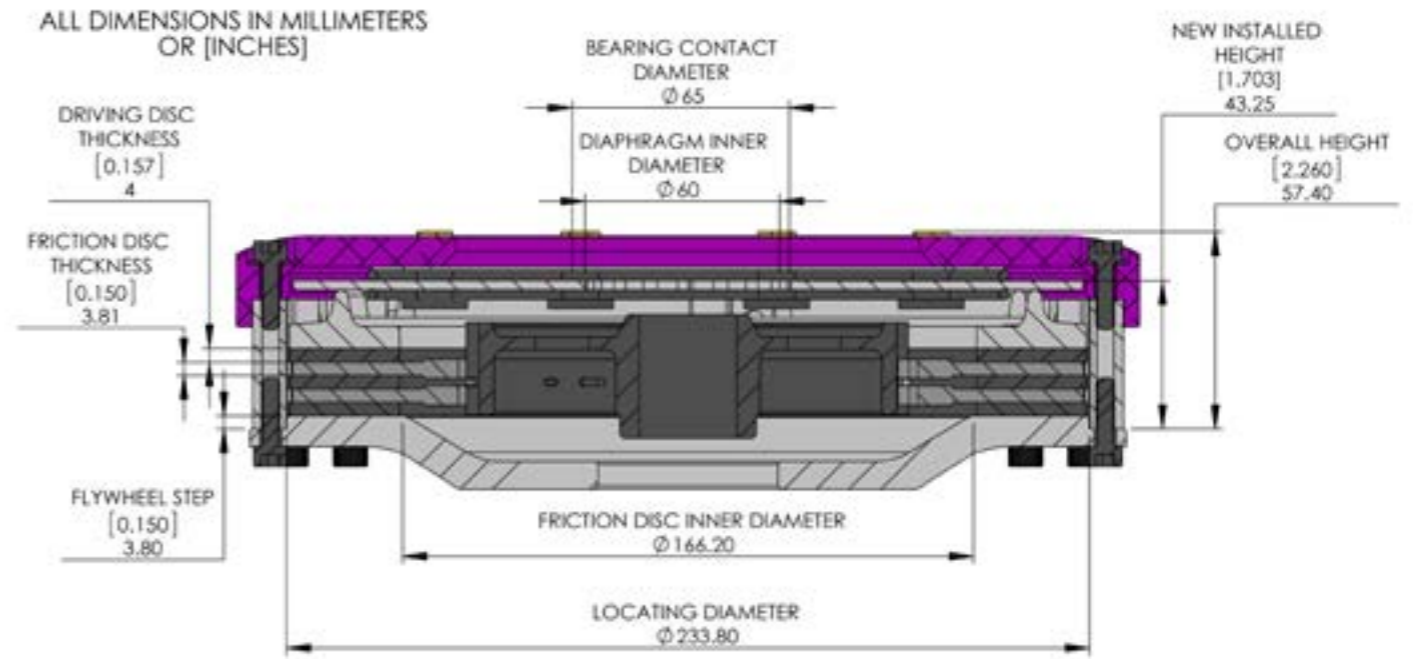
Clamping Force	1300kg
Torque Capacity	2010Nm
Bearing Contact Diameter	65mm
Bearing Load (@ 65mm)	180kg
Release Travel Required	7mm
Assembly Mass (without flywheel)	7.45kg
Disc Set Static Mass	1.75kg
Driven Disc Thickness New	3.81mm
Driven Disc Thickness Worn	3.56mm
Driving Disc Thickness New	4mm (0.157")
Driving Disc Thickness Worn	3.56mm (0.140")



REPLACEMENT PARTS:

Flat Diaphragm Alloy Hat Assembly	XMC-230-ASSY-FLAT
Pressure Plate Casting	XMC-230-MAIN-640
Intermediate Plate	XMC-230-INTER
Pressure Plate Bolt	BOLT-6X1X20
Adapter Ring Bolt	BOLT-6X1X25
Pressure Plate Washer	WASHER-6mm-F
Adapter Ring	XMC-230-ADAPTER

TECHNICAL DRAWING



TECHNICAL SPECIFICATIONS

Ø 230MM CARBON / CARBON TWIN PLATE ROLLED DIAPHRAGM



TECHNICAL SPECS:

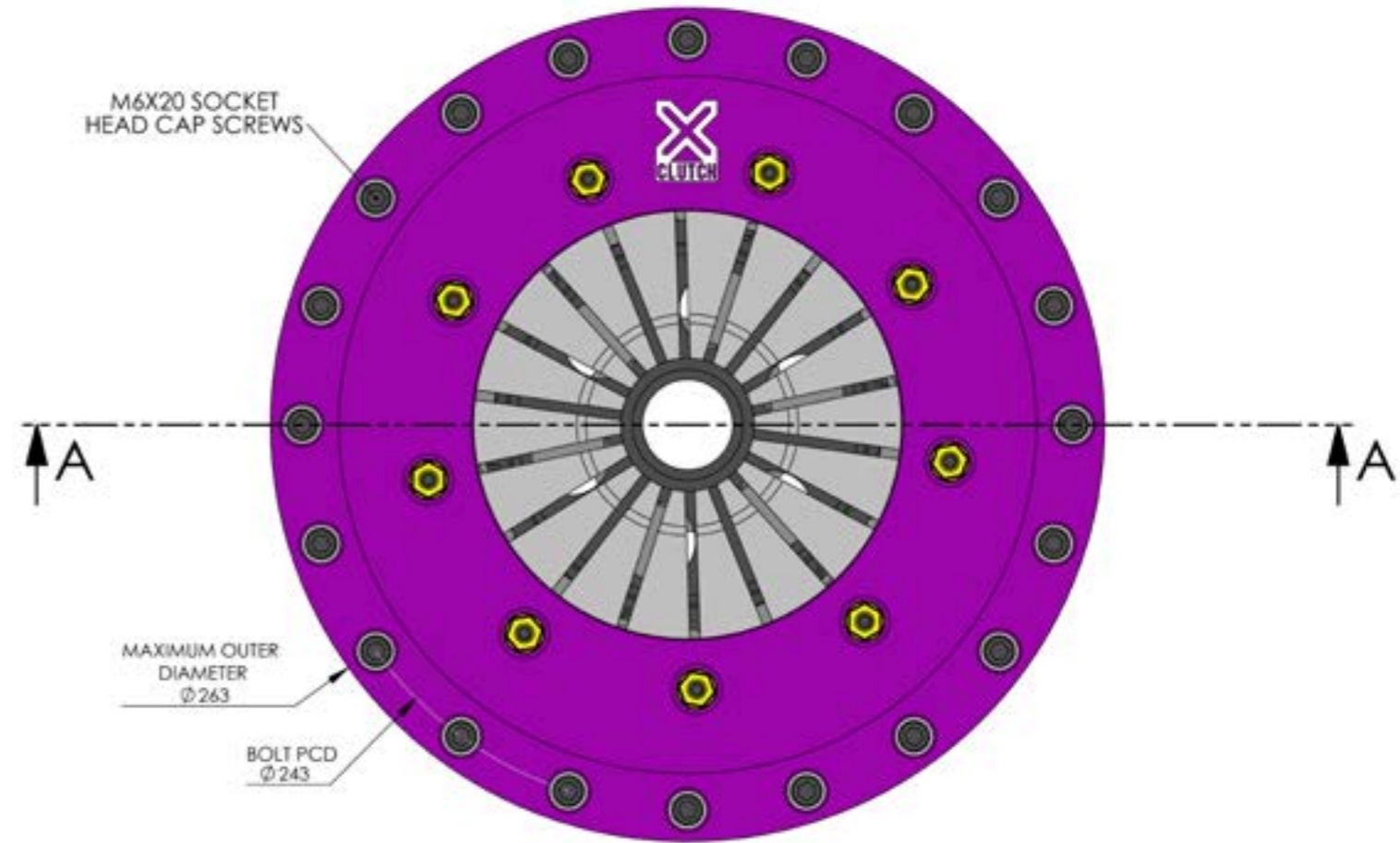
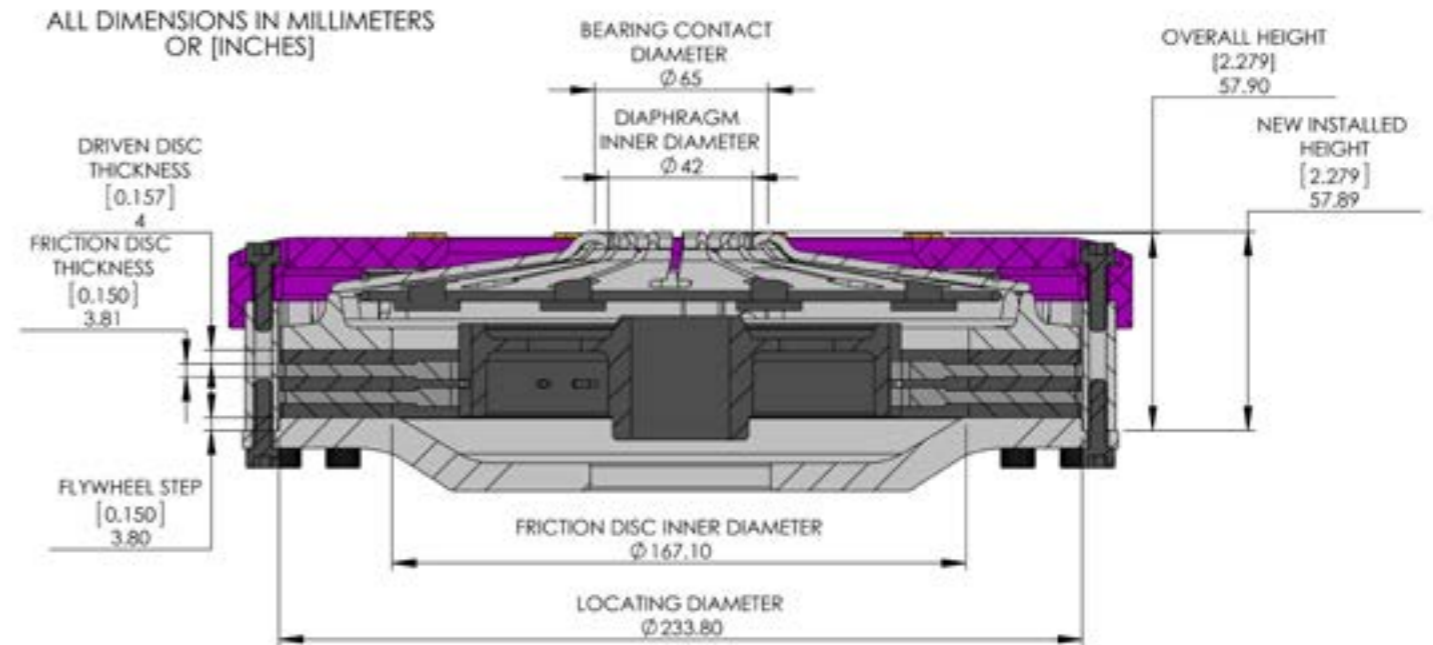
Clamping Force	1300kg
Torque Capacity	2010Nm
Bearing Contact Diameter	FLAT BEARING
Bearing Load (@ 65mm)	150kg
Release Travel Required	7mm
Assembly Mass (without flywheel)	4.75kg
Disc Set Static Mass	4.75kg
Driven Disc Thickness New	3.81mm
Driven Disc Thickness Worn	3.56mm
Driving Disc Thickness New	4mm (0.157")
Driving Disc Thickness Worn	3.56mm (0.140")



REPLACEMENT PARTS:


Flat Diaphragm Alloy Hat Assembly	XMC-230-ASSY-ROLL
Pressure Plate Casting	XMC-230-MAIN-680
Intermediate Plate	XMC-230-INTER
Pressure Plate Bolt	BOLT-6X1X20
Adapter Ring Bolt	BOLT-6X1X25
Pressure Plate Washer	WASHER-6mm-F
Adapter Ring	XMC-230-ADAPTER

TECHNICAL DRAWING



XCLUTCH ORGANIC TWIN PLATE CLUTCH KITS

The XClutch 230mm Twin Plate Organic clutch kit offers high torque capacity whilst retaining driveability on the street.




Designed specifically for high horsepower, street driven vehicles, the 230mm twin plate organic is the ultimate street clutch. The XClutch 230mm range of performance clutch kits offer exceptional driveability and high torque capacity. The twin plate organic 230mm clutch optimises pedal feel and reliability in high horsepower street driven vehicles.

Vehicle	Model	Engine	Twin Plate	Torque (Nm)	Special Notes
BMW					
135i, 335i	E82-88, E90, E91, E92, E93 (8-Bolt Crank)	3.0L (N54B30)	KBM23594-2G	1200	SMF Conversion Kit incl. C/moly F/W & P/P Bolts (Converts OE DMF Kit)
M3	E36	3.0L (S50B30), 3.2L (S50B32)	KBM23589-2G	1200	SMF Conversion Kit incl. C/moly F/W & P/P Bolts (Converts OE DMF Kit)
	E46	3.2L (S54B32)	KBM23550-2G	1200	SMF Conversion Kit incl. C/moly F/W & P/P Bolts (Converts OE DMF Kit)
Z3	E36	3.2L (S50B32)	KBM23589-2G	1200	SMF Conversion Kit incl. C/moly F/W & P/P Bolts (Converts OE DMF Kit)
Ford					
Falcon	BA/BF XR8	BOSS 5.4L	KFD23645-2G	1200	Complete Kit incl. C/moly F/W, CSC & P/P Bolts
Focus	ST	ECOBOOST 2.0L	KFD23659-2G	1200	SMF Conversion Kit incl. C/moly F/W, CSC & P/P Bolts (Converts OE DMF Kit)
	RS (9/10-6/12)	B5254T 2.5L	KFD23648-2G	1200	SMF Conversion Kit incl. C/moly F/W, CSC & P/P Bolts (Converts OE DMF Kit)
	RS (2016-)	ECOBOOST 2.3L	KFD23659-2G	1200	SMF Conversion Kit incl. C/moly F/W, CSC & P/P Bolts (Converts OE DMF Kit)
Mustang S-197 (5th Gen.)	GT, Petrol V8 w/MT82 Transmission (10-14)	Coyote 5.0L	KFD23655-2G	1200	Complete Kit incl. C/moly F/W, CSC & P/P Bolts
Mustang S550 (6th Gen.)	ECOBOOST, Turbo Petrol (8/14-)	ECOBOOST 2.3L	KFD23697-2G	1200	SMF Conversion Kit incl. C/moly F/W, CSC & P/P Bolts (Converts OE DMF Kit)
	GT, Petrol V8 w/MT82 Transmission (8/14-)	Coyote 5.0L	KFD23655-2G	1200	Complete Kit incl. C/moly F/W, CSC & P/P Bolts
FPV					
GT, GT-P, Pursuit, Super Pursuit	BA XR8 / BOSS 290 (3/03-9/05)	BOSS 5.4L	KFD23645-2G	1200	Complete Kit incl. C/moly F/W, CSC & P/P Bolts
GT-P, Pursuit, Super Pursuit	BF XR8 / BOSS 290/302 (10/05-5/08)	BOSS 5.4L	KFD23645-2G	1200	Complete Kit incl. C/moly F/W, CSC & P/P Bolts
Mitsubishi					
Lancer EVO	EVO 4, 5, 6	4G63T	KMI23522-2G	1380	Complete Kit incl. C/moly F/W & P/P Bolts (Pull-Type)
	EVO 7, 8, 9				
	EVO X	4B11T	KMI23523-2G	1380	Complete Kit incl. C/moly F/W & P/P Bolts (Pull-Type)
Nissan					
Cefiro	A31	RB20DET	KNI23530-2G	1200	Complete Kit incl. C/moly F/W & P/P Bolts
Fairlady/300ZX	Z32 Twin Turbo	VG30DETT	KNI23538-2G	1200	Complete Kit incl. C/moly F/W & P/P Bolts
	R31	RB30DE/T	KNI23530-2G	1200	Complete Kit incl. C/moly F/W & P/P Bolts
Skyline	R32 GTS, GTS-T	RB20DET	KNI23530-2G	1200	Complete Kit incl. C/moly F/W & P/P Bolts
	R33 GTS-T	RB25DET	KNI23530-2G	1200	Complete Kit incl. C/moly F/W & P/P Bolts
	R34 GT-T (Pull-Type)	RB25DET	KNI23582-2G	1200	Complete Kit incl. C/moly F/W & P/P Bolts (Push-Type Conversion)
Skyline GTR	BNR32 GTR Early model (Push-Type)	RB26DETT	KNI23530-2G	1200	Complete Kit incl. C/moly F/W & P/P Bolts
	BNR32 GTR Late model (Pull-Type)	RB26DETT	KNI23582-2G	1200	Complete Kit incl. C/moly F/W & P/P Bolts (Push-Type Conversion)
	BCNR33 GTR	RB26DETT	KNI23582-2G	1200	Complete Kit incl. C/moly F/W & P/P Bolts (Push-Type Conversion)
	BNR34 GTR	RB26DETT	KNI23683-2G	1200	Complete Kit incl. C/moly F/W & P/P Bolts (XClutch Conv. Cylinder to convert to Push-Type) *Converts OE DMF Kit
350Z	Z33 -01/05	VQ35DE	KNI23543-2G	1200	SMF Conversion Kit incl. C/moly F/W & P/P Bolts (Converts OE DMF Kit)
Subaru					
BRZ	Z1	FA20	KSU23540-2G	1380	Complete Kit incl. C/moly F/W & P/P Bolts
Impreza	WRX STI (6-Spd) GDB, GGB, GRB, GVB	EJ20T / EJ25T	KSU23531-2G	1380	Complete Kit incl. C/moly F/W & P/P Bolts (Pull-Type)
			KSU23531-2GL	1380	Complete Kit incl. Lightweight C/moly F/W & P/P Bolts (Pull-Type)
Toyota					
86	GT, GTS	4UGSE	KSU23540-2G	1380	Complete Kit incl. C/moly F/W & P/P Bolts
Supra	JZA70 (5-Spd)	1JZ-GTE	KTY23597-2G	1200	Complete Kit incl. C/moly F/W & P/P Bolts (Push-Type Mech. Conversion)
			KTY23680-2G	1200	Complete Kit incl. C/moly F/W & P/P Bolts (XClutchConv. Cylinder to convert to Push-Type)
	JZA80 Non-Turbo (5-Spd) Suit Pressed Metal Fork	2JZ-GE	KTY23533-2G	1380	Complete Kit incl. C/moly F/W & P/P Bolts (Suit Pressed Metal Fork)
	JZA80 Non-Turbo (5-Spd) Suit Cast Iron Fork				
	JZA80 Twin-Turbo (6-Spd)	2JZ-GTE	KTY23536-2G	1200	Complete Kit incl. C/moly F/W & P/P Bolts (Push-Type Mech. Conversion) *Converts OE DMF Kit
			KTY23682-2G	1200	Complete Kit incl. C/moly F/W & P/P Bolts (XClutchConv. Cylinder to convert to Push-Type) *Converts OE DMF Kit
MA70 Turbo (5-Spd)	7M-GTE	KTY23683-2G	1200	Complete Kit incl. C/moly F/W & P/P Bolts (Push-Type Mech. Conversion)	

250MM ORGANIC CLUTCH KITS

Vehicle	Model	Engine	Twin Plate	Torque (Nm)	Twin Plate XHD	Torque (Nm)	Special Notes
Ford							
Mustang S-197 (5 th Gen.)	Shelby GT500, Petrol V8 Supercharged w/ TR6060 Transmission (06-09)	Modular 5.4L	KFD25630-2A	995	KFD25630-2AX	1035	
	Shelby GT500, Petrol V8 Supercharged w/ TR6060 Transmission (10-12)	Modular 5.4L					
	Boss 302, Petrol V8 w/TR6060 Transmission (11-14)	Coyote 5.0L	KFD25630-2A	995	KFD25630-2AX	1035	
	Shelby GT500, Petrol V8 Supercharged w/ TR606 Transmission (13-14)	Modular 5.8L					
FPV							
GS, GT, GT F 351, GT-E, GT-P	FG XR8 / BOSS 315/335 (10/10-)	BOSS 5.0L Supercharged	KFD25630-2A	955	KFD25630-2AX	1035	
Holden							
Commodore	VE S1 incl. Berlina, SS, SS-V (8/06-8/10)	LS2 / LS3 (L98)	KGM25620-2A	955	KGM25620-2AX	1035	Complete Kit incl. C/moly F/W, CSC & P/P Bolts
	VE S2 (6/09-8/10)	LS3 (L98)					
	VE S2 incl. Berlina, SS, SS-V, Sportswagon (9/10-12/11)	LS3 (L77)					
HSV							
Clubsport R8, GTS, Maloo R8, Senator	VE V8 (8/06-3/08)	LS2 / LS3 (L98)	KGM25620-2A	955	KGM25620-2AX	1035	Complete Kit incl. C/moly F/W, CSC & P/P Bolts
Clubsport R8, GTS, Maloo R8, Senator	VE V8 (4/08-2/10)	LS3 (L98)	KGM25620-2A	955	KGM25620-2AX	1035	Complete Kit incl. C/moly F/W, CSC & P/P Bolts
W427	VE V8 (7/08-9/09)	LS7	KGM25620-2A	955	KGM25620-2AX	1035	Complete Kit incl. C/moly F/W, CSC & P/P Bolts
Clubsport R8, GTS, Maloo GXP / R8, Senator	VE V8 (2/10-8/11)	LS3 (L98)	KGM25620-2A	955	KGM25620-2AX	1035	Complete Kit incl. C/moly F/W, CSC & P/P Bolts

If you don't see your vehicle listed or you have an enquiry relating to a listing in the catalogue, please call **+61 8 8300 5000** (international). You can also forward all enquiries to sales@xclutchusa.com.au Alternatively please visit www.xclutchusa.com for further information.



TECHNICAL SPECIFICATIONS

Ø 230MM (9") ORGANIC TWIN PLATE FLAT DIAPHRAGM



TECHNICAL SPECS:

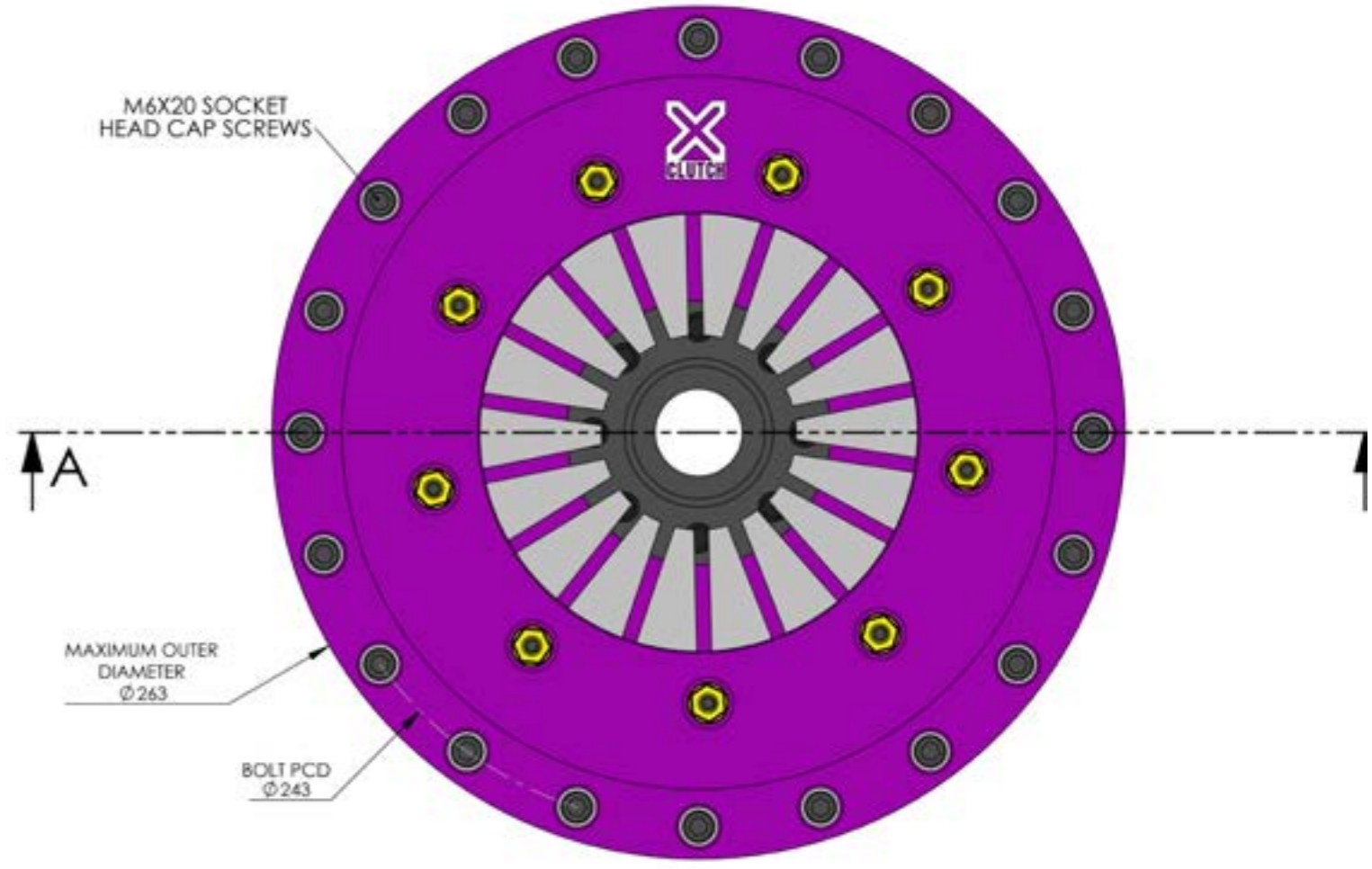
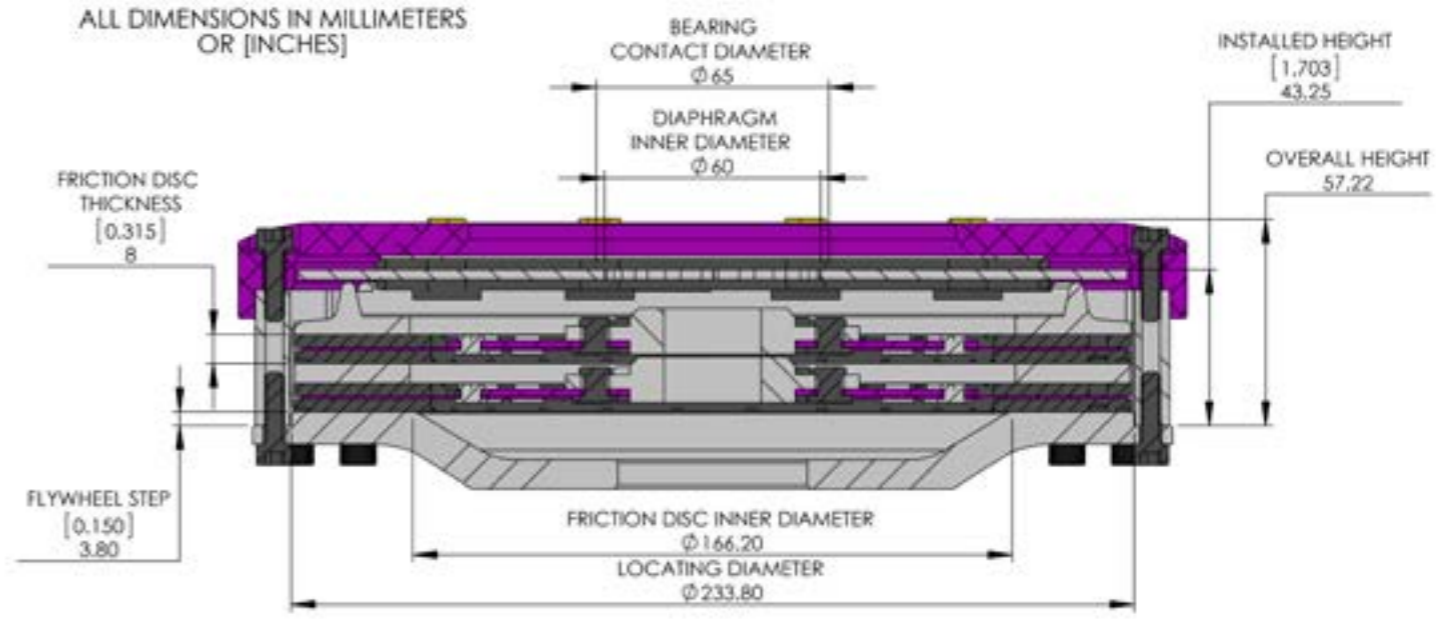
Clamping Force	1300kg
Torque Capacity	1200Nm
Bearing Contact Diameter	65mm
Bearing Load (@ 65mm)	180kg
Release Travel Required	7mm
Assembly Mass (without flywheel)	8.3kg
Disc Set Static Mass	1.7kg
Friction Thickness New	8mm (0.314")
Friction Thickness Worn	7.5mm (0.295")



REPLACEMENT PARTS:

Flat Diaphragm Alloy Hat Assembly	XMC-230-ASSY-ROLL
Pressure Plate Casting	XMC-230-MAIN-570
Intermediate Plate	XMC-230-INTER
Pressure Plate Bolt	BOLT-6X1X20
Adapter Ring Bolt	BOLT-6X1X25
Pressure Plate Washer	WASHER-6mm-F
Adapter Ring	XMC-230-ADAPTER

TECHNICAL DRAWING



TECHNICAL SPECIFICATIONS

Ø 230MM (9") ORGANIC TWIN PLATE ROLLED DIAPHRAGM

TECHNICAL SPECS:

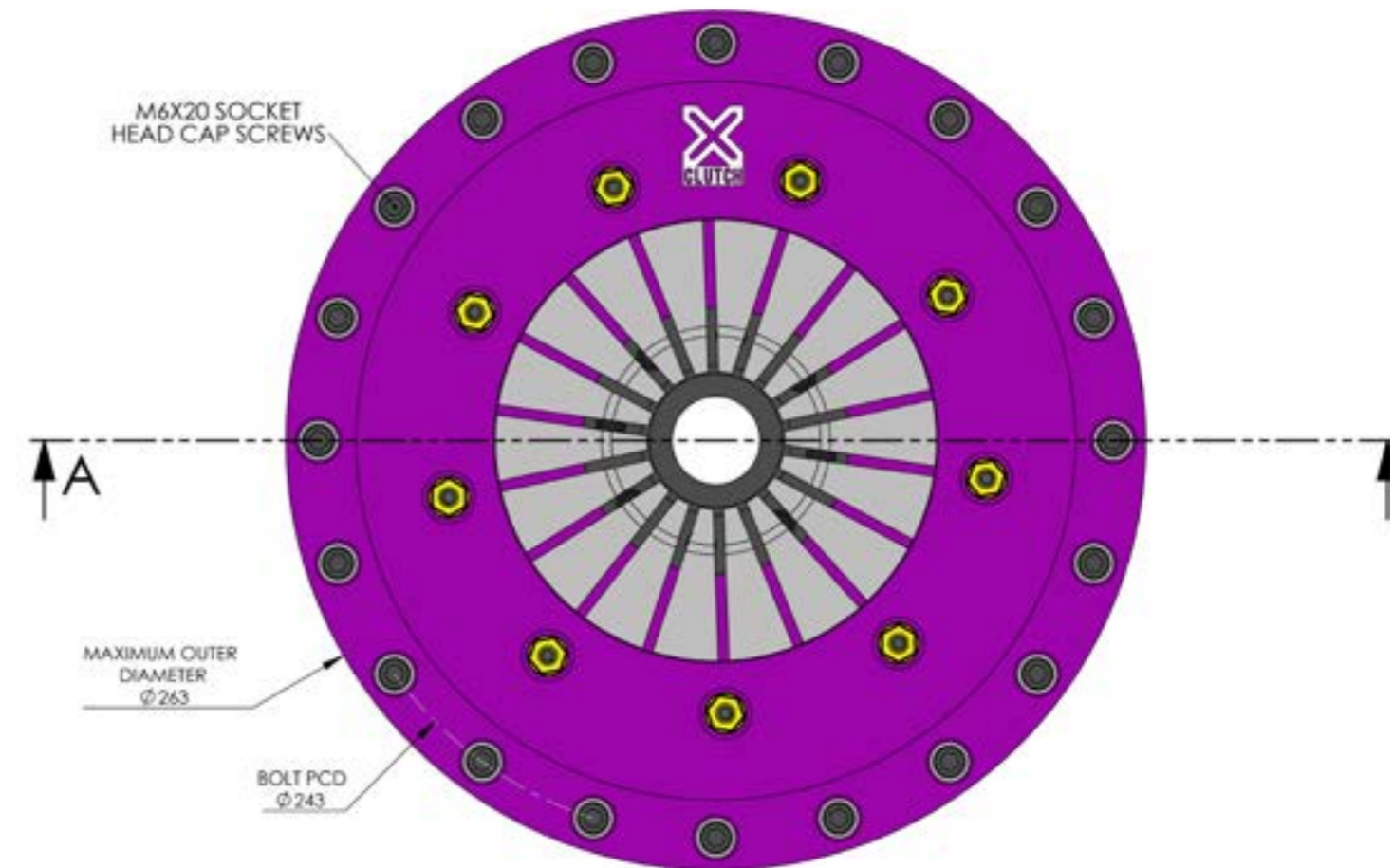
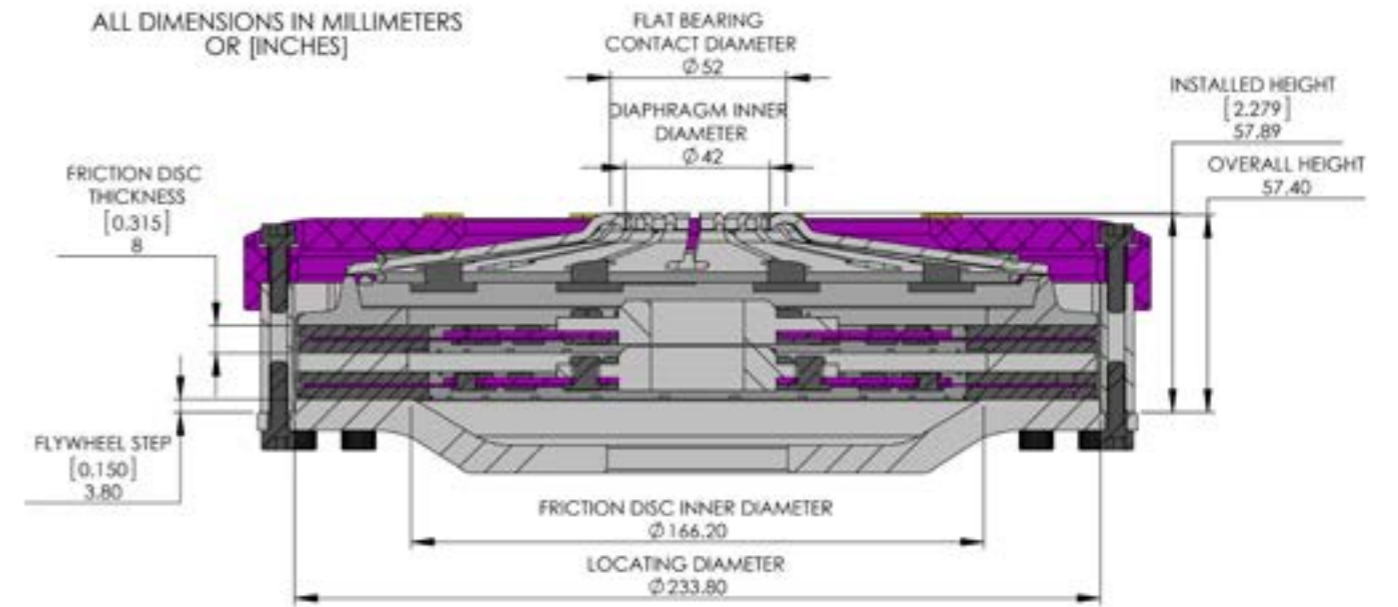
Clamping Force	1300kg
Torque Capacity	1200Nm
Bearing Contact Diameter	FLAT BEARING
Bearing Load (@ FLAT)	150kg
Release Travel Required	7mm
Assembly Mass (without flywheel)	8.3kg
Disc Set Static Mass	1.7kg
Friction Thickness New	8mm (0.314")
Friction Thickness Worn	7.5mm (0.295")



REPLACEMENT PARTS:

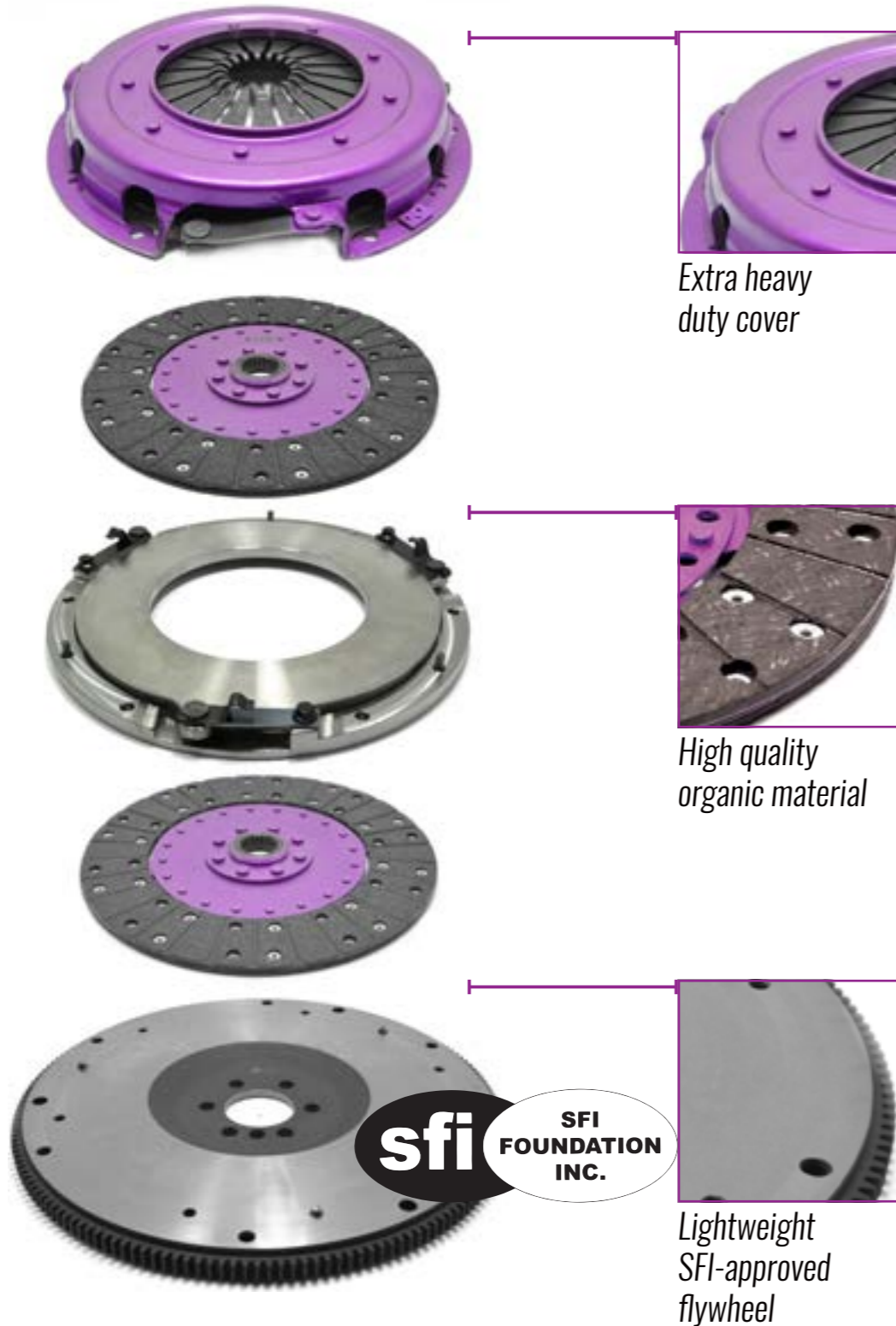
Flat Diaphragm Alloy Hat Assembly	XMC-230-ASSY-ROLL
Pressure Plate Casting	XMC-230-MAIN-570
Intermediate Plate	XMC-230-INTER
Pressure Plate Bolt	BOLT-6X1X20
Adapter Ring Bolt	BOLT-6X1X25
Pressure Plate Washer	WASHER-6mm-F
Adapter Ring	XMC-230-ADAPTER

TECHNICAL DRAWING



XCLUTCH 270MM ORGANIC CLUTCH KITS

The XClutch 270mm Organic Twin Plate Clutch is designed for high horsepower street and track vehicles, offering improved driveability on the street in comparison to the ceramic equivalents.



The XClutch 270mm range is designed primarily for use in high power street vehicles that require modulation in the pedal but also high torque capacity. Available for a range of LS, Barra and BOSS engines, these clutch kits are ideal for high performance V8 and V6 turbo builds.

Vehicle	Model	Engine	Twin Plate	Torque (Nm)	Special Notes
Chevrolet					
Camaro	Z28, Z28 SS, 5.7L V8 (98-02) 4th Gen.	LS1	KGM27630-2G	1120	Complete Kit incl. C/moly F/W, CSC & P/P Bolts
	SS, 6.2L V8 (10-14) 5th Gen.	LS3	KGM27631-2G	1120	Complete Kit incl. C/moly F/W, CSC & P/P Bolts
Corvette	C5, 5.7L V8 (97-04)	LS1	KGM27630-2G	1120	Complete Kit incl. C/moly F/W, CSC & P/P Bolts
Ford					
Falcon	BA/BF XR6 Turbo	Barra 4.0L	KFD27631-2G	1120	Complete Kit incl. C/moly F/W, CSC & P/P Bolts
	BA/BF XR8	BOSS 5.4L	KFD27630-2G	1120	Complete Kit incl. C/moly F/W, CSC & P/P Bolts
	FG XR6 Turbo	Barra 4.0L	KFD27633-2G	1120	Complete Kit incl. C/moly F/W, CSC & P/P Bolts
	FG XR8	BOSS 5.4L	KFD27632-2G	1120	Complete Kit incl. C/moly F/W, CSC & P/P Bolts
Mustang S-197 (Fifth Gen.)	Shelby GT500, Petrol V8 Supercharged w/TR6060 Transmission (06-09)	Modular 5.4L	KFD27695-2G	1120	Complete Kit incl. C/moly F/W, CSC & P/P Bolts
	Shelby GT500, Petrol V8 Supercharged w/TR6060 Transmission (10-12)	Modular 5.4L			
	GT, Petrol V8 w/MT82 Transmission (10-14)	Coyote 5.0L	KFD27655-2G	1120	Complete Kit incl. C/moly F/W, CSC & P/P Bolts
	Boss 302, Petrol V8 w/TR6060 Transmission (11-14)	Coyote 5.0L			
	Shelby GT500, Petrol V8 Supercharged w/TR606 Transmission (13-14)	Modular 5.8L	KFD27695-2G	1120	Complete Kit incl. C/moly F/W, CSC & P/P Bolts
	GT, Petrol V8 w/MT82 Transmission (8/14-)	Coyote 5.0L	KFD27655-2G	1120	Complete Kit incl. C/moly F/W, CSC & P/P Bolts
FPV					
F6, Typhoon, Tornado	BA XR6T (10/04-9/05)	Barra 4.0L	KFD27631-2G	1120	Complete Kit incl. C/moly F/W, CSC & P/P Bolts
GT, GT-P, Pursuit, Super Pursuit	BA XR8 / BOSS 290 (3/03-9/05)	BOSS 5.4L	KFD27630-2G	1120	Complete Kit incl. C/moly F/W, CSC & P/P Bolts
F6, Force 6, Typhoon, Tornado	BF XR6T (10/05-5/08)	Barra 4.0L	KFD27631-2G	1120	Complete Kit incl. C/moly F/W, CSC & P/P Bolts
GT-P, Pursuit, Super Pursuit	BF XR8 / BOSS 290/302 (10/05-5/08)	BOSS 5.4L	KFD27630-2G	1120	Complete Kit incl. C/moly F/W, CSC & P/P Bolts
F6, F6-E	FG XR6T (6/08-)	Barra 4.0L	KFD27633-2G	1120	Complete Kit incl. C/moly F/W, CSC & P/P Bolts
GS, GT, GT F 351, GT-E, GT-P	FG XR8 / BOSS 315/335 (10/10-)	BOSS 5.0L Supercharged	KFD27695-2G	1120	Complete Kit incl. C/moly F/W, CSC & P/P Bolts
GS, GT, GT-E, GT-P, Pursuit, Super Pursuit	FG XR8 / BOSS 302/315 (6/08-9/10)	BOSS 5.4L	KFD27632-2G	1120	Complete Kit incl. C/moly F/W, CSC & P/P Bolts
Holden					
Commodore	VT S2-VZ V8 incl. Berlina, SS, SS-Z, SV8 (6/99-1/07)	LS1 (GENIII)	KGM27630-2G	1120	Complete Kit incl. C/moly F/W, CSC & P/P Bolts
	VE S1 incl. Berlina, SS, SS-V (8/06-8/10)	LS2 / LS3 (L98)			
	VE S2 (6/09-8/10)	LS3 (L98)	KGM27631-2G	1120	Complete Kit incl. C/moly F/W, CSC & P/P Bolts
	VE S2 incl. Berlina, SS, SS-V, Sportswagon (9/10-12/11)	LS3 (L77)			
	VE incl. Berlina, SS, SS-V, Sportswagon (11/12-4/13)	LS3 (L77)	KGM27632-2G	1120	SMF Conversion Kit incl. C/moly F/W & P/P Bolts (Converts OE DMF Kit)
	VF incl. SS, SS-V, Sportswagon (5/13-)	LS3 (L77)	KGM27632-2G	1120	SMF Conversion Kit incl. C/moly F/W & P/P Bolts (Converts OE DMF Kit)
HSV					
Clubsport / R8, Coupe, GTS, Maloo / R8, Senator	VT-VZ V8 (6/99-1/07)	LS1 (GENIII)	KGM27630-2G	1120	Complete Kit incl. C/moly F/W, CSC & P/P Bolts
Clubsport R8, GTS, Maloo R8, Senator	VE V8 (8/06-3/08)	LS2 / LS3 (L98)	KGM27631-2G	1120	Complete Kit incl. C/moly F/W, CSC & P/P Bolts
Clubsport R8, GTS, Maloo R8, Senator	VE V8 (4/08-2/10)	LS3 (L98)	KGM27631-2G	1120	Complete Kit incl. C/moly F/W, CSC & P/P Bolts
W427	VE V8 (7/08-9/09)	LS7	KGM27631-2G	1120	Complete Kit incl. C/moly F/W, CSC & P/P Bolts
Clubsport R8, GTS, Maloo GXP / R8, Senator	VE V8 (2/10-8/11)	LS3 (L98)	KGM27631-2G	1120	Complete Kit incl. C/moly F/W, CSC & P/P Bolts
Clubsport GXP / R8, GTS, Maloo GXP / R8, Senator	VE V8 (9/11-5/13)	LS3 (L98)	KGM27632-2G	1120	SMF Conversion Kit incl. C/moly F/W & P/P Bolts (Converts OE DMF Kit)
Clubsport / R8, GTS Maloo, Maloo R8, Senator	VF V8 (6/13-)	LS3 (L98)	KGM27632-2G	1120	SMF Conversion Kit incl. C/moly F/W & P/P Bolts (Converts OE DMF Kit)
GTS, GTS Maloo	VF V8	LSA (Supercharged)	KGM27634-2G	1120	SMF Conversion Kit incl. C/moly F/W & P/P Bolts (Converts OE DMF Kit)
Clubsport R8	VF V8 (11/15-)	LSA (Supercharged)	KGM27634-2G	1120	SMF Conversion Kit incl. C/moly F/W & P/P Bolts (Converts OE DMF Kit)
Maloo R8	VF V8 (11/15-)	LSA (Supercharged)	KGM27634-2G	1120	SMF Conversion Kit incl. C/moly F/W & P/P Bolts (Converts OE DMF Kit)

Vehicle	Model	Engine	Twin Plate	Torque (Nm)	Special Notes
Vauxhall	VXR-05	5.7L LS1	KGM27630-2H	1120	Complete Kit incl. C/moly F/W, CSC & P/P Bolts
Monaro	VXR8 -12/11	6.0L LS2	KGM27631-2H	1120	Complete Kit incl. C/moly F/W, CSC & P/P Bolts
	VXR8 1/12-	6.2L LS3	KGM27632-2H	1120	SMF Conversion Kit incl. C/moly F/W & P/P Bolts (Converts OE DMF Kit)

If you don't see your vehicle listed or you have an enquiry relating to a listing in the catalogue, please call **+61 8 8300 5000** (international). You can also forward all enquiries to sales@xclutchusa.com.au Alternatively please visit www.xclutchusa.com for further information.



Single Plate Performance Upgrade Flywheels



The following flywheel specifications are given as a guide only. Specifications, including weights, may change at any time as the product develops.

FLYWHEELS TO SUIT SINGLE PLATE APPLICATIONS

The XClutch range of performance flywheels enables your vehicle to respond differently to your throttle inputs, allowing you to keep control and gain more out of your vehicle's performance.

Please Note: The flywheels listed in this catalogue are to suit XClutch stage 1,2 and 3 kits and are not suitable for the "Motorsport" range due to changes in cover design. For listings relating to weighted, aluminium and motorsport flywheels, please contact XClutch.

CHROMOLY



XClutch Chromoly Flywheels are explosion-proof and have been SFI tested and approved. XClutch flywheels come with integral ring gear and timing sensor ring as required by the application.

CHROMOLY LIGHTWEIGHT



XClutch Chromoly Lightweight Flywheels carry full SFI safety approval whilst offering an extremely light flywheel solution for a variety of applications. XClutch Chromoly Lightweight flywheels are designed for race use where it is critical to minimise rotational inertia.

WEIGHTED



XClutch Flywheels are also available in 'weighted' variants for selected applications. These flywheels are made from the same materials as XClutch chromoly lightweight flywheels, but have increased mass compared with their standard equivalent to suit applications such as drift and drag racing.

ALUMINIUM



XClutch Aluminium Flywheels are lightweight to reduce inertia and improve throttle response. This style of flywheel offers quicker shift times between gears and enhanced acceleration. XClutch Aluminium Flywheels also have replaceable inserts, available through XClutch.

MOTORSPORT



The XClutch range of Motorsport flywheels are designed specifically for XClutch 184mm, 200mm, 230mm, 250mm and 270mm alloy covers and are provided as part of the "Motorsport" kit range. They are not suitable for standard replacement, stage 1, stage 2 or stage 3 clutch kits.

BUTTON



XClutch Button Flywheels have been designed to suit 184mm Multi-Plate clutch systems. The engineered flywheels have no ring gear and have been designed to be fitted in applications using an automatic flex plate or in applications where no ring gear is required. This provides the lightest clutch and flywheel combination in the XClutch range.

Vehicle	Model	Engine	Chromoly Flywheels	Weight	Lightweight Chromoly Flywheels	Weight	Button Flywheels	Special Notes	
BMW									
BMW M3 E36	Z3 M3 E36	3.2L DOHC	FBM003C	7.15 kg	FBM003CL	5.47 kg		*Suits XClutch only (KBM24504-1*)	
Chrysler									
Valiant	Charger R/T	215, 245, 265, 318, 340, 360	FCY030C	8.40 kg				*Single Plate 10" Conversion Flywheel (KCY25502-1*)	
Ford									
Falcon	1970 XY-EA 1992, Ford F250 67-69	3.3L / 3.9L / 4.0L 6CYL	FFD110C	12.00 kg				*To suit 6CYL only	
	EF/EL/AU 6CYL, XR6	4.0L	FFD112C	9.53 kg	FFD112CL	7.65 kg			
	EF/EL/AU 8CYL, XR8	5.0L	FFD001C	11.65 kg	FFD001CL	5.89 kg	FFD001MD7BP		
	BA/BF XR6T	Barra 4.0L		FFD109C	9.20 kg	FFD109CL	8.60 kg		*Suits XClutch only, 280mm Upgrade Kit (KFD28680-1*)
				FFD114C	9.20 kg				
	BA/BF XR8	BOSS 5.4L		FFD015C	8.50 kg	FFD015CL	5.58 kg		*Suits XClutch only
FG XR6T	Barra 4.0L		FFD140C	12.63 kg				*Suits XClutch only	
FG XR8	BOSS 5.4L		FFD015C	8.50 kg	FFD015CL	5.58 kg		*Suits XClutch only	
Holden									
Commodore	VS S2-VY S3 6CYL	3.8L / Ecotec	FGM113C	6.63 kg				*Suits XClutch only, Solid Flywheel Replacement (KGM24520-1*)	
	VZ-VE 6CYL	Alloytech 3.6L	FGM115C	10.78 kg				*Suits XClutch only, Solid Flywheel Replacement (KGM26630-1*)	
	VT S2-VZ V8	LS1	FGM005C	11.13 kg	FGM005CL	7.00 kg	FGM005MD7BP	*Suits XClutch only (KGM28691-1*)	
	VE V8	LS2/LS3		FGM005C	11.13 kg				*Suits Non-SAC 280mm Kit (KGM28692-1*)
FGM145C				13.04 kg				*Suits Non-SAC 290mm Kit (KGM29692-1*)	
Honda									
Civic	EK4/9 VTiR, SiR, Si, Type R	B16A/B	FHN107C	5.20 kg	FHN107CL	4.00 kg			
	EP3	K20A			FHN007CL	3.70 kg			
Fit (Jazz)	GK5 1.5L 7/14-	L15Z	FHN015C	4.50 kg					
Integra	DC2, Type R	B18C	FHN003C	5.60 kg	FHN003CL	3.90 kg			
	DC5, Type R, Type S, (6-Spd)	K20A			FHN007CL	3.70 kg			
S2000	AP1/2	F20C	FHN009C	5.23 kg	FHN009CL	3.91 kg			
Mazda									
MX5	NA, NA8C	BP	FMZ002C	6.10 kg	FMZ002CL	4.70 kg			
	NB, NB8C, Petrol Turbo model incl.	BP, BPT	FMZ002C	6.10 kg	FMZ002CL	4.70 kg			
	NC, NCEC	LFDE 2.0L	FMZ008C	5.56 kg	FMZ008CL	3.84 kg			
RX7	FC3S	13B-T	FMZ004C	6.12 kg	FMZ004CL	4.68 kg			
	FD3S	13B	FMZ004C	6.12 kg	FMZ004CL	4.68 kg			
RX8	SE3P	13B	FMZ004C	6.12 kg	FMZ004CL	4.68 kg			

Vehicle	Model	Engine	Chromoly Flywheels	Weight	Lightweight Chromoly Flywheels	Weight	Button Flywheels	Special Notes
Mini								
Mini Cooper S	R52, R53 2002- Petrol Supercharged		FMC002C	6.19 kg	FMC002CL	4.19 kg		*Suits XClutch only, Solid Flywheel Replacement (KMC22591-1*)
Mitsubishi								
Colt	Ralliart, Turbo 04-	4G15T	FMI116C	6.70 kg				
Eclipse (USA)	3.0L V6 model, 2001-05	6G72	FMI008C	5.80 kg	FMI008CL	4.52 kg		
Lancer EVO	EVO 4, 5, 6, 7	4G63T	FMI010C	4.81 kg				
	EVO 8, 9	4G63T	FMI010C	4.81 kg				
	EVO X	4B11T	FMI011C	5.53 kg	FMI011CL	4.29 kg		
	EVO 1, 2, 3	4G63T (7 Bolt crank)	FMI003C	5.15 kg				
	EVO 1, 2, 3	4G63T (6 Bolt crank)	FMI004C	4.98 kg				
Nissan								
180SX	180SX	SR20DET	FNI013C	5.70 kg	FNI013CL	4.30 kg		
	180SX	CA18DET	FNI040C	5.90 kg				
Cefiro	A31	RB20DET	FNI024C	8.15 kg	FNI024CL	5.50 kg		
Fairlady 300ZX	Z32 Twin Turbo	VG30DETT	FNI005C	5.80 kg	FNI005CL	4.97 kg		
Silvia	S13	SR20DET	FNI013C	5.70 kg	FNI013CL	4.30 kg		
	S13	CA18DET	FNI040C	5.90 kg				
	S14	SR20DET	FNI013C	5.70 kg	FNI013CL	4.30 kg		
Silvia 200SX	S15	SR20DET	FNI042C	6.60 kg	FNI042CL	5.50 kg		*Suits XClutch only, Solid Flywheel Replacement (KNI24540-1*)
Skyline	R31	RB30DE/T	FNI024C	8.15 kg	FNI024CL	5.50 kg		
	R32 GTS, GTS-T	RB20DET	FNI024C	8.15 kg	FNI024CL	5.50 kg		
	R33 GTS-T	RB25DET	FNI024C	8.15 kg	FNI024CL	5.50 kg		
	R34 GT-T (Pull-Type)	RB25DET	FNI024C	8.15 kg	FNI024CL	5.50 kg		
Skyline GTR	BNR32 GTR Early model (Push-Type)	RB26DETT	FNI024C	8.15 kg	FNI024CL	5.50 kg		
	BNR32 GTR Late model (Pull-Type)	RB26DETT	FNI024C	8.15 kg	FNI024CL	5.50 kg		
	BCNR33 GTR	RB26DETT	FNI024C	8.15 kg	FNI024CL	5.50 kg		
	BNR34 GTR	RB26DETT	FNI134C	8.20 kg	FNI134C	8.20 kg		*Suits XClutch only, Solid Flywheel Replacement (KNI25515-1*)
Stagea	C34	RB25DET	FNI024C	8.15 kg	FNI024CL	5.50 kg		
350Z	Z33 -01/05	VQ35DE	FNI018C	8.46 kg	FNI018CL	6.30 kg		*Suits XClutch only (Solid Flywheel Replacement)
	Z33 01/05-	VQ35HR	FNI132C	8.25 kg				*Suits XClutch only (Solid Flywheel Replacement incl. CSC)
370Z	Z34	VQ37VHR	FNI132C	8.25 kg				*Suits XClutch only (Solid Flywheel Replacement incl. CSC)

Vehicle	Model	Engine	Chromoly Flywheels	Weight	Lightweight Chromoly Flywheels	Weight	Button Flywheels	Special Notes
Subaru								
BRZ	Z1	FA20	FSU104C	6.53 kg				
Impreza	WRX (5-Spd) GC8, GF8, GDA, GGA	EJ20T	FSU002C	6.10 kg	FSU002CL	4.54 kg		
	WRX STI (6-Spd) GDB, GGB, GRB, GVB	EJ20T / EJ25T	FSU003C	6.83 kg	FSU003CL	5.75 kg		
	WRX 2.5L (10/05-) GDA	EJ205	FSU103C	6.53 kg	FSU103CL	4.50 kg		
Forester	SF5 / SG5 Petrol Turbo	EJ20T	FSU002C	6.10 kg	FSU002CL	4.54 kg		
	SG9, XT	EJ25T	FSU103C	6.53 kg	FSU103CL	4.50 kg		
Liberty Legacy	RS Turbo	EJ20G	FSU002C	6.10 kg	FSU002CL	4.54 kg		
	B4 Twin Turbo	EJ206 / EJ208	FSU002C	6.10 kg	FSU002CL	4.54 kg		
	GT Turbo	EJ20Y	FSU103C	6.53 kg	FSU103CL	4.50 kg		*Suits XClutch only (Solid Flywheel Replacement)
	GT, GT-B STI Turbo	EJ255	FSU002C	6.10 kg	FSU002CL	4.54 kg		
Suzuki								
Swift	Sports, 1.6L	M16A	FSZ002C	4.53 kg				
Toyota								
86	GT, GTS	4UGSE	FSU104C	6.53 kg				
Altezza	SXE10	3SGE	FLX102C	12.50 kg				*Suits XClutch only (Solid Flywheel Replacement)
Chaser								
Cresta	JZX90, JZX100, JZX110 (Pull-Type)	1JZ-GTE	FTY018C	6.20 kg				
Mark II								
Soarer								
Corolla Sprinter	AE86 RWD	4A-GE	FTY007C	5.10 kg	FTY007CL	3.90 kg		
	AE92 FWD 1/91-	4A-GE	FTY007C	5.10 kg	FTY007CL	3.90 kg		
	AE101 / AE111 FWD	4A-GE	FTY007C	5.10 kg	FTY007CL	3.90 kg		
MR2	SW20	3SGTE	FTY001C	5.33 kg	FTY001CL	4.24 kg		
Celica	GT4, ST185, ST205	3SGTE	FTY001C	5.33 kg	FTY001CL	4.24 kg		
	SX, ZR, 99-05 (6-Spd)	2ZZGE 1.8L 6 Speed	FTY013C	5.30 kg				
Supra	JZA70	1JZ-GTE	FTY018C	6.20 kg	FTY018CL	5.15 kg		
	JZA80 (6-Spd)	2JZ-GTE	FTY012C	8.54 kg				*Suits XClutch only (Solid Flywheel Replacement)

If you don't see your vehicle listed or you have an enquiry relating to a listing in the catalogue, please call +61 8 8300 5000 (international). You can also forward all enquiries to sales@xclutchusa.com.au Alternatively please visit www.xclutchusa.com for further information.

CONCENTRIC SLAVE CYLINDERS

XClutch can provide a variety of Concentric Slave Cylinders (CSC) to either upgrade your vehicle's standard CSC or provide a solution for a gearbox or engine conversion. The XClutch CSC range can improve pedal effort and allow for an easier installation process.



MASTER CYLINDERS

Clutch master cylinders are a vital part of the clutch system and can often be overlooked when diagnosing a clutch issue. XClutch has a range of clutch master cylinders to suit most applications. Each cylinder also comes with a fluid reservoir.



PEDAL RETURN SPRING

A clutch pedal return spring allows the pedal to return, preventing potential slipping and premature wear. They're particularly useful to solve the clutch pedal issue in the 2006- 2013 Holden VE Commodore (clutch pedal staying on the floor with high RPM gear changes).



SLAVE CYLINDERS

XClutch's range of clutch slave cylinders are built to the highest quality standard. The large selection of replacement clutch slave cylinders suit various makes and models, making them a great addition to XClutch's actuation range.



PEDAL ADJUSTER

A pedal adjuster allows the pedal position to be moved down to a more comfortable driving position. It has the ability to control the release distance of the clutch, preventing the clutch from over-stroking and affecting the engagement or disengagement of the clutch.



CLUTCH FLUID

XClutch Fluid by Carbone Lorraine is a high performance DOT 4 racing clutch and brake fluid. The synthetic fluid is formulated for clutch and brake systems consistently operating at very high temperatures. The fluid will maintain its viscosity and compressibility at high temperatures often seen in racing applications.



BRAIDED CLUTCH LINES

XClutch produce custom braided hydraulic lines for a variety of applications. Often, braided lines will be included as part of the upgrade kit, with custom solutions available to suit engine or gearbox conversions as well as standard line replacement. For custom braided line solutions, please contact XClutch.



XCLUTCH CONVERSION CYLINDERS

The XClutch range of conversion concentric slave cylinders are designed to provide a solution for a wide variety of engine and gearbox conversions, with conversion specific and universal performance concentric slave cylinders available. For a custom solution, please contact XClutch.

Part Number	Application	Description
CSCCV001	Universal Saab style alloy body 3 bolt CSC	Repair kit to suit CSCCV001/2-KIT
CSCCV002	Universal Saab style alloy body 3 bolt CSC	Repair kit to suit CSCCV001/2-KIT
CSCCV010	Universal - XClutch conversion CSC	Heavy duty CSC to suit Nissan 370Z, Infiniti G, 7-08 350Z,
CSCCV011	CSC-Conversion -TOPLOADER 1-1/16"	New Item
CSCCV012	CSC-Conversion -TOPLOADER 1-3/8"	Replaces OE Nosecone.
CSCCV013	Conversion CSC assembly 350/370Z HR ENG	Component of KNI25688-1A & KNI23688-2E/P
CSCCV014	Conversion CSC assembly Evo X	Suit 200 or 185mm twin plate
CSCCV015	CSC- conversion T56	TREMEC T-56 (Including MAGNUM) with AN-4 fittings.
CSCCV016	Master CYL - XClutch conversion	Hydraulic conversion Ford Mustang 64-68 to convert cable to hydraulic
CSCCV017	CSC ZR1 Camaro upgrade	HD upgrade of CSCCR010
CSCCV018	CSC Commodore Saloon Car T56	Super Six Touring Car Holden
CSCCV019	CSC - XClutch conversion Ford T5	CSC, 44mm bearing, Ford T5 slide on snout. Suit 7.25" clutch.
CSCCV020	Universal - XClutch conversion CSC	Toyota adjustable 52mm contact
CSCCV021	CSC Ford Saloon Car T56	Super Six Touring Car Ford
CSCCV100	CSC XClutch conversion universal bore	Slide on snout, universal 1" bore with flat bearing.
CSCCV104	CSC- XClutch conversion flat bearing	2 bolt to mount to custom adapter/ Universal flat bearing CSC
CSCCV105	CSC- XClutch conversion 44MM bearing	2 bolt to mount to custom adapter/ Universal 44MM bearing CSC
CSCCV106	CSC- XClutch conversion 44MM bearing	Universal 44MM radius face 1.87 tall/ 2 bolt to mount to custom adapter
CSCCV107	CSC- XClutch conversion 52MM bearing universal	2 bolt to mount to custom adapter/ 52MM bearing, 2.04" compressed height
CSCCV108	CSC- XClutch conversion 44MM bearing universal	2 bolt to mount to custom adapter/ 44MM radius face 1.60 tall
CSCCV109	CSC- XClutch conversion 44MM bearing universal	Release bearing (1.95" high, 44mm radius)
CSCCV110	CSC - XClutch conversion 52MM bearing GM Saginaw	35MM bore slide on GM Saginaw/ 52MM bearing contact
CSCCV111	CSC- XClutch conversion 44MM bearing GM Saginaw	35MM bore slide on GM Saginaw / 44MM bearing contact
CSCCV112	CSC - XClutch conversion 52MM bearing Ford T5/ Tremec Magnum	36MM bore slide on Ford T5/ 52MM bearing contact
CSCCV004	CSC- conversion slide on CSC, flat bearing	Kit with shims, lines and guide pin
CSCCV005	CSC- conversion slide on CSC, flat bearing	Kit with shims, lines and guide pin
CSCCV006	CSC- conversion slide on CSC, flat bearing	Kit with shims, lines, snout and guide pin
CSCCV007	CSC- conversion slide on CSC, flat bearing	No taper in CSC for shims
CSCCV003	CSC- conversion slide on CSC, flat bearing	Kit with shims, lines and guide pin
CSCCV008	CSC- conversion slide on CSC, flat bearing	Kit with shims, lines, adapter and guide pin
CSCCV009	CSC- conversion slide on CSC, flat bearing	Increased travel over stock
CSCCV102	Ford/ Tremec Toploader 8.5/10.5" clutch	Braided line, adjustment sleeve, anti-rotation bolt
CSCCV101	GM Tremec/ Saginaw, 8.5/10.5" clutch	Braided line, adjustment sleeve, anti-rotation bolt
CSCCV103	GM T-5 8.5/10.5" clutch	Braided line, adjustment sleeve, anti-rotation bolt
CSCCV001+ Adaptor	EVO X - 200mm twin plate	To Suit 200mm twin plate only
CSCCV013 = CSCS025+- Adaptor + Contact Ring	370Z HD conversion	Kit with braided lines and adapter
CSCCV104 + CSCCV01-SP-16	Toyota V160 230mm twin plate	200mm kit requires CSCCV01-SP-2.5
CSCCV003	Toyota R154	Nose cone must be tapped for guide pin
CSCCGM012	Holden/ Ford 185mm racing clutch	May require spacers in some applications
In Development	FD RX7 pull to push conversion	Kit with braided lines and adapter
CSCSU002	Subaru 6 speed	To suit 200mm twin plate only
CSCCV012	10 x 1 13/8" Toploader	NO ADJUSTMENT
CSCCV034	Getrag 6 speed V160	Kit with braided lines, adapter and bolts. Suit 230mm twin plate

CLUTCH KIT ACCESSORIES

SPIGOT BUSH/BEARINGS



XClutch has an extensive selection of spigot bearings and bushes. The range is constantly being updated for all late model vehicles. The pilot bearing/ bush is an integral part of the clutch system. Its purpose is to support the input shaft of the gearbox. A worn or failed spigot bush or bearing can result in clutch malfunction or gearbox failure.

FLYWHEEL BOLTS



XClutch's OE standard and ARP flywheel bolts are available for most applications. The bolts are a critical, yet often overlooked part of the driveline. Replacement in some models is either recommended or necessary when a new clutch system is installed. XClutch bolts have been designed to handle extreme loads.

PRESSURE PLATE BOLTS



XClutch has a range of OE standard and ARP pressure plate bolts for most applications. The bolts are a wearing part of the driveline. XClutch recommends to inspect the pressure plate bolts and replace if necessary prior to installing a replacement clutch.

BELLHOUSING BOLTS



XClutch's premium grade bolt and stud kits are engineered to accurately engage engine block threads and resist loosening. They come with a black oxide finish with a 12-point or standard hex head. Washers and nuts are also included where applicable.

PRESSURE PLATE BOLT KITS

Application	Thread Size	ACS Part No.	Torque (Ft.Lbs)	Torgue (Nm)
BMW				
1.6l (N12/N14/N16/N18) Mini Cooper	M8 x 1.25	PPBBM01HD	28	38
Chevrolet				
265-502 V8	3/8-16	PPBGM01HD	50	68
350 LT1 1992-97	3/8-16	PPBGM06HD	50	68
V8 with Tilton Flywheel and 3 disc AP clutch	5/16-24	PPBGM07HD	28	38
V8 with Tilton Flywheel (1.500 UHL bolts)	5/16-24	PPBTE01HD	28	38
Gen III/IV LS Series small block (10" & 11" clutch) .750 OD	M10 x 1.50	PPBGM03HD	62	84
Gen III/IV LS Series small block (12" clutch) .625 OD	M10 x 1.50	PPBGM08HD	62	84
Chrysler/Dodge				
5.7L & 6.1L Hemi	M10 x 1.50	PPBDG01HD	62	84
Ford				
289-460 V8 (1985 & earlier)	5/16-18	PPBFD01HD	28	38
302-351W V8 (1986-1995)	M8 x 1.25	PPBFD06HD	28	38
4.6L & 5.4L Modular V8	M10 x 1.50	PPBFD02HD	62	84
V8 w/Tilton flywheel and 3 disc AP clutch (hex)	5/16-24	PPBFD07HD	28	38
V8 w/Tilton flywheel and 3 disc AP clutch (12pt)	5/16-24	PPBFD08HD	28	38
Honda				
SOHC D Series (6pcs)	M8 x 1.25	PPBHN01HD	28	38
DOHC B Series (9pcs)	M8 x 1.25	PPBHN02HD	28	38
Nissan				
2.4L (KA24) 4-cyl (6pcs)	M8 x 1.25	PPBNI04HD	28	38
2.0L (SR20DE) 4-cyl, 2.5L (RB25) & 2.6L (RB26) Inline 6 (9pcs)	M8 x 1.25	PPBNI05HD	28	38
Pontiac				
350-455 V8	3/8-16	PPBBU02HD	50	68
Suzuki				
1.6L (M16A)	M8 x 1.25	PPBSZ01HD	28	38
Toyota				
2.0L (20R) & 2.4L (22R)	M8 x 1.25	PPBTY01HD	28	38

FLYWHEEL BOLT KITS

Application	UHL	Thread Size	ACS Part No.	Torque Ft.Lbs	Torgue Nm
BMW					
1.6l (N12/N14/N16/N18) Mini Cooper	.800	M9 x 1.25	FWBBM07HD	50	68
2.3L (S14) (22mm UHL)	.870	M12 x 1.5	FWBBM02HD	50	68
2.3L (S14) (28mm UHL)	1.100	M12 x 1.5	FWBBM06HD	105	142
Chevrolet					
90° V6 & 265-454 V8 w/2pc. Rear seal High Performance Series	1.000	7/16-20	FWBGM01HD	75	102
90° V6 & 265-454 V8 w/2pc. Rear seal	1.000	7/16-20	FWBGM01XHD	85	115
90° V6 & 305-502 V8 w/1pc. Rear seal	1.000	7/16-20	FWBGM10HD	85	115
Gen III/LS Series small block	.880	M11 x 1.5	FWBGM03HD	85	115
V8 with Tilton Flywheel - uses 1/2" socket	.875	7/16-20	FWBGM09HD	85	115
6.6L Duramax Diesel	1.600	M16 x 1.5	FWBGM11HD	75	102
Chrysler/Dodge					
SL6, 3.9L V6 & 273-440 V8 w/ 6 bolt crank	.875	7/16-20	FWBDG03HD	75	102

FLYWHEEL BOLT KITS

Application	UHL	Thread Size	ACS Part No.	Torque Ft.Lbs	Torgue Nm
Chrysler/Dodge					
Aftermarket 383-440 V8 & 426 Hemi w/ 8 bolt crank	.875	1/2-20	FWBDG02HD	90	122
5.7L, 6.1L & 6.4L Hemi V8	1.000	M10 x 1.0	FWBDG05HD	70	95
5.9L, 12V/24V Cummins diesel (2004 & earlier)	1.250	M12 x 1.25	FWBDG01HD	120	163
Viper (8pcs)		M10	FWBDG04HD		
Ford					
1.8L & 2.0L Duratec	.990	M12 x 1.0	FWBFD20HD	95	129
2.0L (YB Series) Cosworth	1.150	M10 x 1.0	FWBFD06HD	70	95
2.0L Zetec	.900	M11 X 1.0	FWBFD09HD	85	115
2000cc Pinto	1.150	M10 x 1.0	FWBFD22HD	70	95
4.6L & 5.4L Modular V8	1.000	M10 x 1.0	FWBFD26HD	70	95
5.0L Coyote V8	.975	M10 x 1.0	FWBFD25HD	70	95
289-460 V8 - High Performance Series	1.000	7/16-20	FWBGM01HD	75	102
289-460 V8	1.000	7/16-20	FWBGM01XHD	85	115
351 NASCAR V8 - uses 3/4" socket	.925	7/16-20	FWBFD23HD	85	115
V8 from Tilton Flywheel - uses 1/2" socket	.950	7/16-20	FWBFD24HD	85	115
Honda					
1.5L & 1.6L SOHC, D Series (6pcs)	.780	M12 x 1.0	FWBHN01HD	95	129
1.6L, 1.7L, 1.8L & 2.0L DOHC B Series (8pcs)	.890	M12 x 1.0	FWBHN02HD	95	129
Hyundai					
2.0L (G4KF)	1.000	M12 x 1.25	FWBHD06HD	110	149
Jeep					
4.0L Inline 6	.875	1/2-20	FWBJE01HD	100	136
Mitsubishi					
2.0L (4B11) DOHC (2008 & later)	.700	M12 x 1.25	FWBMI01HD	95	129
2.0L (4G63) DOHC (1992 & earlier) (6pcs)	.825	M12 x 1.25	FWBMI03HD	95	129
2.0L (4G63) DOHC (1993-07) (7pcs)	.825	M12 x 1.25	FWBMI02HD	95	129
2.0L (4G63) DOHC (1996-07) EVO 4-9 (7pcs)	.600	M12 x 1.25	FWBMI04HD	95	129
Nissan					
2.0L (SR20DE/DET) 4-cyl	.925	M10 x 1.0	FWBNI06HD	70	95
2.4L (KA24) 4-cyl	1.000	M12 x 1.25	FWBNI49HD	95	129
2.5L (RB25) & 2.6L (RB26) Inline 6	1.180	M12 x 1.25	FWBNI09HD	95	129
Pontiac					
Iron Duke 4 cylinder (12pcs)	.750	7/16-20	FWBBU01HD	85	115
350-455 V8 with washers (6pcs)	1.000	1/2-20	FWBBU02HD	100	136
Porsche					
2.0L-3.0L air cooled (1970-77)	1.000	M12 x 1.25	FWBPR02HD	95	129
3.0L-3.8L air cooled (1978-97)	.770	M10 x 1.25	FWBPR01HD	70	95
Rover					
K Series (6pcs)	.826	M10 x 1.0	FWBLR03HD	70	95
Subaru					
2.0L (FA20)	.925	M10 x 1.0	FWBSU04HD	60	81
Suzuki					
1.6L (M16A) DOHC	.750	M10 x 1.0	FWBSZ02HD	70	95


FLYWHEEL BOLT KITS

Application	UHL	Thread Size	ACS Part No.	Torque Ft.Lbs	Torgue Nm
Top Fuel					
8740 with washers (200,000 psi)	1.000	1/2-20	FWBTF01HD	125	169
L19 with washers (260,000 psi)	1.000	1/2-20	FWBTF02HD	135	183
Toyota					
1.6L (4AGE) DOHC (8pcs)	1.050	M10 x 1.25	FWBTY04HD	70	95
1.8L (2ZZGE) DOHC	.875	M10 x 1.25	FWBTY05HD	70	95
2.0L (3SGTE) DOHC (8pcs)	1.000	M12 x 1.25	FWBTY03HD	95	129
2.0L (4UGSE)	.925	M10 x 1.0	FWBSU04HD	60	81
2.2L (20R) & 2.4L (22R) (6pcs)	1.040	M11 x 1.25	FWBTY20HD	85	115
2.4L (2AZFE) DOHC (8pcs)	1.000	M12 x 1.25	FWBTY06HD	95	129
Vauxhall/Opel					
2.0L	.985	M10 x 1.25	FWBGM12HD	70	95

BELLHOUSING BOLT KITS

Application	Thread Size	Stud OAL Bolt UHL	Hex
Chevrolet - Bellhousing to engine block bolt kits			
V6 & V8	3/8-16	1.375	BHBCR01
Gen III/LS Series small block	M10 x 1.5	1.375	BHBGM01
Ford - Bellhousing to engine block bolt kits			
289-302-351W small block - Manual Transmission	7/16-14	1.500/2.250	BHBFD01

If you don't see your vehicle listed or you have an enquiry relating to a listing in the catalogue, please call +61 8 8300 5000 (international). You can also forward all enquiries to sales@xclutchusa.com.au Alternatively please visit www.xclutchusa.com for further information.



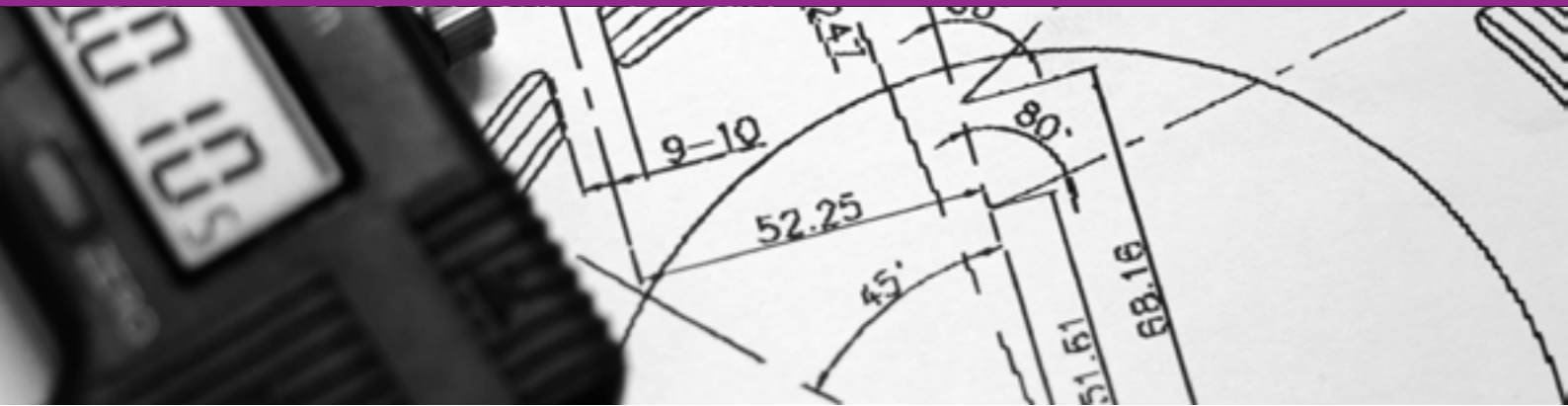
COMPLETE YOUR TRANSMISSION

The Quicktime bell-housings have been designed for Circuit, Drag, Street and Race applications. Built from high-grade steel, the cone is spun, not rolled or stamped, allowing them to be dimensionally stable and accurate for today's high performance vehicles. They offer proven performance and are the ultimate in bell-housing design.

XCLUTCH BELLHOUSINGS

Part Number	Make Model	Engine	Gearbox	Notes	Auto Man	Clutch Operation	SFI	Motor Plate (may not be in AS400)	Fork	Bearing	Starter
RM-6034	Chevy	LS series	C6 Manual 05-13 Corvette	C6 Corvette 05-08 C6 Corvette	Manual	Hyd. Bearing Only	SFI 6.1	RM-6034-C		Hydraulic	OE
RM-6015	Chevy	Big Block	Jerico		Manual	Hyd. Bearing Only	Tested but not SFI track certified	RM-6010-C		Hydraulic	OE
RM-6036	Chevy	LS series	Jerico		Manual	Std LH Fork or Hyd. Bearing	SFI 6.1	RM-6034-C		Hydraulic	OE
RM-8023	Chevy	5L Holden	T56 LS1 Starter on Left Side	Full Eng Plate/Grade 8 Inc/Starter Pocket on Left Side	Manual	Hyd. Bearing	6.1			Hydraulic	OE
RM-6023	Chevy	Big Block	T56 Magnum	Chevy version of T56 Magnum	Manual	Hyd. Bearing Only	SFI 6.1	RM-6023-C	No fork	Hydraulic	OE
RM-6023	Chevy	Small Block	T56 Magnum	Chevy version of T56 Magnum	Manual	Hyd. Bearing Only	SFI 6.1	RM-6023-C	No fork	Hydraulic	OE
RM-8020	Chevy	LS series	T56 Magnum	LS engines to Chevy LS T56 w/ Hydraulic Bearing	Manual	Hyd. Bearing	SFI 6.1	RM-6034-C		Hydraulic	OE
RM-6015	Chevy	Small Block	TKO 500/600 Chevy		Manual	Hyd. Bearing Only	Tested but not SFI track certified	RM-6010-C		Hydraulic	OE
RM-6036	Chevy	LS series	TKO 500/600 Chevy		Manual	Std LH Fork or Hyd. Bearing	SFI 6.1	RM-6034-C		Hydraulic	OE
RM-6039	Chevy	LS series	ZF Transaxle		Manual	Std LH Fork or Hyd. Bearing	SFI 6.1	RM-6034-C		Hydraulic	OE
RM-6057-SFI	Ford	FE Big Block	Ford Top-loader		Manual	Ford OE Fork or Cable	SFI 6.1	RM-6056-SFI-C	OE Mech or 4.6 cable fork	Hydraulic	OE
RM-6063	Ford	351W	Ford Top-loader		Manual	Ford OE Fork or Cable	SFI 6.1	RM-6065-C	OE Mech or 5.0 cable fork	Hydraulic	OE
RM-8011	Ford	460	Ford Top-loader	Universal Mechanical Pull Cable or Hydraulic	Manual	N/A	Passes Testing	RM-8005	OE Mech or 4.6 cable fork	Hydraulic	OE
RM-6053	Ford	351C	T5 Mustang		Manual	Ford OE Fork or Cable	Not SFI track cert.	RM-6053-C	OE Mech or 5.0 cable fork	Hydraulic	OE
RM-6065	Ford	351W	T5 Mustang		Manual	Ford OE Fork or Cable	SFI 6.1	RM-6065-C	OE Mech or 5.0 cable fork	Hydraulic	OE
RM-6050	Ford	Small Block	T56 Chevy LS1		Manual	Hyd. Bearing / Viper Fork	SFI 6.1	RM-6050-C	OE Mech or 5.0 cable fork TBC	Hydraulic	OE
RM-6054	Ford	FE Big Block	T56 Chevy LS1		Manual	Hyd. Bearing or Viper Fork	SFI 6.1	RM-6056-SFI-C	OE Mech or 4.6 cable fork	Hydraulic	OE
RM-8031	Ford	Small Block	T56 Ford (Fork at 7:00)	Ford Clutch Fork or Cable Clutch	Manual	Hyd. Bearing / Viper Fork	SFI 6.1	RM-8031-C	OE Mech or 5.0 cable fork	Hydraulic	OE
RM-8031	Ford	351C	T56 Ford (Fork at 7:00)	Ford Clutch Fork or Cable Clutch	Manual	Hyd. Bearing / Viper Fork	SFI 6.1	RM-8031-C	OE Mech or 5.0 cable fork	Hydraulic	OE
RM-8040-7	Ford	FE Big Block	T56 Ford (Fork at 7:00)	T56 Ford (Fork at 7:00)	Manual	Hyd. Bearing / Viper Fork	SFI 6.1	RM-8040-7-C	OE Mech or 4.6 cable fork	Hydraulic	OE

Part Number	Make Model	Engine	Gearbox	Notes	Auto Man	Clutch Operation	SFI	Motor Plate (may not be in AS400)	Fork	Bearing	Starter	
RM-8030	Ford	Small Block	T56 Ford (Fork at 9:00)	Fork at 9:00 Ford Clutch Fork or Cable Clutch	Manual	Hyd. Bearing	SFI 6.1	RM-8030-C	OE Mech or 5.0 cable fork	Hydraulic	OE	
RM-8030	Ford	351C	T56 Ford (Fork at 9:00)	Fork at 9:00 Ford Clutch Fork or Cable Clutch	Manual	Hyd. Bearing	SFI 6.1	RM-8030-C	OE Mech or 5.0 cable fork	Hydraulic	OE	
RM-8040-9	Ford	FE Big Block	T56 Ford (Fork at 9:00)	Fork at 9:00 Ford Clutch Fork or Cable Clutch	Manual	Hyd. Bearing	SFI 6.1	RM-8040-9-C	OE Mech or 4.6 cable fork	Hydraulic	OE	
RM-6050	Ford	351W	T56 Viper		Manual	Hyd. Bearing / Viper Fork	SFI 6.1	RM-6050-C	OE Mech or 5.0 cable fork	Hydraulic	OE	
RM-6066	Ford	351C	TKO 500/600 Chevy		Manual	Ford OE Fork or Cable	SFI 6.1	RM-6065-C	OE Mech or 5.0 cable fork	Hydraulic	OE	
RM-8015	Ford	460	TKO 500/600 Chevy	Ford Clutch Fork or Cable Clutch	Manual	Hyd. Bearing	SFI 6.1	RM-8050-C	OE Mech or 4.6 cable fork	Hydraulic	OE	
RM-6053	Ford	351C	TKO 500/600 Ford-Standard		Manual	Ford OE Fork or Cable	Not SFI track cert.	RM-6053-C	OE Mech or 5.0 cable fork	Hydraulic	OE	
RM-6053	Ford	351W	TKO 500/600 Ford-Standard		Manual	Ford OE Fork or Cable	Not SFI track cert.	RM-6053-C	OE Mech or 5.0 cable fork	Hydraulic	OE	
RM-6056-SFI	Ford	FE Big Block	TKO 500/600 Ford-Standard		Manual	Ford OE Fork or Cable	SFI 6.1	RM-6056-SFI-C	OE Mech or 4.6 cable fork	Hydraulic	OE	
RM-6080	Ford	5.0L Coyote	TKO 500/600 Ford-Standard		Manual	Ford OE Fork or Cable	Not SFI track cert.	RM-6009	OE Mech or 4.6 cable fork	Hydraulic	OE	
RM-6058	Ford	FE Big Block	ZF Transaxle		Manual	Hyd. Bearing Only	Not SFI track cert.	RM-6008	OE Mech or 4.6 cable fork	Hydraulic	OE	
RM-4098	Ford	BA/BF/FG	C4 Ford	6 Cyl to Ford Falcon to C4	Auto		NR	NR			RM-4098	
RM-4099	Ford	BA/BF/FG	Reid Powerglide	6 Cyl to Ford Falcon to Powerglide/Reid Housing	Auto		NR	NR			RM-4099	
RM-4099	Ford	BA/BF/FG	Dedenbear Powerglide	6 Cyl to Ford Falcon to Powerglide/Reid Housing	Auto	NR	NR					
RM-5000	Ford	BA/BF/FG	TR3550	6 Cyl Ford Falcon to TKO 500/600 TR 3550, Mustang	Manual			N/A			RM-5000	
RM-5000	Ford	BA/BF/FG	TKO 500/600 Ford-Standard	6 Cyl Ford Falcon to TKO 500/600 TR 3550, Mustang	Manual			N/A			RM-5000	
RM-5000	Ford	BA/BF/FG	T5 Mustang	6 Cyl Ford Falcon to TKO 500/600 TR 3550, Mustang	Manual			N/A			RM-5000	
RM-5000	Ford	BA/BF/FG	TKO 500/600	6 Cyl Ford Falcon to TKO 500/600 TR 3550, Mustang	Manual			N/A			RM-5000	
RM-4094	Mazda	13B	G-Force	Full Engine Plate and Grade 8 Fasteners Included	Manual	Hyd. Bearing	SFI 6.1				Hydraulic	OE
RM-4091	Mazda	13B	T56 Chevy LS1	Full Engine Plate and Grade 8 Bolt Fasteners Included	Manual	Hyd. Bearing	SFI 6.1				Hydraulic	OE
RM-7010	Nissan	RB	TKO 500/600 Ford-Standard	Full Engine Plate and Grade 8 Fasteners Included	Manual	Hyd. Bearing	SFI 6.1				Hydraulic	OE
RM-4030	Toyota	2JZ	T56 LS1 Magnum		Manual	Hyd. Bearing Only	SFI 6.1	RM-4030-C			Hydraulic	OE



Whether it be for a race car or a special street ride, custom clutch kits are a vital component of any vehicle that has a different engine or gearbox than what the manufacturer intended.

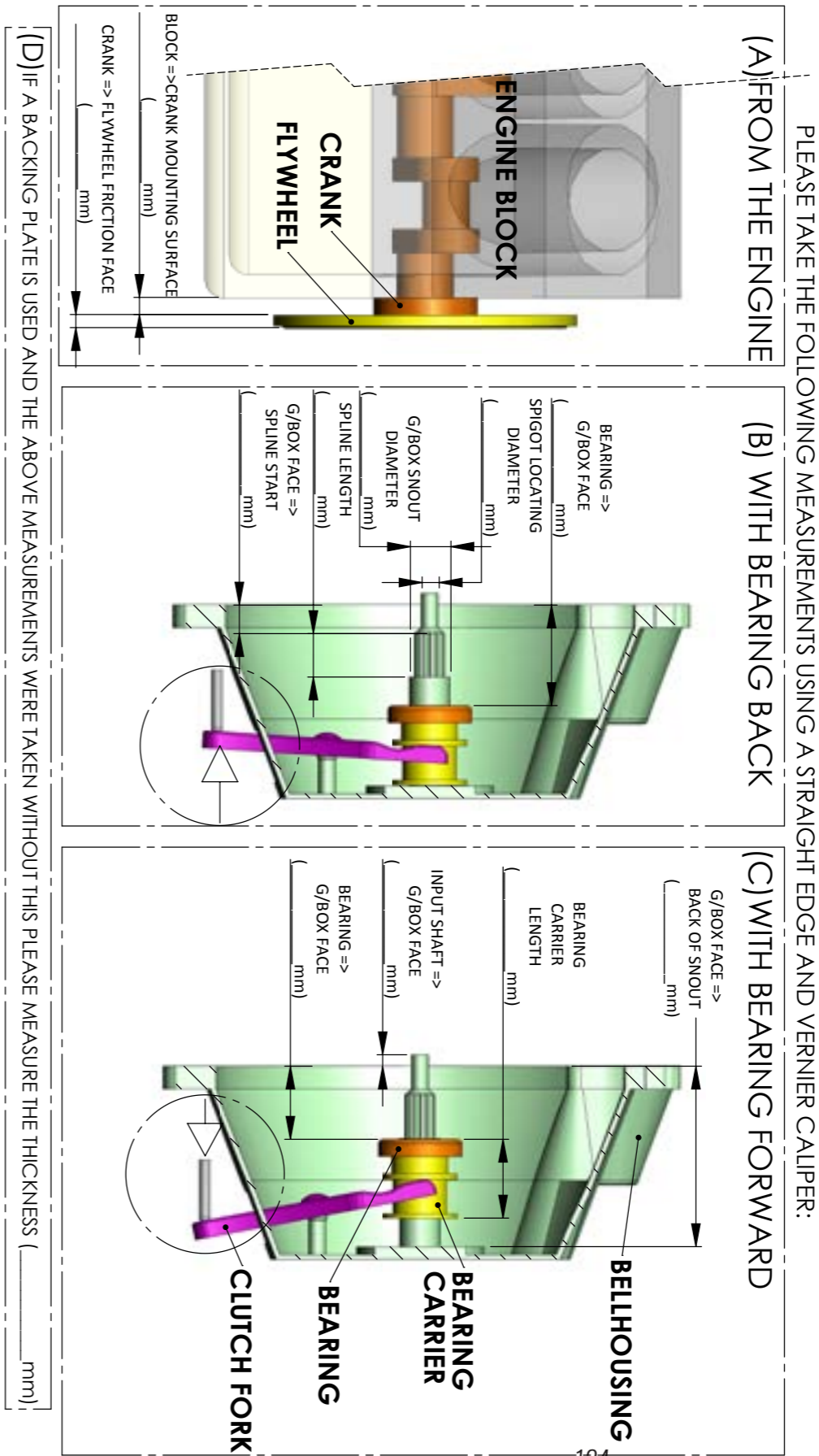
XClutch can design, engineer and manufacturer a wide range of clutch kits and components to suit vehicles with engine or gearbox conversions. Using CAD software, our engineers can design a clutch kit to suit your specific requirements. Our state of the art workshop and a strict and detailed development process ensure performance and reliability in any application.

In some cases a gearbox dimension sheet may be required (see next page). This sheet, along with pictures of the inside of the bellhousing will help our engineers to provide the ultimate solution for your vehicle.



GEARBOX DRAWINGS

Please provide photos of inside half housing back of motor and any existing clutch components



CLUTCH & FLYWHEEL SETUP SHEET

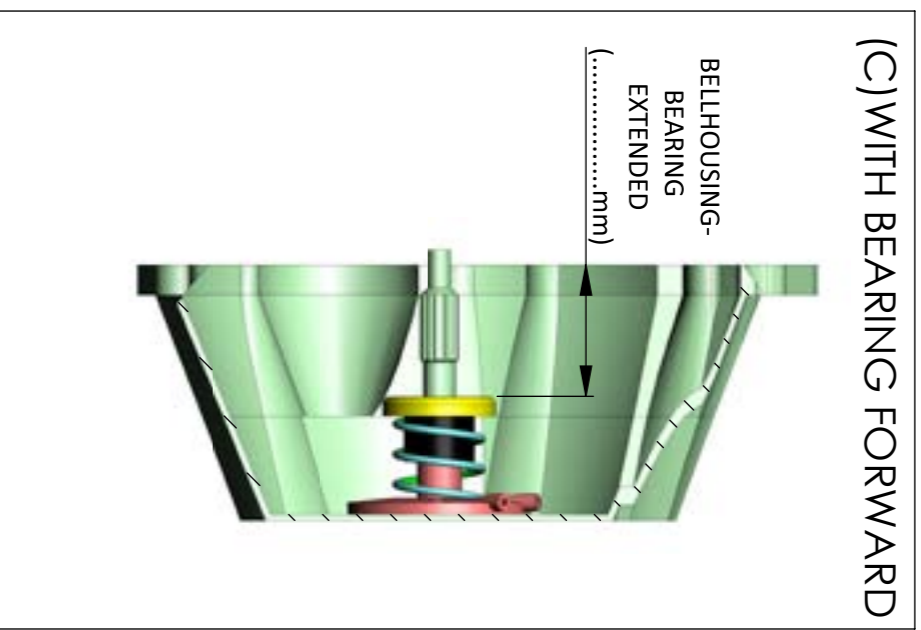
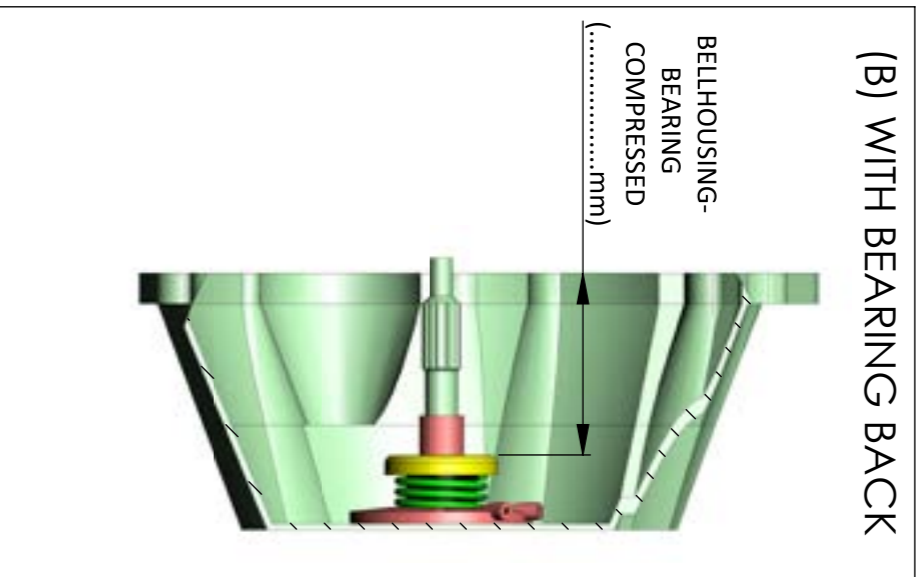
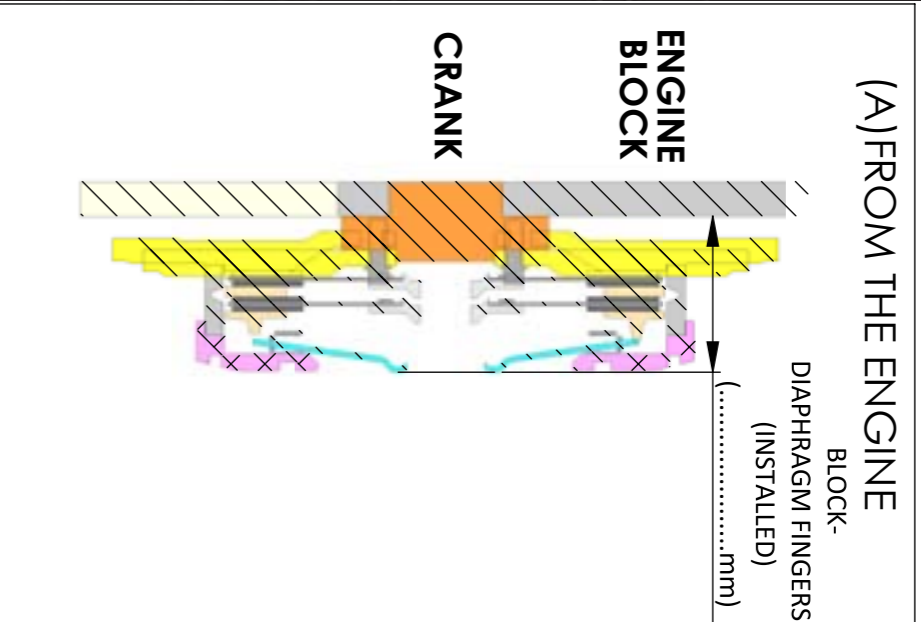
WHOLESALER (if applicable)	VEHICLE OWNER/ MECHANIC
NAME	
PHONE NUMBER	
EMAIL	

PLEASE PHOTOCOPY

VEHICLE	
ENGINE	
HP/TORQUE	
GEARBOX	
SPLINE	
PRIMARY USE	Street /Circuit/ Drag/ Drift

**CONCENTRIC SLAVE CYLINDER
INSTALLATION GUIDE - ROAD GOING APPLICATIONS**

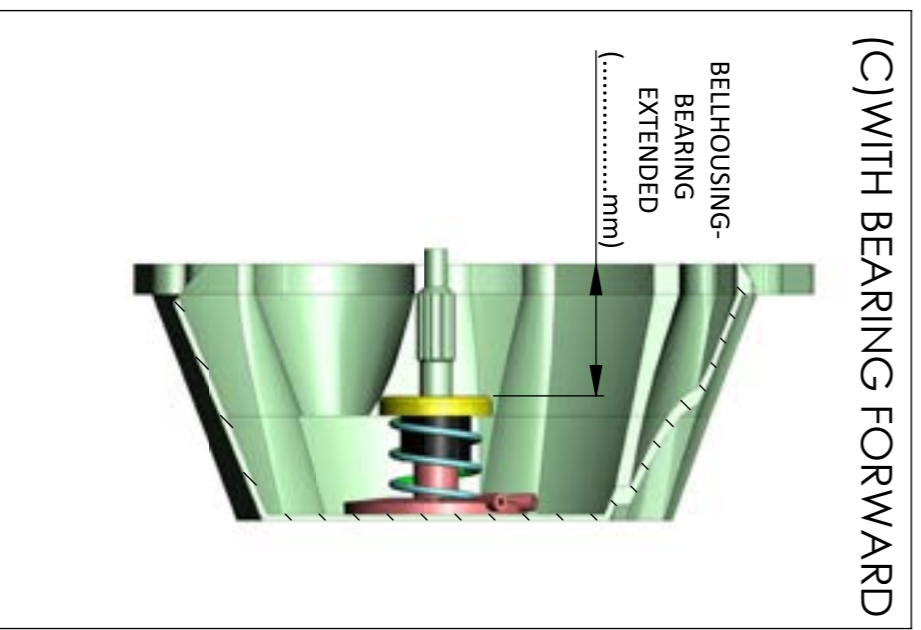
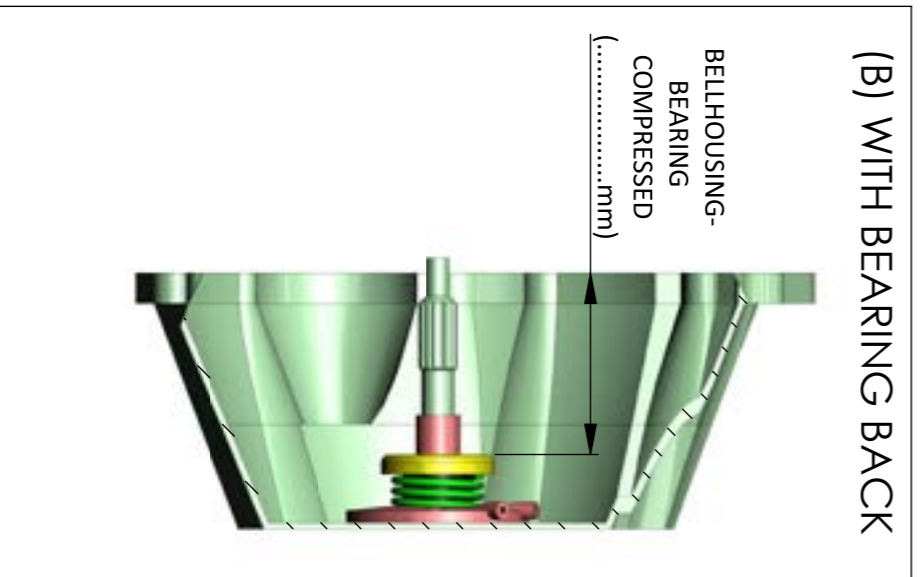
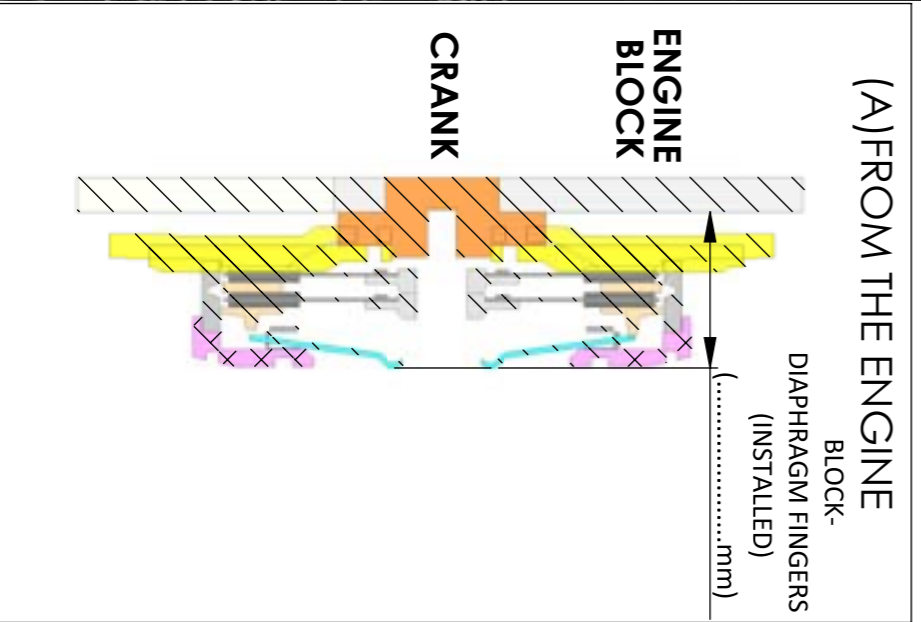
PLEASE PHOTOCOPY



Wear In Fingers = B - A = ≥ 5mm
Clutch Release Travel = A - C = ≥ 10mm

**CONCENTRIC SLAVE CYLINDER
INSTALLATION GUIDE - RACING APPLICATIONS**

PLEASE PHOTOCOPY



WEAR IN FINGERS = B - A = ≥ 4mm
CLUTCH RELEASE TRAVEL = A - C = ≥ 8mm



**PERFORMANCE
CLUTCH SYSTEMS
& COMPONENTS**

xclutchusa.com

XClutch is an Australian based performance and racing clutch manufacturer. Each XClutch kit is designed to provide the ultimate in performance, reliability and quality.

Whether you require a performance clutch for your daily driver or your race car, XClutch can provide the ultimate solution.



XClutch:

Ph: International (Australia)
+61 8 8300 5000
E-mail: sales@xclutchusa.com
Website: www.xclutchusa.com