



**PISTONS • RINGS • PINS • GASKETS**

*THE INDUSTRY LEADER IN FORGED RACING PISTONS*



JE Pistons opened its doors for business in 1947 with one simple objective, to supply the racing community with the highest quality pistons and components available in the marketplace. Although times, people and equipment have changed, our objectives and goals have remained constant. Today, JE is the largest manufacturer of custom forged racing pistons in the world. Offering the shortest lead times in the industry and a 98% order fill rate, JE is the definitive source for all of your high performance needs.

The JE complex encompasses the most modern performance piston manufacturing equipment in the industry. JE's implementation of the most advanced CNC machining technologies available, emphasizes our commitment to deliver the highest quality pistons, pins, rings and components available today. Industry leading processes like Ultra Crown®, a digital three-dimensional piston crown machining process, and Ultra Groove®, a machining operation that provides unprecedented flatness of ring grooves (tolerances to within millionths of an inch), are some examples of that commitment.

Our fully staffed, climate controlled QC (Quality Control) department utilizes the latest equipment to ensure the highest quality pistons available anywhere. F.E.A. (Finite Element Analysis), which predicts the thermal and structural stresses a piston will experience before it goes into service, enables JE to test and race simulate our product before it ever sees a racetrack. Furthermore, the lessons we learn through our involvement in racing series like NASCAR, IndyCar, NHRA and many others, translate directly into the high quality, precision custom and shelf parts that we offer to you, our customer.

Our investment in technology and equipment is an investment in our future as well as our customers'. We preserve that investment by remaining committed to the philosophy of our founders; JE Pistons will always provide superior parts... developed through extensive research... employing the latest high-tech manufacturing procedures and quality controls.





# MASTERS OF MOTORS AWARDS



JE Pistons is proud to announce the Masters of Motors competition. The first of its kind, Masters of Motors pits the country's top-engine builders against each other to win the coveted "Engine-uity" award! More information on rules, regs, and how to enter inside.

SEMA and PRI, the two biggest gatherings of automotive enthusiasts, manufacturers, racers, and builders are awash in the glitz, glam, and sparkle of fresh paint. They're the Automotive Academy awards, an internal crowning by peers of the best builds of the year. However, such awards –until now– have been only skin deep. In an industry built on speed, that simply won't do.

The Masters of Motors competition will feature an epic, 80-pound, one-of-a-kind Trophy machined from a solid block of billet aluminum. Dubbed the "Engine-uity" award, the trophy will be presented to the overall winner of the competition. Judging will be based on creativity, craftsmanship, and, overall engine aesthetics.

To find out more about rules, regulations and how to enter check out our blog or follow Masters Of Motors on facebook.



**NOTICE:** Due to the nature of performance applications, all JE Products are sold without any expressed warranty or any implied warranty of merchantability or fitness for a particular purpose. JE Pistons shall not, under any circumstances, be liable for any special, incidental or consequential damages, including, but not limited to, damages or loss of other property or equipment, loss of profits or revenue, cost of purchased or replacement goods, or claims of customers of the purchaser which may arise and/or result from the sale, installation or use of these parts. JE Pistons reserves the right to make product improvements and changes without notice and without incurring liability with respect to similar products previously manufactured.

All parts shipped F.O.B. our location. All parts are not legal for sale on pollution controlled motor vehicles. All trademarks, names or logos are property of their respective companies. ©2019 by JE Pistons. ALL RIGHTS RESERVED!

## WARNING



This product contains chemicals known to the State of California to cause cancer and reproductive harm.  
[www.P65Warnings.ca.gov](http://www.P65Warnings.ca.gov)



# TABLE OF CONTENTS



## JE PISTONS

### CHEVY

LS Series.....	13 – 19
Small Block.....	20 – 34
Big Block .....	35 – 49

### FORD

Modular .....	50 – 56
Small Block.....	56 – 59
Ecoboost V6.....	60-61
Big Block .....	61 – 63
Pinto/Mini.....	63

### MOPAR

400/440 .....	64 – 65
Small Block.....	65 – 66
HEMI .....	66

### TOP FUEL

67

### BLOWN ALCOHOL

67

### BUICK

Grand National .....	67
----------------------	----

### APPROVED PISTONS

NHRA Stock Eliminator.....	68
NASCAR Canadian Tire Series .....	69

## SRP PROFESSIONAL

Chevy LS Series.....	71 – 74
Small Block Chevy .....	74 – 79
GM602/604 Crate Engine .....	79
Small Block Ford / Modular.....	80 – 83

## SRP PISTONS

### CHEVY

Small Block LS .....	86 – 93
Big Block .....	94 – 99

### CHRYSLER / MOPAR

340/360 .....	100 – 101
400/440 .....	101

### FORD

Pinto .....	102
Small Block.....	102 – 110
Big Block .....	110-113
390/428 “FE” .....	114

### PONTIAC / OLDSMOBILE

400/455 .....	115
---------------	-----



# TABLE OF CONTENTS



## JE SPORT COMPACT/EUROPEAN

Acura / Honda .....	116 – 122
Audi / VW .....	123 – 127
BMW.....	128 – 129
Cadillac / Chevy .....	129
Citreon / Dodge .....	129 – 130
Ferrari.....	130
Fiat.....	131
Ford.....	131 – 132
Hyundai .....	132
Lamborghini.....	132 – 133
Lancia .....	133
Mazda .....	133
Mini Cooper.....	133
Mitsubishi .....	133 – 134
Nissan.....	135 – 137
Opel.....	138
Peugeot .....	138
Porsche.....	138 – 140
Renault .....	140 – 141
Subaru .....	141 – 143
Toyota.....	144 – 146

## JE PRO SEAL® RINGS ..... 147 – 171

### ACCESSORIES

Locks .....	172 – 173
Buttons.....	173
Trend Wrist Pins.....	174
JE Wrist Pins Diametric Chart.....	175 – 182
JE Pro Seal Domestic Gaskets.....	183 – 185
JE Pro Seal Sport Compact Gaskets .....	186 – 188
Apparel.....	189

## TECH / ORDER FORMS ..... 190 – 195



## NEW SRP 2618

SRP Pro 2618 series pistons bridge the gap between strength and affordability. Offered for a wide variety of engine applications in popular bore and stroke dimensions, this piston series provides the outstanding durability of 2618 aluminum alloy at a price that won't break the bank.



## NEW BLOG



Follow along on the JE Pistons blog for up-to-the-minute tech, features, and motorsports news. This new resource provides racers, engine builders, and enthusiasts with exciting and useful technical information spanning from introductory topics all the way to a deep dive into combustion engine theory at its core!



# NEW ULTRA SERIES

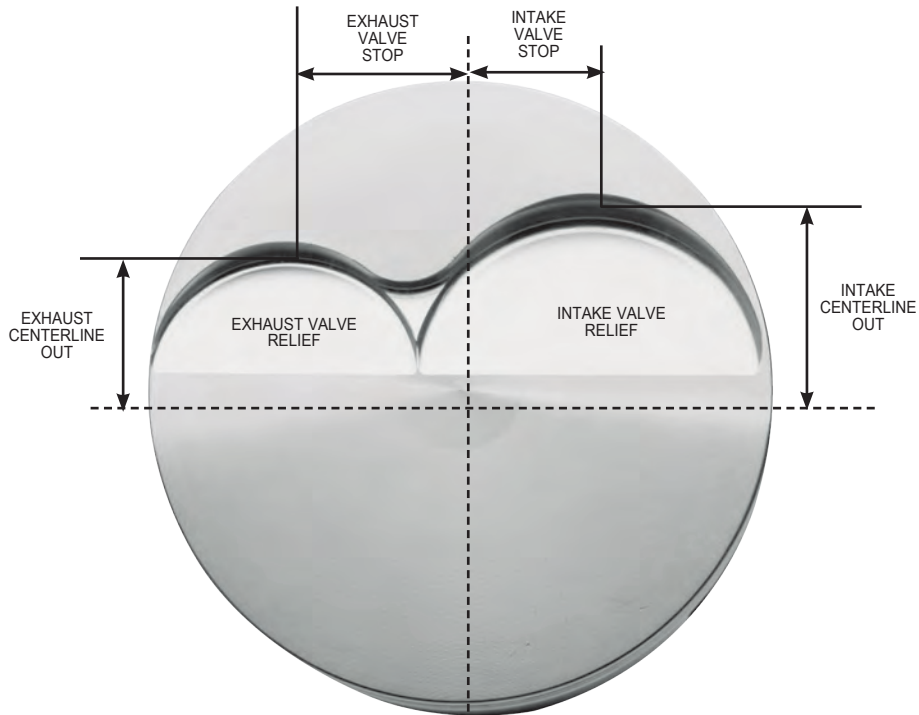
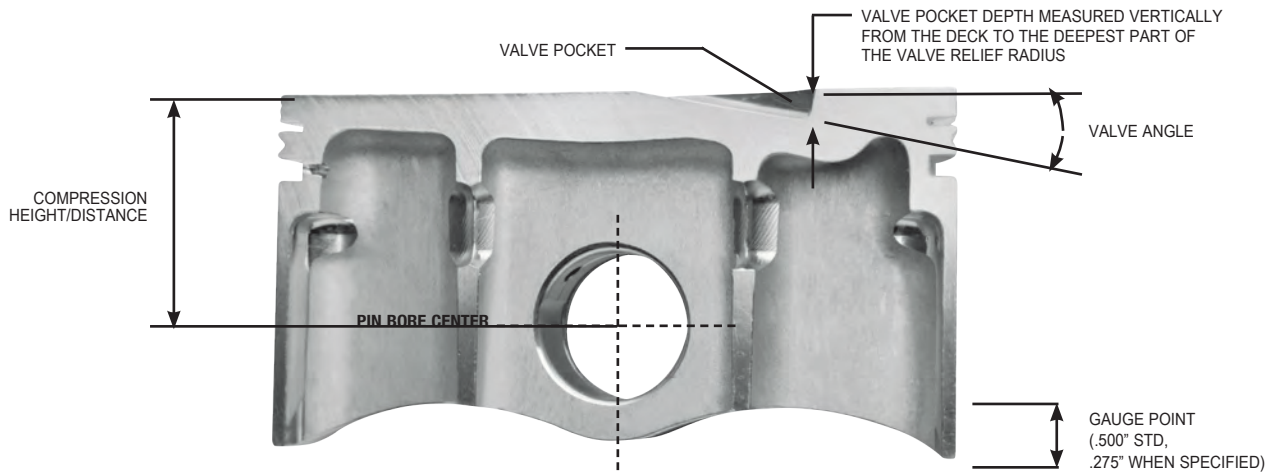



## **ULTRA** SERIES

Ultra Series pistons are the cream of the crop, combining all of JE's premium features into a ready-to-ship shelf part. Ceramic crown treatment, lateral gas ports, Perfect Skirt coating, accumulator grooves, thick-wall wrist pins, double pin oilers, and a premium, carbon-steel ring pack are all part of the winning formula. In addition to the all-star feature list, Ultra Series pistons incorporate a revolutionary, new forging style that strengthens the piston at the material level outward. Grain-Flow Optimization is a breakthrough, and proprietary, piston forging technology and the result of tireless research and development of the in-house JE forging process. For the first time, engineers are able to precisely control metal grain direction around key structural elements of a piston, such as the crown and pin bosses, for exceptional strength improvements. All these traits combine to make the new Ultra Series the most technologically advanced, and feature rich, JE piston line to date.




# PISTON TERMINOLOGY





## SELF PISTON TERMINOLOGY

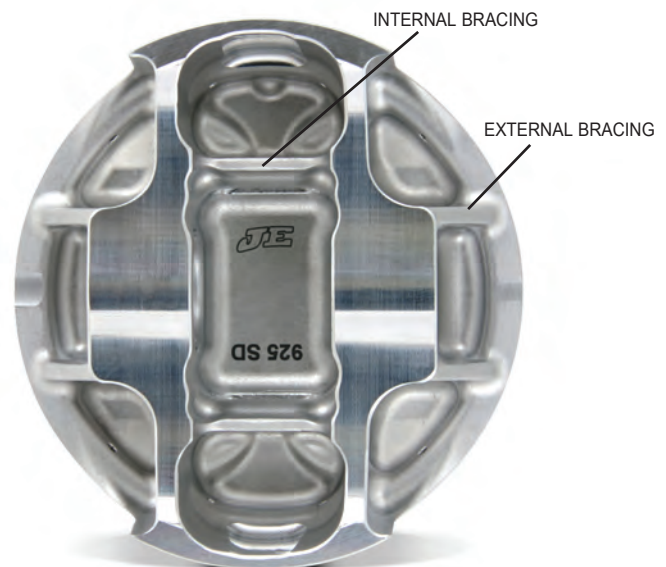
With over 300 individual forgings to choose from, JE is able to achieve specific piston design requirements while reducing overall weight.



JE PISTONS

## SELF PISTON TERMINOLOGY

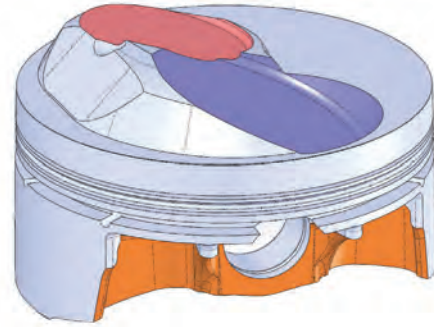
FSR (Forged Side Relief) forging designs feature a reduced skirt width and shorter wrist pin when compared to traditional “full round” style forgings. The narrow skirt helps minimize piston contact with the cylinder wall that can cause friction and power loss while the shortened wrist pins reduces the overall weight. Some FSR forgings feature internal and external bracing to provide a more rigid construction while minimizing overall weight. With thousands of race miles logged in the most demanding applications like NASCAR, NHRA Pro Stock and Indy Car, these pistons provide the ultimate combination of low-friction, lightweight design with increased stability and strength.





## CUSTOM PISTONS

For decades, JE Pistons has manufactured custom pistons for thousands of applications. JE Piston's in-house engineering and manufacturing centers can produce a custom piston for almost any 4-stroke engine. To order custom pistons, please use the Custom Piston Order Form located in the back of this catalog, or download one from our website at [www.JEPistons.com](http://www.JEPistons.com). Custom pistons do not include pins, locks or rings. Please see the components section of this catalog to select the proper components for your custom order. In a rush? Ask about our industry leading expedite services that can complete your pistons in as little as five days.



### APPLICATIONS INCLUDE:

<b>Alfa Romeo</b>	<b>Buick</b>	<b>Dodge</b>	<b>Honda</b>	<b>Lamborghini</b>	<b>Mitsubishi</b>	<b>Porsche</b>	<b>Toyota</b>
<b>AMC</b>	<b>Cadillac</b>	<b>Ducati</b>	<b>Husqvarna</b>	<b>Lotus</b>	<b>Moto Guzzi</b>	<b>Radical</b>	<b>Triumph</b>
<b>Aston Martin</b>	<b>Caterham</b>	<b>Ferrari</b>	<b>Indian</b>	<b>Maserati</b>	<b>Noble</b>	<b>Renault</b>	<b>Vauxhall</b>
<b>Audi</b>	<b>Chevrolet</b>	<b>Fiat</b>	<b>Isuzu</b>	<b>Mazda</b>	<b>Oldsmobile</b>	<b>Rolls Royce</b>	<b>Volvo</b>
<b>Austin Healey</b>	<b>Chrysler</b>	<b>Ford</b>	<b>Jaguar</b>	<b>Mercedes</b>	<b>Opel</b>	<b>Saab</b>	<b>VW</b>
<b>Bentley</b>	<b>Citroen</b>	<b>Harley</b>	<b>Jeep</b>	<b>Benz</b>	<b>Peugeot</b>	<b>Skoda</b>	<b>Yamaha</b>
<b>BMW</b>	<b>Cosworth</b>	<b>Davidson</b>	<b>Kawasaki</b>	<b>Hyundai</b>	<b>Plymouth</b>	<b>Smart</b>	<b>and more...</b>
<b>BSA</b>	<b>Datsun</b>	<b>Holden</b>	<b>KTM</b>	<b>MG</b>	<b>Pontiac</b>	<b>Subaru</b>	

## PISTON COATINGS

### THERMAL BARRIER CROWN COATING

Applied to the top of the piston and is designed to reflect heat into the combustion chamber, thereby increasing exhaust gas velocity and greatly improving scavenging potential. The .0015" thick coating can also assist in extending piston life by decreasing the rate of thermal transfer.

### TUFF SKIRT® COATING

JE Pistons' trademark coating that is a lubricating, anti-friction/anti-wear coating applied to the piston skirt only. Unlike our standard Skirt Coating, Tuff Skirt will not wear and is designed to withstand many different types of endurance applications, similar to those commonly found in NASCAR. Buildup is .0005" per surface and finished diameter of skirt should include the coating buildup.

### ANODIZED RING GROOVE COATING

Reduces wear and material transfer between the ring and groove. Shown to be very durable in maximum effort, high endurance applications. Appropriate manufacturing allowances apply.

### KOOLKOTE

Is an aerospace quality hard anodize applied to all surfaces of the piston with a buildup of .001. This coating is designed for use in nitro-methane engines such as Top Fuel Drag Racing to endure the corrosive effects of this type of fuel. It will withstand greater temperatures and will not flake, chip or peel. This coating does alter the heat transfer and expansion characteristics of the piston. Consult the JE Pistons technical department for specific applications. Manufacturing allowances are required on all surfaces.

### PERFECT SKIRT™

Perfect Skirt is a proprietary and patented skirt coating only offered by JE Pistons. Perfect Skirt is three-times thicker than traditional skirt coatings to allow racing pistons to have tighter piston-to-wall clearances similar to OEM applications. This decreases piston noise on startup and reduces cylinder bore wear. Additionally, this is beneficial for late-model engines, reducing the possibility of false knock sensor readings. Perfect Skirt will continuously conform to the shape of your cylinder's bore.


### EN PLATING

Help reduce pitting and piston ring micro welding caused by detonation with JE's Electroless Nickel plating. Unlike other metal plating that loses hardness and softens when exposed to heat, Electroless Nickel gets harder as it runs. The plating is applied to the piston domes, ring grooves, and wrist pin bore to provide a lower coefficient of friction, reduce ring blow-by, and increase detonation protection. In addition, Electroless Nickel reflects heat and allows domes to run up to 68 degrees cooler.



## STANDARD CUSTOM PISTON FEATURES

- Fully CNC Machined Piston
- Precision Machined CNC Ring Grooves
- 2618 Low-Silicon or optional 4032 High Silicon material available on some applications
- Diamond Turned Skirts
- Radiused Valve Reliefs
- Single Forced Pin Oilers
- Pick Lock Grooves (for use with wire locks)
- Machined Side Reliefs on full round forgings
- Lock Grooves Machined for Carbon Steel Spiro Locks (other options available)
- Engineered for your application!



**ULTRA CROWN DOME ULTRA CROWN INVERTED DOME:** The Ultra Crown machining process allows incredibly precise dome to cylinder head tolerances. By mapping the exact shape of a piston or cylinder head, optimum compression and quench characteristics can be achieved.

**3D UNDER CROWN MILLING:** The Under Crown machining process allows for uniform deck thickness, therefore creating a lighter and more durable piston.

**VERTICAL GAS PORTS:** Vertical holes in the deck of the piston, allows combustion pressure to directly enter behind the top ring on the power stroke, thus pressurizing the area behind the top ring for greater ring to cylinder wall seal. During the rest of the cycle, the ring has normal tension for reduced friction. (Most commonly used for drag race applications).

**LATERAL GAS PORTS:** This process mills slots into the top of the top ring groove and provides a pathway for combustion pressure to get behind the top ring. This process helps to increase ring seal and is most common in circle track applications.

**ULTRA GROOVE:** Ultra Groove is a special ring groove machining process that provides near perfect groove flatness and surface finish. Tolerances are held to millionths of an inch.

**PIN BOSS & WINDOW MILLING:** In certain applications window milling will remove a significant amount of weight from the skirt of the piston while maintaining its strength and integrity. Spin Boss refers to machining on the bottom of the pin boss, which removes weight where it is not needed for strength.

**PLUNGE BOSS & CHAMFER PIN BOSS:** Machining process that removes additional material for added weight savings.

**CONTACT REDUCTION GROOVES:** The purpose of machining these grooves is to reduce the amount of contact area against the cylinder wall when the piston "rocks over". Contact reduction also serves to disrupt the flame travel into the crevice area thus helping to reduce detonation.

**ACCUMULATOR GROOVES:** An accumulator groove is machined into the land between the top and second ring. It provides additional volume where residual combustion gases that have "blown by" the top ring can collect. This additional volume helps to reduce pressure between the top & second ring, thus aiding in top ring seal and minimizing ring flutter.

**DOUBLE PIN OILERS:** Double Pin Oilers deliver twice the amount of oil to the wrist pin as compared to the standard single pin oiler.

**PIN FITTING:** The pin bore is precision honed to attain an exact pin clearance. Clearances typically range from .0003 to .0010 between the wrist pin and pin bore.

**OIL SQUIRT NOTCH:** Notching can be done on pistons for motors with oil squirters, or to avoid contact between pistons and/or pistons and crankshaft.

**BOTTOM OILERS:** This process machines one or two holes into the bottom of the pin boss to assist in splash pin lubrication.

**TULIP VALVE POCKETS:** Most commonly used on Hemi and motorcycle engines, this process leaves a raised area on plunged valve pockets to achieve maximum compression.



# SMALL BLOCK CHEVROLET

## SMALL BLOCK CHEVROLET

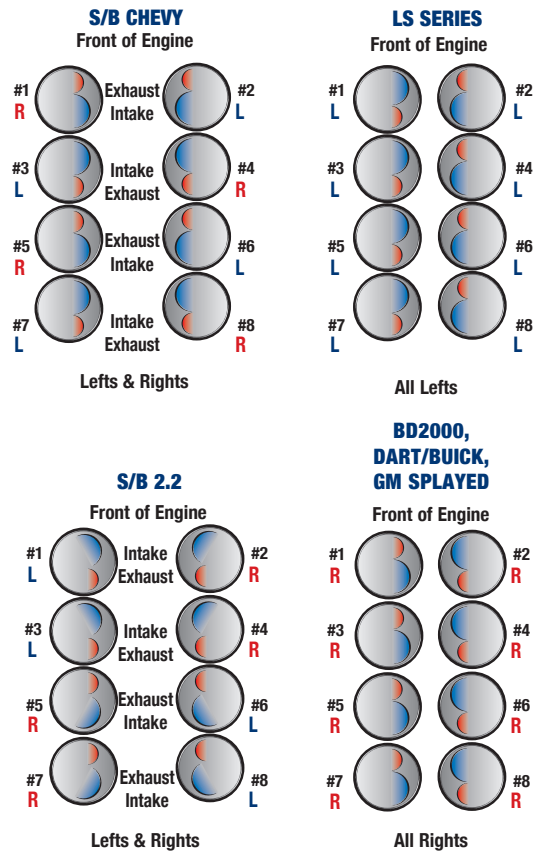
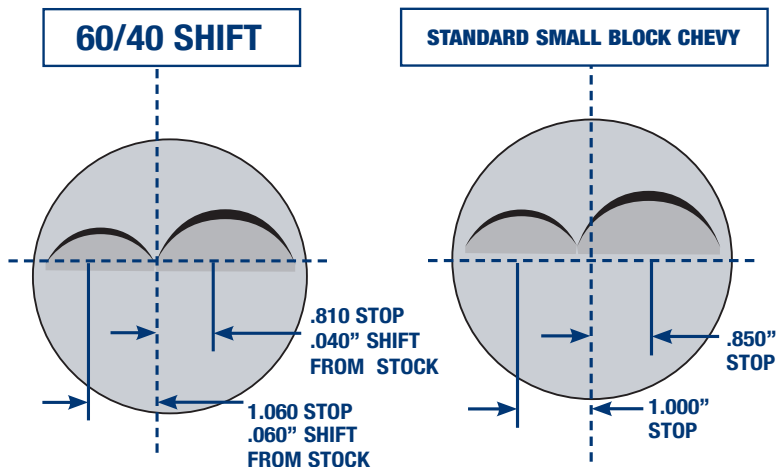
Originally developed in 1955 at 265 cubic inches, the small block Chevy engine has evolved into the most popular engine in history. With literally millions of factory production units in circulation, the performance aftermarket has exploded with countless variations of this engine. When choosing a piston, the choices can be reduced to a few simple steps.

Piston to cylinder head compatibility is determined by two major factors, dome shape/size and valve relief (VR) placement. VR placement on the piston is influenced by two characteristics of the particular cylinder head being used; valve angle and valve spacing. The following paragraph discusses the VR placement characteristics of the most popular small block Chevy cylinder head, the 23°.

Factory GM heads are used to define standard valve spacing and angle (thus 23°) for many small block Chevy's. Additionally most 23° aftermarket cylinder heads incorporate what is commonly known as "60/40 Shift" (See diagram at right) in order to allow for larger valves. All JE flat top and inverted dome shelf piston designs accommodate "60/40 Shift" and will work with most aftermarket 23° cylinder heads, including those with oversized valves and angle milled surfaces. TFS "Twisted Wedge" and AFR227 cylinder heads will require custom pistons.

JE domed pistons share the same compatibility as the flat top and inverted dome pistons. Only the Pro Action/Pro Topline, Brodix 11X, GB2000, GM Vortec and the GM Fast Burn heads require special pistons in addition to those mentioned above. In some cases, as in the Pro Topline Lightning 23°, JE has designed specific shelf parts to suit these applications.

Although the 23° head is by far the most popular, the performance aftermarket industry has developed several variations that employ different valve angles and VR placements. These styles include cylinder heads such as the Brodix -12 15°, 17°/18°... etc. and have specific sections in our catalog dedicated to them. These special application shelf pistons will work with nearly any aftermarket head of the same valve angle style.



REMEMBER, always check piston to cylinder head clearance during assembly as shown in the diagram. If you have questions regarding the VR placement on your particular cylinder head, JE suggests that you contact the cylinder head manufacturer directly.

## LS1 EXTREME DUTY FSR

### FEATURES:

- High strength FSR forging
- Accumulator Grooves
- Double Pin Oilers
- Offset Wrist Pin

### INCLUDES:

- Pin #927-2250-15-51C (106g)
- #945-2250-15C (105g)
- Round Wire Locks # 927-073-MW

We have redesigned and expanded our GM LS1 series product lines! These new pistons utilized our dedicated Forged Side Relief (FSR) forging that was specifically designed for high output GM LS1 series engines. In addition we have found ways to reduce weight and maintain the durability needed for both street and racing use. Lightweight and extremely durable, these pistons are machined for 1.5mm, 1.5mm, 3.0mm rings. Wrist pin upgrade recommended above 800hp.



Part #	Cubic Inches	Bore Size	Stroke	Rod Length	Block Height	Comp. Distance	Head Cubic Centimeters			Dome Volume	Gram Weight	Footnote	Oversize	Ring Set Recommended	JE Pro Seal Head Gasket
							64cc	66cc	72cc						
							Compression Ratio								
LS1 SERIES							Std Bore: 3.898"			Ring package designed for: 1.5, 1.5, 3.0mm Rings					
321237	346	3.898	3.622	6.098	+0.09	1.340	8.7:1	8.5:1	8.0:1	-19.5	420	K	STD	J68008-3900-3	GM1015-051
321238	347	3.905	3.622	6.098	+0.09	1.340	8.7:1	8.5:1	8.0:1	-21.8	422	K	.007	J68008-3900-3	GM1015-051
321239	346	3.898	3.622	6.098	+0.09	1.340	10.4:1	10.2:1	9.6:1	-2.0	437	K	STD	J68008-3900-3	GM1015-051
321240	347	3.905	3.622	6.098	+0.09	1.340	10.4:1	10.2:1	9.6:1	-2.0	439	K	.007	J68008-3900-3	GM1015-051
321241	346	3.898	3.622	6.125	+0.11	1.315	8.7:1	8.5:1	8.0:1	-19.9	420	C	STD	J68008-3900-3	GM1015-051
321242	347	3.905	3.622	6.125	+0.11	1.315	8.7:1	8.5:1	8.0:1	-20.2	422	C	.007	J68008-3900-3	GM1015-051
321243	346	3.898	3.622	6.125	+0.11	1.315	10.5:1	10.2:1	9.6:1	-2.0	432	C	STD	J68008-3900-3	GM1015-051
321244	347	3.905	3.622	6.125	+0.11	1.315	10.5:1	10.3:1	9.6:1	-2.0	434	C	.007	J68008-3900-3	GM1015-051
321245	372	3.898	3.900	6.125	+0.10	1.175	11.2:1	10.9:1	10.2:1	-2.0	421	C,M	STD	J68008-3900-3	GM1015-051
321246	374	3.905	3.900	6.125	+0.10	1.175	11.2:1	11.0:1	10.2:1	-2.0	422	C,M	.007	J68008-3900-3	GM1015-051
326374	382	3.898	4.000	6.125	9.240	1.115	8.6:1	8.5:1	8.1:1	-29.9	401	C,M	STD	J68008-3900-3	GM1015-051
326375	383	3.905	4.000	6.125	9.240	1.115	8.6:1	8.5:1	8.1:1	-30.2	401	C,M	.007	J68008-3900-3	GM1015-051
326376	382	3.898	4.000	6.125	9.240	1.115	11.5:1	11.2:1	10.5:1	-2.0	413	C,M	STD	J68008-3900-3	GM1015-051
326377	383	3.905	4.000	6.125	9.240	1.115	11.5:1	11.2:1	10.5:1	-2.0	413	C,M	.007	J68008-3900-3	GM1015-051
321247	382	3.898	4.000	6.200	+0.10	1.050	11.5:1	11.2:1	10.5:1	-2.0	405	C,M	STD	J68008-3900-3	GM1015-051
321248	383	3.905	4.000	6.200	+0.10	1.050	11.5:1	11.2:1	10.5:1	-2.0	406	C,M	.007	J68008-3900-3	GM1015-051

FOOTNOTES: C = .927 Pin Diameter, K = .945 Pin Diameter, T= Forced Induction

## GM LS7 FLAT TOP

### FEATURES:

- Accumulator Grooves
- Double Pin Oilers
- Offset Wrist Pin

### INCLUDES:

- Pin #927-2250-15-51C (106g)
- Round Wire Locks # 927-073-MW

JE offers the only aftermarket forged piston that matches the OEM LS7 asymmetrical piston design! These Asymmetrical FSR (Forged Side Relief) pistons are engineered for today's high power normally aspirated and forced induction LS7 engines. The exclusive asymmetrical skirt maintains a larger skirt area on the heavily stressed major thrust side, while reducing friction with a smaller skirt on the minor thrust side. The result is a high strength, lightweight piston that outperforms the competition! Note: For applications over 800hp, a thicker wall wrist pin is recommended.

**STOCK ROD MUST BE HONED TO ACCEPT .927" DIA PIN. MILLING OF ROD BALANCE PAD MAY BE NEEDED DUE TO VARIATION FROM FACTORY.**

### Asymmetrical Design

Part #	Cubic Inches	Bore Size	Stroke	Rod Length	Block Height	Comp. Distance	Head Cubic Centimeters			Dome Volume	Gram Weight	Footnote	Oversize	Ring Set Recommended	JE Pro Seal Head Gasket
							70cc								
							Compression Ratio								
LS7 SERIES							Std Bore: 4.125"			Ring package designed for: 1.2, 1.5, 3.0mm Rings					
311902	427	4.125	4.000	6.077	9.240	1.163		11.7:1		-2.0	427	F, V	STD	JG31F8-4125-2	GM1021-051
311903	428	4.1275	4.000	6.077	9.240	1.163		11.7:1		-2.0	428	F, V	.0025	JG31F8-4125-2	GM1021-051
311904	429	4.130	4.000	6.077	9.240	1.163		11.7:1		-2.0	429	F, V	0.005	JG31F8-4135-2	GM1021-051
311905	427	4.125	4.000	6.125	9.240	1.115		11.7:1		-2.0	427	F, V	STD	JG31F8-4125-2	GM1021-051
311906	428	4.1275	4.000	6.125	9.240	1.115		11.7:1		-2.0	426	F, V	.0025	JG31F8-4125-2	GM1021-051
311907	429	4.130	4.000	6.125	9.240	1.115		11.7:1		-2.0	426	F, V	.005	JG31F8-4135-2	GM1021-051
311909	438	4.125	4.100	6.125	9.240	1.065		12.0:1		-2.0	415	F, V	STD	JG31F8-4125-2	GM1021-051
311910	438	4.1275	4.100	6.125	9.240	1.065		12.0:1		-2.0	413	F, V	.0025	JG31F8-4125-2	GM1021-051
311911	439	4.130	4.100	6.125	9.240	1.065		12.0:1		-2.0	418	F, V	.005	JG31F8-4135-2	GM1021-051

FOOTNOTES: F = FSR, V = Accepts Nitrous





## GM LS7 INVERTED DOME

**FEATURES:**

- Accumulator Grooves
- Double Pin Oilers
- Offset Wrist Pin

**INCLUDES:**

- Pin #927-2250-17-51C (116g)
- Round Wire Locks # 927-073-MW

JE offers the only aftermarket forged piston that matches the OEM LS7 asymmetrical piston design! These Asymmetrical FSR (Forged Side Relief) pistons are engineered for today's high power normally aspirated and forced induction LS7 engines. The exclusive asymmetrical skirt maintains a larger skirt area on the heavily stressed major thrust side, while reducing friction with a smaller skirt on the minor thrust side. The result is a high strength, lightweight piston that outperforms the competition! Note: For applications over 800hp, a thicker wall wrist pin is recommended.

**STOCK ROD MUST BE HONED TO ACCEPT .927" DIA PIN. MILLING OF ROD BALANCE PAD MAY BE NEEDED DUE TO VARIATION FROM FACTORY.**

**Asymmetrical Design**

LS7 SERIES		Std Bore: 4.125"		Ring package designed for: 1.2, 1.5, 3.0mm Rings											
Part #	Cubic Inches	Bore Size	Stroke	Rod Length	Block Height	Comp. Distance	Head Cubic Centimeters		Dome Volume	Gram Weight	Footnote	Oversize	Ring Set Recommended	JE Pro Seal Head Gasket	
							70cc	Compression Ratio							
311916	427	4.125	4.000	6.125	9.240	1.115		9.0:1	-30.0	427	F, T	STD	JG31F8-4125-2	GM1021-051	
311917	428	4.1275	4.000	6.125	9.240	1.115		9.0:1	-30.0	429	F, T	.0025	JG31F8-4125-2	GM1021-051	
311918	429	4.130	4.000	6.125	9.240	1.115		9.0:1	-30.0	428	F, T	0.005	JG31F8-4135-2	GM1021-051	
311919	438	4.125	4.100	6.125	9.240	1.065		9.0:1	-33.0	412	F, T	STD	JG31F8-4125-2	GM1021-051	
311920	438	4.1275	4.100	6.125	9.240	1.065		9.0:1	-33.0	417	F, T	.0025	JG31F8-4125-2	GM1021-051	
311921	439	4.130	4.100	6.125	9.240	1.065		9.0:1	-33.0	411	F, T	.005	JG31F8-4135-2	GM1021-051	

**FOOTNOTES: F = FSR, T = Forced Induction**

## GM LS7 DOME

**FEATURES:**

- Accumulator Grooves
- Double Pin Oilers
- Offset Wrist Pin

**INCLUDES:**

- Pin #927-2250-15-51C (106g)
- Round Wire Locks # 927-073-MW

JE offers the only aftermarket forged piston that matches the OEM LS7 asymmetrical piston design! These Asymmetrical FSR (Forged Side Relief) pistons are engineered for today's high power normally aspirated and forced induction LS7 engines. The exclusive asymmetrical skirt maintains a larger skirt area on the heavily stressed major thrust side, while reducing friction with a smaller skirt on the minor thrust side. The result is a high strength, lightweight piston that outperforms the competition! Note: For applications over 800hp, a thicker wall wrist pin is recommended.

**STOCK ROD MUST BE HONED TO ACCEPT .927" DIA PIN. MILLING OF ROD BALANCE PAD MAY BE NEEDED DUE TO VARIATION FROM FACTORY.**

**Asymmetrical Design**

LS7 SERIES		Std Bore: 4.125"		Ring package designed for: 1.2, 1.5, 3.0mm Rings											
Part #	Cubic Inches	Bore Size	Stroke	Rod Length	Block Height	Comp. Distance	Head Cubic Centimeters		Dome Volume	Gram Weight	Footnote	Oversize	Ring Set Recommended	JE Pro Seal Head Gasket	
							70cc	Compression Ratio							
311922	427	4.125	4.000	6.077	9.240	1.163		12.5:1	3.2	445	F, V	STD	JG31F8-4125-2	GM1021-051	
311923	428	4.1275	4.000	6.077	9.240	1.163		12.5:1	3.1	448	F, V	.0025	JG31F8-4125-2	GM1021-051	
311924	429	4.130	4.000	6.077	9.240	1.163		12.5:1	3.0	446	F, V	.005	JG31F8-4135-2	GM1021-051	
311925	427	4.125	4.000	6.125	9.240	1.115		12.5:1	3.2	444	F, V	STD	JG31F8-4125-2	GM1021-051	
311926	428	4.1275	4.000	6.125	9.240	1.115		12.5:1	3.1	446	F, V	.0025	JG31F8-4125-2	GM1021-051	
311927	429	4.130	4.000	6.125	9.240	1.115		12.5:1	3.0	446	F, V	.005	JG31F8-4135-2	GM1021-051	
311928	438	4.125	4.100	6.125	9.240	1.065		12.5:1	1.3	432	F, V	STD	JG31F8-4125-2	GM1021-051	
311929	438	4.1275	4.100	6.125	9.240	1.065		12.5:1	1.2	431	F, V	.0025	JG31F8-4125-2	GM1021-051	
311930	439	4.130	4.100	6.125	9.240	1.065		12.5:1	1.1	432	F, V	.005	JG31F8-4135-2	GM1021-051	

**FOOTNOTES: F = FSR, V = Accepts Nitrous**

## GM LS FLAT TOP

### FEATURES:

- Accumulator Grooves
- Double Pin Oilers
- Offset Wrist Pin

### INCLUDES:

- Pin #945-2250-15-51C (105g) for use with 6.098 Rod Length
- Pin #927-2250-15-51C (106g) for use with 6.125 Rod Length
- Round Wire Locks # 927-073-MW

Hands down, the best forged piston for your high performance LS engine! Our Asymmetrical FSR (Forged Side Relief) forging is engineered for today's high power normally aspirated and forced induction LS engines. The exclusive asymmetrical skirt maintains a larger skirt area on the heavily stressed major thrust side, while reducing friction with a smaller skirt on the minor thrust side. The result is a high strength, lightweight piston that outperforms the competition! Note: For applications over 800hp, a thicker wall wrist pin is recommended.



Lightweight and extremely durable, these pistons are machined for 1.2mm, 1.5mm, 3.0mm rings.

Combination 12° & 15° Valve Pockets

### Asymmetrical Design

Part #	Cubic Inches	Bore Size	Stroke	Rod Length	Block Height	Comp. Distance	Head Cubic Centimeters			Dome Volume	Gram Weight	Footnote	Oversize	Ring Set Recommended	JE Pro Seal Head Gasket
							64cc	68cc	70cc						
LS SERIES							Std Bore: 4.000" LS2, 4.065 LS3, 4.125 LS7			Ring package designed for: 1.2, 1.5, 3.0mm Rings					
311955	364	4.000	3.622	6.098	9.240	1.340	10.6:1	10.1:1	9.9:1	-5.0	407	F, V	STD LS2	JG3108-4000-7	GM1016-051
311956	365	4.005	3.622	6.098	9.240	1.340	10.6:1	10.1:1	9.9:1	-5.0	410	F, V	.005 LS2	JG3108-4000-7	GM1016-051
311957	366	4.010	3.622	6.098	9.240	1.340	10.6:1	10.2:1	9.9:1	-5.0	411	F, V	.010 LS2	JG3108-4010-4	GM1016-051
311958	370	4.030	3.622	6.098	9.240	1.340	10.7:1	10.2:1	10.0:1	-5.0	415	F, V	.030 LS2	JG31F8-4030-2	GM1016-051
311959	376	4.065	3.622	6.098	9.240	1.340	10.9:1	10.4:1	10.2:1	-5.0	425	F, V	STD LS3	JG31F8-4070-0	GM1006-051
311960	377	4.070	3.622	6.098	9.240	1.340	10.9:1	10.4:1	10.2:1	-5.0	427	F, V	.005 LS3	JG31F8-4070-0	GM1006-051
361710	364	4.000	3.622	6.098	9.240	1.340	10.6:1	10.1:1	9.9:1	-5.0		Ultra	STD LS2	JG3108-4000-7	GM1016-051
361711	365	4.005	3.622	6.098	9.240	1.340	10.6:1	10.1:1	9.9:1	-5.0		Ultra	.005 LS2	JG3108-4000-7	GM1016-051
361712	366	4.010	3.622	6.098	9.240	1.340	10.6:1	10.2:1	9.9:1	-5.0		Ultra	.010 LS2	JG3108-4010-4	GM1016-051
360768	376	4.065	3.622	6.098	9.240	1.340	10.9:1	10.4:1	10.2:1	-5.0		Ultra	STD LS3	JG31F8-4070-0	GM1016-051
360769	377	4.070	3.622	6.098	9.240	1.340	10.9:1	10.4:1	10.2:1	-5.0		Ultra	.005 LS3	JG31F8-4070-0	GM1016-051
360770	378	4.075	3.622	6.098	9.240	1.340	10.9:1	10.4:1	10.2:1	-5.0		Ultra	.010 LS3	JG3108-4075-5	GM1016-051
361713	387	4.125	3.622	6.098	9.240	1.340	11.1:1	10.6:1	10.4:1	-5.0		Ultra	STD LS7	JG31F8-4125-2	GM1016-051
361714	388	4.130	3.622	6.098	9.240	1.340	11.1:1	10.6:1	10.4:1	-5.0		Ultra	.005 LS7	JG31F8-4135-2	GM1016-051
361715	389	4.135	3.622	6.098	9.240	1.340	11.2:1	10.7:1	10.4:1	-5.0		Ultra	.010 LS7	JG31F8-4135-2	GM1016-051
311961	364	4.000	3.622	6.125	9.240	1.304	10.6:1	10.1:1	9.9:1	-5.0	403	F, V	STD LS2	JG3108-4000-7	GM1016-051
311962	365	4.005	3.622	6.125	9.240	1.304	10.6:1	10.1:1	9.9:1	-5.0	415	F, V	.005 LS2	JG3108-4000-7	GM1016-051
311963	366	4.010	3.622	6.125	9.240	1.304	10.6:1	10.2:1	9.9:1	-5.0	408	F, V	.010 LS2	JG3108-4010-4	GM1016-051
311964	370	4.030	3.622	6.125	9.240	1.304	10.7:1	10.2:1	10.0:1	-5.0	410	F, V	.030 LS2	JG31F8-4030-2	GM1016-051
311965	376	4.065	3.622	6.125	9.240	1.304	10.9:1	10.4:1	10.2:1	-5.0	430	F, V	STD LS3	JG31F8-4070-0	GM1006-051
311966	377	4.070	3.622	6.125	9.240	1.304	10.9:1	10.4:1	10.2:1	-5.0	426	F, V	.005 LS3	JG31F8-4070-0	GM1006-051
311967	378	4.075	3.622	6.125	9.240	1.304	10.9:1	10.4:1	10.2:1	-5.0	422	F, V	.010 LS3	JG3108-4075-5	GM1006-051
311968	378	4.080	3.622	6.125	9.240	1.304	10.9:1	10.4:1	10.2:1	-5.0	426	F, V	.015 LS3	JG3108-4075-5	GM1006-051
311969	387	4.125	3.622	6.125	9.240	1.304	11.1:1	10.6:1	10.4:1	-5.0	437	F, V	STD LS7	JG31F8-4125-2	GM1005-051
311970	388	4.130	3.622	6.125	9.240	1.304	11.1:1	10.6:1	10.4:1	-5.0	438	F, V	.005 LS7	JG31F8-4135-2	GM1005-051
311971	389	4.135	3.622	6.125	9.240	1.304	11.2:1	10.7:1	10.4:1	-5.0	442	F, V	.010 LS7	JG31F8-4135-2	GM1005-051
311972	393	4.155	3.622	6.125	9.240	1.304	11.3:1	10.8:1	10.5:1	-5.0	450	F, V	.030 LS7	JG31F8-4155-3	
311973	399	4.185	3.622	6.125	9.240	1.304	11.4:1	10.9:1	10.6:1	-5.0	452	F, V	.060 LS7	JG3108-4185-3	
323978	392	4.000	3.900	6.125	9.240	1.165	11.0:1	10.5:1	10.3:1	-5.0	378	F, V	STD LS2	JG3108-4000-7	GM1016-051
323979	393	4.005	3.900	6.125	9.240	1.165	11.0:1	10.6:1	10.3:1	-5.0	379	F, V	.005 LS2	JG3108-4000-7	GM1016-051
323980	394	4.010	3.900	6.125	9.240	1.165	11.0:1	10.6:1	10.3:1	-5.0	384	F, V	.010 LS2	JG3108-4010-4	GM1016-051
323981	398	4.030	3.900	6.125	9.240	1.165	11.1:1	10.7:1	10.4:1	-5.0	385	F, V	.030 LS2	JG31F8-4030-2	GM1016-051
323982	405	4.065	3.900	6.125	9.240	1.165	11.3:1	10.8:1	10.6:1	-5.0	388	F, V	STD LS3	JG31F8-4070-0	GM1016-051
323983	406	4.070	3.900	6.125	9.240	1.165	11.3:1	10.8:1	10.6:1	-5.0	396	F, V	.005 LS3	JG31F8-4070-0	GM1016-051
323984	407	4.075	3.900	6.125	9.240	1.165	11.3:1	10.8:1	10.6:1	-5.0	394	F, V	.010 LS3	JG3108-4075-5	GM1006-051
323985	408	4.080	3.900	6.125	9.240	1.165	11.4:1	10.9:1	10.6:1	-5.0	395	F, V	.015 LS3	JG3108-4075-5	GM1006-051
323986	417	4.125	3.900	6.125	9.240	1.165	11.5:1	11.1:1	10.8:1	-5.0	408	F, V	STD LSX	JG31F8-4125-2	GM1005-051
323987	418	4.130	3.900	6.125	9.240	1.165	11.6:1	11.1:1	10.8:1	-5.0	409	F, V	.005 LSX	JG31F8-4135-2	GM1005-051
323988	419	4.135	3.900	6.125	9.240	1.165	11.6:1	11.1:1	10.9:1	-5.0	413	F, V	.010 LSX	JG31F8-4135-2	GM1005-051
323989	423	4.155	3.900	6.125	9.240	1.165	11.7:1	11.2:1	10.9:1	-5.0	415	F, V	.030 LSX	JG31F8-4155-3	
323990	429	4.185	3.900	6.125	9.240	1.165	11.8:1	11.3:1	11.1:1	-5.0	420	F, V	.060 LSX	JG3108-4185-3	
361716	402	4.000	4.000	6.125	9.240	1.115	11.6:1	11.1:1	10.8:1	-5.0		Ultra	STD LS2	JG3108-4000-7	GM1016-051
361717	403	4.005	4.000	6.125	9.240	1.115	11.6:1	11.1:1	10.8:1	-5.0		Ultra	.005 LS2	JG3108-4000-7	GM1016-051
361718	404	4.010	4.000	6.125	9.240	1.115	11.6:1	11.1:1	10.9:1	-5.0		Ultra	.010 LS2	JG3108-4010-4	GM1016-051
360771	415	4.065	4.000	6.125	9.240	1.115	11.9:1	11.4:1	11.1:1	-5.0		Ultra	STD LS3	JG3108-4070-0	GM1006-051

NEW ULTRA SERIES (see pg. 5 for info)



JE PISTONS

NEW ULTRA SERIES (see pg. 5 for info)

**GM LS FLAT TOP (CONTINUED)**

**Asymmetrical Design**

**LS SERIES Std Bore: 4.000" LS2, 4.065 LS3, 4.125 LS7 Ring package designed for: 1.2, 1.5, 3.0mm Rings**

Part #	Cubic Inches	Bore Size	Stroke	Rod Length	Block Height	Comp. Distance	Head Cubic Centimeters			Dome Volume	Gram Weight	Footnote	Oversize	Ring Set Recommended	JE Pro Seal Head Gasket
							64cc	68cc	70cc						
							Compression Ratio								
360772	416	4.070	4.000	6.125	9.240	1.115	11.9:1	11.4:1	11.1:1	-5.0		Ultra	.005 LS3	JG31F8-4070-0	GM1006-051
360773	417	4.075	4.000	6.125	9.240	1.115	11.9:1	11.4:1	11.2:1	-5.0		Ultra	.010 LS3	JG3108-4075-5	GM1006-051
361719	427	4.125	4.000	6.125	9.240	1.115	12.2:1	11.6:1	11.4:1	-5.0		Ultra	STD LSX	JG31F8-4125-2	GM1005-051
361720	429	4.130	4.000	6.125	9.240	1.115	12.2:1	11.7:1	11.4:1	-5.0		Ultra	.005 LSX	JG31F8-4135-2	GM1005-051
361721	430	4.135	4.000	6.125	9.240	1.115	12.2:1	11.7:1	11.4:1	-5.0		Ultra	.010 LSX	JG31F8-4135-2	GM1005-051
311976	402	4.000	4.000	6.125	9.240	1.115	11.6:1	11.1:1	10.8:1	-5.0	381	F, V	STD LS2	JG3108-4000-7	GM1016-051
311977	403	4.005	4.000	6.125	9.240	1.115	11.6:1	11.1:1	10.8:1	-5.0	381	F, V	.005 LS2	JG3108-4000-7	GM1016-051
311978	404	4.010	4.000	6.125	9.240	1.115	11.6:1	11.1:1	10.9:1	-5.0	383	F, V	.010 LS2	JG3108-4010-4	GM1016-051
311979	408	4.030	4.000	6.125	9.240	1.115	11.7:1	11.2:1	11.0:1	-5.0	390	F, V	.030 LS2	JG31F8-4030-2	GM1016-051
311980	415	4.065	4.000	6.125	9.240	1.115	11.9:1	11.4:1	11.1:1	-5.0	389	F, V	STD LS3	JG31F8-4070-0	GM1006-051
311981	416	4.070	4.000	6.125	9.240	1.115	11.9:1	11.4:1	11.1:1	-5.0	397	F, V	.005 LS3	JG31F8-4070-0	GM1006-051
311982	417	4.075	4.000	6.125	9.240	1.115	11.9:1	11.4:1	11.2:1	-5.0	393	F, V	.010 LS3	JG3108-4075-5	GM1006-051
311984	418	4.080	4.000	6.125	9.240	1.115	12.0:1	11.4:1	11.2:1	-5.0	396	F, V	.015 LS3	JG3108-4075-5	GM1006-051
311985	427	4.125	4.000	6.125	9.240	1.115	12.2:1	11.6:1	11.4:1	-5.0	413	F, V	STD LS7	JG31F8-4125-2	GM1005-051
311986	429	4.130	4.000	6.125	9.240	1.115	12.2:1	11.7:1	11.4:1	-5.0	412	F, V	.005 LS7	JG31F8-4135-2	GM1005-051
311987	430	4.135	4.000	6.125	9.240	1.115	12.2:1	11.7:1	11.4:1	-5.0	416	F, V	.010 LS7	JG31F8-4135-2	GM1005-051
311988	434	4.155	4.000	6.125	9.240	1.115	12.3:1	11.7:1	11.5:1	-5.0	421	F, V	.030 LS7	JG31F8-4155-3	
311989	440	4.185	4.000	6.125	9.240	1.115	12.5:1	11.9:1	11.7:1	-5.0	428	F, V	.060 LS7	JG3108-4185-3	
311990	413	4.000	4.100	6.125	9.240	1.065	11.8:1	11.3:1	11.1:1	-5.0	374	F, V	STD LS2	JG3108-4000-7	GM1016-051
311991	413	4.005	4.100	6.125	9.240	1.065	11.9:1	11.3:1	11.1:1	-5.0	377	F, V	.005 LS2	JG3108-4000-7	GM1016-051
311992	414	4.010	4.100	6.125	9.240	1.065	11.9:1	11.4:1	11.1:1	-5.0	379	F, V	.010 LS2	JG3108-4010-4	GM1016-051
311993	418	4.030	4.100	6.125	9.240	1.065	12.0:1	11.5:1	11.2:1	-5.0	382	F, V	.030 LS2	JG31F8-4030-2	GM1016-051
311994	426	4.065	4.100	6.125	9.240	1.065	12.2:1	11.6:1	11.4:1	-5.0	389	F, V	STD LS3	JG31F8-4070-0	GM1006-051
311995	427	4.070	4.100	6.125	9.240	1.065	12.2:1	11.6:1	11.4:1	-5.0	387	F, V	.005 LS3	JG31F8-4070-0	GM1006-051
311996	428	4.075	4.100	6.125	9.240	1.065	12.2:1	11.7:1	11.4:1	-5.0	390	F, V	.010 LS3	JG3108-4075-5	GM1006-051
311997	429	4.080	4.100	6.125	9.240	1.065	12.2:1	11.7:1	11.4:1	-5.0	390	F, V	.015 LS3	JG3108-4075-5	GM1006-051
311998	438	4.125	4.100	6.125	9.240	1.065	12.5:1	11.9:1	11.6:1	-5.0	409	F, V	STD LS7	JG31F8-4125-2	GM1005-051
311999	439	4.130	4.100	6.125	9.240	1.065	12.5:1	11.9:1	11.7:1	-5.0	411	F, V	.005 LS7	JG31F8-4135-2	GM1005-051
312000	440	4.135	4.100	6.125	9.240	1.065	12.5:1	12.0:1	11.7:1	-5.0	412	F, V	.010 LS7	JG31F8-4135-2	GM1005-051
312001	445	4.155	4.100	6.125	9.240	1.065	12.6:1	12.0:1	11.8:1	-5.0	416	F, V	.030 LS7	JG31F8-4155-3	
312002	451	4.185	4.100	6.125	9.240	1.065	12.8:1	12.2:1	11.9:1	-5.0	422	F, V	.060 LS7	JG3108-4185-3	

**FOOTNOTES: F = FSR, Ultra = Ultra Series Pistons, V = Accepts Nitrous**

**GM LS INVERTED DOME**

**FEATURES:**

- Accumulator Grooves
- Double Pin Oilers
- Offset Wrist Pin

**INCLUDES:**

- Pin #945-2250-15-51C (105g) For use with 6.098 Rod Length
- Pin #927-2250-15-51C (106g) For use with 6.125 Rod Length
- Round Wire Locks # 927-073-MW

LSA & LS9 Engines require oil squirter location modification for clearance. OEM LSA Connecting Rods require milling for proper fitment

Hands down, the best forged piston for your high performance LS engine! Our Asymmetrical FSR (Forged Side Relief) forging is engineered for today's high power normally aspirated and forced induction LS engines. The exclusive asymmetrical skirt maintains a larger skirt area on the heavily stressed major thrust side, while reducing friction with a smaller skirt on the minor thrust side. The result is a high strength, lightweight piston that outperforms the competition! Note: For applications over 800hp, a thicker wall wrist pin is recommended.

**COMBINATION 12° & 15° VALVE POCKETS**

**GM LS INVERTED DOME**

**Asymmetrical Design**

**LS SERIES Std Bore: 4.000" LS2, 4.065 LS3, 4.125 LS7 Ring package designed for: 1.2, 1.5, 3.0mm Rings**

Part #	Cubic Inches	Bore Size	Stroke	Rod Length	Block Height	Comp. Distance	Head Cubic Centimeters			Dome Volume	Gram Weight	Footnote	Oversize	Ring Set Recommended	JE Pro Seal Head Gasket
							64cc	68cc	70cc						
							Compression Ratio								
312018	364	4.000	3.622	6.098	9.240	1.340	9.3:1	9.0:1	8.8:1	-16.4	429	F, T	STD LS2	JG3108-4000-7	GM1016-051
312019	365	4.005	3.622	6.098	9.240	1.340	9.3:1	9.0:1	8.8:1	-16.6	436	F, T	.005 LS2	JG3108-4000-7	GM1016-051
312020	366	4.010	3.622	6.098	9.240	1.340	9.3:1	9.0:1	8.8:1	-16.8	436	F, T	.010 LS2	JG3108-4010-4	GM1016-051
312021	370	4.030	3.622	6.098	9.240	1.340	9.3:1	9.0:1	8.8:1	-17.7	445	F, T	.030 LS2	JG31F8-4030-2	GM1016-051
312022	376	4.065	3.622	6.098	9.240	1.340	9.3:1	9.0:1	8.8:1	-19.2	451	F, T	STD LS3	JG31F8-4070-0	GM1006-051
312023	377	4.070	3.622	6.098	9.240	1.340	9.3:1	9.0:1	8.8:1	-19.4	454	F, T	.005 LS3	JG31F8-4070-0	GM1006-051
361722	364	4.000	3.622	6.125	9.240	1.340	10.4:1	10.0:1	9.8:1	-6.0		Ultra	STD LS2	JG3108-4000-7	GM1016-051
361723	365	4.005	3.622	6.125	9.240	1.340	10.4:1	10.0:1	9.8:1	-6.2		Ultra	.005 LS2	JG3108-4000-7	GM1016-051
361724	366	4.010	3.622	6.125	9.240	1.340	10.4:1	10.0:1	9.8:1	-6.4		Ultra	.010 LS2	JG3108-4010-4	GM1016-051
360774	376	4.065	3.622	6.125	9.240	1.340	10.4:1	10.0:1	9.8:1	-8.5		Ultra	STD LS3	JG31F8-4070-0	GM1006-051





**GM LS INVERTED DOME (CONTINUED)**

**Asymmetrical Design**

**LS SERIES Std Bore: 4.000" LS2, 4.065 LS3, 4.125 LS7 Ring package designed for: 1.2, 1.5, 3.0mm Rings**

Part #	Cubic Inches	Bore Size	Stroke	Rod Length	Block Height	Comp. Distance	Head Cubic Centimeters			Dome Volume	Gram Weight	Footnote	Oversize	Ring Set Recommended	JE Pro Seal Head Gasket
							64cc	68cc	70cc						
							Compression Ratio								
360775	377	4.070	3.622	6.125	9.240	1.304	10.4:1	10.0:1	9.8:1	-8.7		Ultra	.005 LS3	JG31F8-4070-0	GM1006-051
360776	378	4.075	3.622	6.125	9.240	1.304	10.4:1	10.0:1	9.8:1	-8.9		Ultra	.010 LS3	JG3108-4075-5	GM1006-051
361725	387	4.125	3.622	6.125	9.240	1.304	10.4:1	10.0:1	9.8:1	-10.8		Ultra	STD LS7	JG31F8-4125-2	GM1005-051
361726	388	4.130	3.622	6.125	9.240	1.304	10.4:1	10.0:1	9.8:1	-10.9		Ultra	.005 LS7	JG31F8-4135-2	GM1005-051
361727	389	4.135	3.622	6.125	9.240	1.304	10.4:1	10.0:1	9.8:1	-11.1		Ultra	.010 LS7	JG31F8-4135-2	GM1005-051
312024	364	4.000	3.622	6.125	9.240	1.304	9.3:1	9.0:1	8.8:1	-16.4	427	F, T	STD LS2	JG3108-4000-7	GM1016-051
312025	365	4.005	3.622	6.125	9.240	1.304	9.3:1	9.0:1	8.8:1	-16.6	425	F, T	.005 LS2	JG3108-4000-7	GM1016-051
312026	366	4.010	3.622	6.125	9.240	1.304	9.3:1	9.0:1	8.8:1	-16.8	431	F, T	.010 LS2	JG3108-4010-4	GM1016-051
312029	370	4.030	3.622	6.125	9.240	1.304	9.3:1	9.0:1	8.8:1	-17.7	436	F, T	.030 LS2	JG31F8-4030-2	GM1016-051
312030	376	4.065	3.622	6.125	9.240	1.304	9.3:1	9.0:1	8.8:1	-19.2	440	F, T	STD LS3	JG31F8-4070-0	GM1006-051
312031	377	4.070	3.622	6.125	9.240	1.304	9.3:1	9.0:1	8.8:1	-19.4	443	F, T	.005 LS3	JG31F8-4070-0	GM1006-051
312032	378	4.075	3.622	6.125	9.240	1.304	9.3:1	9.0:1	8.8:1	-19.6	445	F, T	.010 LS3	JG3108-4075-5	GM1006-051
312033	378	4.080	3.622	6.125	9.240	1.304	9.3:1	9.0:1	8.8:1	-19.8	446	F, T	.015 LS3	JG3108-4075-5	GM1006-051
312034	387	4.125	3.622	6.125	9.240	1.304	9.3:1	9.0:1	8.8:1	-21.8	458	F, T	STD LS7	JG31F8-4125-2	GM1005-051
312035	388	4.130	3.622	6.125	9.240	1.304	9.3:1	9.0:1	8.8:1	-22	460	F, T	.005 LS7	JG31F8-4135-2	GM1005-051
312036	389	4.135	3.622	6.125	9.240	1.304	9.3:1	9.0:1	8.8:1	-22.2	463	F, T	.010 LS7	JG31F8-4135-2	GM1005-051
312037	393	4.155	3.622	6.125	9.240	1.304	9.3:1	9.0:1	8.8:1	-23.1	470	F, T	.030 LS7	JG31F8-4155-3	
312038	399	4.185	3.622	6.125	9.240	1.304	9.3:1	9.0:1	8.8:1	-24.4	472	F, T	.060 LS7	JG3108-4185-3	
324029	392	4.000	3.900	6.125	9.240	1.165	9.3:1	9.0:1	8.8:1	-21.1	398	F, T	STD LS2	JG3108-4000-7	GM1016-051
324030	393	4.005	3.900	6.125	9.240	1.165	9.3:1	9.0:1	8.8:1	-21.3	400	F, T	.005 LS2	JG3108-4000-7	GM1016-051
324031	394	4.010	3.900	6.125	9.240	1.165	9.3:1	9.0:1	8.8:1	-21.6	401	F, T	.010 LS2	JG3108-4010-4	GM1016-051
324032	398	4.030	3.900	6.125	9.240	1.165	9.3:1	9.0:1	8.8:1	-22.5	409	F, T	.030 LS2	JG31F8-4030-2	GM1016-051
324033	405	4.065	3.900	6.125	9.240	1.165	9.3:1	9.0:1	8.8:1	-24.0	406	F, T	STD LS3	JG31F8-4070-0	GM1016-051
324041	406	4.070	3.900	6.125	9.240	1.165	9.3:1	9.0:1	8.8:1	-24.3	407	F, T	.005 LS3	JG31F8-4070-0	GM1016-051
324034	407	4.075	3.900	6.125	9.240	1.165	9.3:1	9.0:1	8.8:1	-24.5	408	F, T	.010 LS3	JG3108-4075-5	GM1006-051
324035	408	4.080	3.900	6.125	9.240	1.165	9.3:1	9.0:1	8.8:1	-24.7	409	F, T	.015 LS3	JG3108-4075-5	GM1006-051
324036	417	4.125	3.900	6.125	9.240	1.165	9.3:1	9.0:1	8.8:1	-26.8	427	F, T	STD LSX	JG31F8-4125-2	GM1005-051
324037	418	4.130	3.900	6.125	9.240	1.165	9.3:1	9.0:1	8.8:1	-27.0	428	F, T	.005 LSX	JG31F8-4135-2	GM1005-051
324038	419	4.135	3.900	6.125	9.240	1.165	9.3:1	9.0:1	8.8:1	-27.3	429	F, T	.010 LSX	JG31F8-4135-2	GM1005-051
324039	423	4.155	3.900	6.125	9.240	1.165	9.3:1	9.0:1	8.8:1	-28.2	435	F, T	.030 LSX	JG31F8-4155-3	
324040	429	4.185	3.900	6.125	9.240	1.165	9.3:1	9.0:1	8.8:1	-29.6	445	F, T	.060 LSX	JG3108-4185-3	
361728	402	4.000	4.000	6.125	9.240	1.115	10.4:1	10.0:1	9.8:1	-12.2		Ultra	STD LS2	JG3108-4000-7	GM1016-051
361729	403	4.005	4.000	6.125	9.240	1.115	10.4:1	10.0:1	9.8:1	-12.5		Ultra	.005 LS2	JG3108-4000-7	GM1016-051
361730	404	4.010	4.000	6.125	9.240	1.115	10.4:1	10.0:1	9.8:1	-12.7		Ultra	.010 LS2	JG3108-4010-4	GM1016-051
360777	415	4.065	4.000	6.125	9.240	1.115	10.4:1	10.0:1	9.8:1	-14.9		Ultra	STD LS3	JG31F8-4070-0	GM1006-051
360778	416	4.070	4.000	6.125	9.240	1.115	10.4:1	10.0:1	9.8:1	-15.1		Ultra	.005 LS3	JG31F8-4070-0	GM1006-051
360779	417	4.075	4.000	6.125	9.240	1.115	10.4:1	10.0:1	9.8:1	-15.3		Ultra	.010 LS3	JG3108-4075-5	GM1006-051
361731	427	4.125	4.000	6.125	9.240	1.115	10.4:1	10.0:1	9.8:1	-17.4		Ultra	STD LSX	JG31F8-4125-2	GM1005-051
361732	429	4.130	4.000	6.125	9.240	1.115	10.4:1	10.0:1	9.8:1	-17.6		Ultra	.005 LSX	JG31F8-4135-2	GM1005-051
361733	430	4.135	4.000	6.125	9.240	1.115	10.4:1	10.0:1	9.8:1	-17.8		Ultra	.010 LSX	JG31F8-4135-2	GM1005-051
312039	402	4.000	4.000	6.125	9.240	1.115	9.3:1	9.0:1	8.8:1	-26.1	392	F, T	STD LS2	JG3108-4000-7	GM1016-051
312040	403	4.005	4.000	6.125	9.240	1.115	9.3:1	9.0:1	8.8:1	-26.4	394	F, T	.005 LS2	JG3108-4000-7	GM1016-051
312041	404	4.010	4.000	6.125	9.240	1.115	9.3:1	9.0:1	8.8:1	-26.6	395	F, T	.010 LS2	JG3108-4010-4	GM1016-051
312042	408	4.030	4.000	6.125	9.240	1.115	9.3:1	9.0:1	8.8:1	-27.6	396	F, T	.030 LS2	JG31F8-4030-2	GM1016-051
312043	415	4.065	4.000	6.125	9.240	1.115	9.3:1	9.0:1	8.8:1	-29.2	407	F, T	STD LS3	JG31F8-4070-0	GM1006-051
312044	416	4.070	4.000	6.125	9.240	1.115	9.3:1	9.0:1	8.8:1	-29.5	403	F, T	.005 LS3	JG31F8-4070-0	GM1006-051
312045	417	4.075	4.000	6.125	9.240	1.115	9.3:1	9.0:1	8.8:1	-29.7	399	F, T	.010 LS3	JG3108-4075-5	GM1006-051
312046	418	4.080	4.000	6.125	9.240	1.115	9.3:1	9.0:1	8.8:1	-30	406	F, T	.015 LS3	JG3108-4075-5	GM1006-051
312047	427	4.125	4.000	6.125	9.240	1.115	9.3:1	9.0:1	8.8:1	-32.1	420	F, T	STD LS7	JG31F8-4125-2	GM1005-051
312048	429	4.130	4.000	6.125	9.240	1.115	9.3:1	9.0:1	8.8:1	-32.4	422	F, T	.005 LS7	JG31F8-4135-2	GM1005-051
312049	430	4.135	4.000	6.125	9.240	1.115	9.3:1	9.0:1	8.8:1	-32.6	422	F, T	.010 LS7	JG31F8-4135-2	GM1005-051
312050	434	4.155	4.000	6.125	9.240	1.115	9.3:1	9.0:1	8.8:1	-33.6	426	F, T	.030 LS7	JG31F8-4155-3	
312051	440	4.185	4.000	6.125	9.240	1.115	9.3:1	9.0:1	8.8:1	-35	433	F, T	.060 LS7	JG3108-4185-3	
324060	402	4.000	4.000	6.125	9.240	1.115	10.9:1	10.5:1	10.3:1	-7.4	400	F, T	STD LS2	JG3108-4000-7	GM1016-051
324061	403	4.005	4.000	6.125	9.240	1.115	10.9:1	10.5:1	10.3:1	-7.6	401	F, T	.005 LS2	JG3108-4000-7	GM1016-051
324062	404	4.010	4.000	6.125	9.240	1.115	10.9:1	10.5:1	10.3:1	-7.8	408	F, T	.010 LS2	JG3108-4010-4	GM1016-051
324063	408	4.030	4.000	6.125	9.240	1.115	10.9:1	10.5:1	10.3:1	-8.6	411	F, T	.030 LS2	JG31F8-4030-2	GM1016-051
324064	415	4.065	4.000	6.125	9.240	1.115	10.9:1	10.5:1	10.3:1	-9.9	408	F, T	STD LS3	JG31F8-4070-0	GM1016-051

**FOOTNOTES: F = FSR, T = Forced Induction, Ultra = Ultra Series Pistons**

**JE PISTONS**

NEW ULTRA SERIES (see page 5 for info)



**GM LS INVERTED DOME (CONTINUED)**

**Asymmetrical Design**

**LS SERIES Std Bore: 4.000" LS2, 4.065 LS3, 4.125 LS7 Ring package designed for: 1.2, 1.5, 3.0mm Rings & 1.5, 1.5, 3.0mm**

Part #	Cubic Inches	Bore Size	Stroke	Rod Length	Block Height	Comp. Distance	Head Cubic Centimeters			Dome Volume	Gram Weight	Footnote	Oversize	Ring Set Recommended	JE Pro Seal Head Gasket
							64cc	68cc	70cc						
							Compression Ratio								
324065	416	4.070	4.000	6.125	9.240	1.115	10.9:1	10.5:1	10.3:1	-10.1	422	F, T	.005 LS3	JG31F8-4070-0	GM1016-051
324066	417	4.075	4.000	6.125	9.240	1.115	10.9:1	10.5:1	10.3:1	-10.3	426	F, T	.010 LS3	JG3108-4075-5	GM1006-051
324067	418	4.080	4.000	6.125	9.240	1.115	10.9:1	10.5:1	10.3:1	-10.5	422	F, T	.015 LS3	JG3108-4075-5	GM1006-051
324068	427	4.125	4.000	6.125	9.240	1.115	10.9:1	10.5:1	10.3:1	-12.2	444	F, T	STD LSX	JG31F8-4125-2	GM1005-051
324069	429	4.130	4.000	6.125	9.240	1.115	10.9:1	10.5:1	10.3:1	-12.4	445	F, T	.005 LSX	JG31F8-4135-2	GM1005-051
324070	430	4.135	4.000	6.125	9.240	1.115	10.9:1	10.5:1	10.3:1	-12.6	446	F, T	.010 LSX	JG31F8-4135-2	GM1005-051
324071	434	4.155	4.000	6.125	9.240	1.115	10.9:1	10.5:1	10.3:1	-13.4	452	F, T	.030 LSX	JG31F8-4155-3	
324072	440	4.185	4.000	6.125	9.240	1.115	10.9:1	10.5:1	10.3:1	-14.6	458	F, T	.060 LSX	JG3108-4185-3	
312052	413	4.000	4.100	6.125	9.240	1.065	9.3:1	9.0:1	8.8:1	-28.7	388	F, T	STD LS2	JG3108-4000-7	GM1016-051
312053	413	4.005	4.100	6.125	9.240	1.065	9.3:1	9.0:1	8.8:1	-29.0	386	F, T	.005 LS2	JG3108-4000-7	GM1016-051
312054	414	4.010	4.100	6.125	9.240	1.065	9.3:1	9.0:1	8.8:1	-29.2	392	F, T	.010 LS2	JG3108-4010-4	GM1016-051
312055	418	4.030	4.100	6.125	9.240	1.065	9.3:1	9.0:1	8.8:1	-30.2	435	F, T	.030 LS2	JG31F8-4030-2	GM1016-051
312056	426	4.065	4.100	6.125	9.240	1.065	9.3:1	9.0:1	8.8:1	-31.9	412	F, T	STD LS3	JG31F8-4070-0	GM1006-051
312057	427	4.070	4.100	6.125	9.240	1.065	9.3:1	9.0:1	8.8:1	-32.1	391	F, T	.005 LS3	JG31F8-4070-0	GM1006-051
312058	428	4.075	4.100	6.125	9.240	1.065	9.3:1	9.0:1	8.8:1	-32.4	389	F, T	.010 LS3	JG3108-4075-5	GM1006-051
312059	429	4.080	4.100	6.125	9.240	1.065	9.3:1	9.0:1	8.8:1	-32.6	392	F, T	.015 LS3	JG3108-4075-5	GM1006-051
312060	438	4.125	4.100	6.125	9.240	1.065	9.3:1	9.0:1	8.8:1	-34.9	402	F, T	STD LS7	JG31F8-4125-2	GM1005-051
312061	439	4.130	4.100	6.125	9.240	1.065	9.3:1	9.0:1	8.8:1	-35.1	405	F, T	.005 LS7	JG31F8-4135-2	GM1005-051
312062	440	4.135	4.100	6.125	9.240	1.065	9.3:1	9.0:1	8.8:1	-35.4	407	F, T	.010 LS7	JG31F8-4135-2	GM1005-051
312063	445	4.155	4.100	6.125	9.240	1.065	9.3:1	9.0:1	8.8:1	-36.4	432	F, T	.030 LS7	JG31F8-4155-3	
312064	451	4.185	4.100	6.125	9.240	1.065	9.3:1	9.0:1	8.8:1	-37.9	425	F, T	.060 LS7	JG3108-4185-3	
324073	413	4.000	4.100	6.125	9.240	1.065	10.9:1	10.5:1	10.3:1	-9.6	392	F, T	STD LS2	JG3108-4000-7	GM1016-051
324074	413	4.005	4.100	6.125	9.240	1.065	10.9:1	10.5:1	10.3:1	-9.8	408	F, T	.005 LS2	JG3108-4000-7	GM1016-051
324075	414	4.010	4.100	6.125	9.240	1.065	10.9:1	10.5:1	10.3:1	-10.0	393	F, T	.010 LS2	JG3108-4010-4	GM1016-051
324076	418	4.030	4.100	6.125	9.240	1.065	10.9:1	10.5:1	10.3:1	-10.8	399	F, T	.030 LS2	JG31F8-4030-2	GM1016-051
324077	426	4.065	4.100	6.125	9.240	1.065	10.9:1	10.5:1	10.3:1	-12.1	401	F, T	STD LS3	JG31F8-4070-0	GM1016-051
324078	427	4.070	4.100	6.125	9.240	1.065	10.9:1	10.5:1	10.3:1	-12.4	402	F, T	.005 LS3	JG31F8-4070-0	GM1016-051
324079	428	4.075	4.100	6.125	9.240	1.065	10.9:1	10.5:1	10.3:1	-12.6	404	F, T	.010 LS3	JG3108-4075-5	GM1006-051
324080	429	4.080	4.100	6.125	9.240	1.065	10.9:1	10.5:1	10.3:1	-12.8	412	F, T	.015 LS3	JG3108-4075-5	GM1006-051
324081	438	4.125	4.100	6.125	9.240	1.065	10.9:1	10.5:1	10.3:1	-14.6	415	F, T	STD LSX	JG31F8-4125-2	GM1005-051
324082	439	4.130	4.100	6.125	9.240	1.065	10.9:1	10.5:1	10.3:1	-14.8	418	F, T	.005 LSX	JG31F8-4135-2	GM1005-051
324083	440	4.135	4.100	6.125	9.240	1.065	10.9:1	10.5:1	10.3:1	-15.0	419	F, T	.010 LSX	JG31F8-4135-2	GM1005-051
324084	445	4.155	4.100	6.125	9.240	1.065	10.9:1	10.5:1	10.3:1	-15.8	430	F, T	.030 LSX	JG31F8-4155-3	
324085	451	4.185	4.100	6.125	9.240	1.065	10.9:1	10.5:1	10.3:1	-17.0	431	F, T	.060 LSX	JG3108-4185-3	

**FOOTNOTES: F = FSR, T = Forced Induction**

**GM LS DOME - 15° HEAD**

**FEATURES:**

- Accumulator Grooves
- Double Pin Oilers
- Offset Wrist Pin

**INCLUDES:**

- Pin #945-2250-15-51C (105g) For use with 6.098 Rod Length
- Pin #927-2250-15-51C (106g) For use with 6.125 Rod Length
- Round Wire Locks # 927-073-MW

Hands down, the best forged piston for your high performance LS engine! Our Asymmetrical FSR (Forged Side Relief) forging is engineered for today's high power normally aspirated and forced induction LS engines. The exclusive asymmetrical skirt maintains a larger skirt area on the heavily stressed major thrust side, while reducing friction with a smaller skirt on the minor thrust side. The result is a high strength, lightweight piston that outperforms the competition! Note: For applications over 800hp, a thicker wall wrist pin is recommended.

**DESIGNED FOR 15° VALVE POCKETS ONLY**

**GM LS DOME**

**Asymmetrical Design**

**LS SERIES Std Bore: 4.000" LS2, 4.065 LS3, 4.125 LS7 Ring package designed for: 1.2, 1.5, 3.0mm Rings & 1.5, 1.5, 3.0mm**

Part #	Cubic Inches	Bore Size	Stroke	Rod Length	Block Height	Comp. Distance	Head Cubic Centimeters			Dome Volume	Gram Weight	Footnote	Oversize	Ring Set Recommended	JE Pro Seal Head Gasket
							64cc	68cc	70cc						
							Compression Ratio								
312086	364	4.000	3.622	6.098	9.240	1.340	13.2:1	12.5:1	12.2:1	12.0	454	F	STD LS2	JG3108-4000-7	GM1016-051
312087	365	4.005	3.622	6.098	9.240	1.340	13.2:1	12.5:1	12.2:1	11.8	452	F	.005 LS2	JG3108-4000-7	GM1016-051
312088	366	4.010	3.622	6.098	9.240	1.340	13.2:1	12.5:1	12.2:1	11.7	457	F	.010 LS2	JG3108-4010-4	GM1016-051
312089	370	4.030	3.622	6.098	9.240	1.340	13.2:1	12.5:1	12.2:1	11.1	463	F	.030 LS2	JG31F8-4030-2	GM1016-051
312090	376	4.065	3.622	6.098	9.240	1.340	13.2:1	12.5:1	12.2:1	10.0	466	F	STD LS3	JG31F8-4070-0	GM1006-051
312091	377	4.070	3.622	6.098	9.240	1.340	13.2:1	12.5:1	12.2:1	9.9	467	F	.005 LS3	JG31F8-4070-0	GM1006-051
312092	364	4.000	3.622	6.125	9.240	1.304	13.2:1	12.5:1	12.2:1	12.0	449	F	STD LS2	JG3108-4000-7	GM1016-051
312093	365	4.005	3.622	6.125	9.240	1.304	13.2:1	12.5:1	12.2:1	11.8	451	F	.005 LS2	JG3108-4000-7	GM1016-051

**GM LS DOME (CONTINUED)**

**Asymmetrical Design**


**LS SERIES Std Bore: 4.000" LS2, 4.065 LS3, 4.125 LS7 Ring package designed for: 1.2, 1.5, 1.5, 3.0mm Rings**

Part #	Cubic Inches	Bore Size	Stroke	Rod Length	Block Height	Comp. Distance	Head Cubic Centimeters			Dome Volume	Gram Weight	Footnote	Oversize	Ring Set Recommended	JE Pro Seal Head Gasket
							64cc	68cc	70cc						
							Compression Ratio								
312094	366	4.010	3.622	6.125	9.240	1.304	13.2:1	12.5:1	12.2:1	11.7	452	F	.010 LS2	JG3108-4010-4	GM1016-051
312095	370	4.030	3.622	6.125	9.240	1.304	13.2:1	12.5:1	12.2:1	11.1	458	F	.030 LS2	JG31F8-4030-2	GM1016-051
312096	376	4.065	3.622	6.125	9.240	1.304	13.2:1	12.5:1	12.2:1	10.1	463	F	STD LS3	JG31F8-4070-0	GM1006-051
312097	377	4.070	3.622	6.125	9.240	1.304	13.2:1	12.5:1	12.2:1	10.0	467	F	.005 LS3	JG31F8-4070-0	GM1006-051
312098	378	4.075	3.622	6.125	9.240	1.304	13.2:1	12.5:1	12.2:1	9.9	470	F	.010 LS3	JG3108-4075-5	GM1006-051
312099	378	4.080	3.622	6.125	9.240	1.304	13.2:1	12.5:1	12.2:1	9.7	471	F	.015 LS3	JG3108-4075-5	GM1006-051
312100	387	4.125	3.622	6.125	9.240	1.304	13.2:1	12.5:1	12.2:1	8.4	475	F	STD LS7	JG31F8-4125-2	GM1005-051
312101	388	4.130	3.622	6.125	9.240	1.304	13.2:1	12.5:1	12.2:1	8.3	471	F	.005 LS7	JG31F8-4135-2	GM1005-051
312102	389	4.135	3.622	6.125	9.240	1.304	13.2:1	12.5:1	12.2:1	8.1	475	F	.010 LS7	JG31F8-4135-2	GM1005-051
312103	393	4.155	3.622	6.125	9.240	1.304	13.2:1	12.5:1	12.2:1	7.5	479	F	.030 LS7	JG31F8-4155-3	
312104	399	4.185	3.622	6.125	9.240	1.304	13.2:1	12.5:1	12.2:1	6.7	485	F	.060 LS7	JG3108-4185-3	
324009	392	4.000	3.900	6.125	9.240	1.165	13.2:1	12.5:1	12.2:1	9.4	424	F	STD LS2	JG3108-4000-7	GM1016-051
324010	393	4.005	3.900	6.125	9.240	1.165	13.2:1	12.5:1	12.2:1	9.3	425	F	.005 LS2	JG3108-4000-7	GM1016-051
324011	394	4.010	3.900	6.125	9.240	1.165	13.2:1	12.5:1	12.2:1	9.2	426	F	.010 LS2	JG3108-4010-4	GM1016-051
324012	398	4.030	3.900	6.125	9.240	1.165	13.2:1	12.5:1	12.2:1	8.6	428	F	.030 LS2	JG31F8-4030-2	GM1016-051
324013	405	4.065	3.900	6.125	9.240	1.165	13.2:1	12.5:1	12.2:1	7.5	430	F	STD LS3	JG31F8-4070-0	GM1016-051
324014	406	4.070	3.900	6.125	9.240	1.165	13.2:1	12.5:1	12.2:1	7.4	429	F	.005 LS3	JG31F8-4070-0	GM1016-051
324015	407	4.075	3.900	6.125	9.240	1.165	13.2:1	12.5:1	12.2:1	7.2	431	F	.010 LS3	JG3108-4075-5	GM1006-051
324016	408	4.080	3.900	6.125	9.240	1.165	13.2:1	12.5:1	12.2:1	7.1	433	F	.015 LS3	JG3108-4075-5	GM1006-051
324017	417	4.125	3.900	6.125	9.240	1.165	13.2:1	12.5:1	12.2:1	5.7	442	F	STD LSX	JG31F8-4125-2	GM1005-051
324018	418	4.130	3.900	6.125	9.240	1.165	13.2:1	12.5:1	12.2:1	5.6	441	F	.005 LSX	JG31F8-4135-2	GM1005-051
324019	419	4.135	3.900	6.125	9.240	1.165	13.2:1	12.5:1	12.2:1	5.4	442	F	.010 LSX	JG31F8-4135-2	GM1005-051
324020	423	4.155	3.900	6.125	9.240	1.165	13.2:1	12.5:1	12.2:1	4.8	450	F	.030 LSX	JG31F8-4155-3	
324021	429	4.185	3.900	6.125	9.240	1.165	13.2:1	12.5:1	12.2:1	3.9	465	F	.060 LSX	JG3108-4185-3	
312105	402	4.000	4.000	6.125	9.240	1.115	13.2:1	12.5:1	12.2:1	5.2	409	F	STD LS2	JG3108-4000-7	GM1016-051
312106	403	4.005	4.000	6.125	9.240	1.115	13.2:1	12.5:1	12.2:1	5.0	405	F	.005 LS2	JG3108-4000-7	GM1016-051
312107	404	4.010	4.000	6.125	9.240	1.115	13.2:1	12.5:1	12.2:1	4.9	409	F	.010 LS2	JG3108-4010-4	GM1016-051
312108	408	4.030	4.000	6.125	9.240	1.115	13.2:1	12.5:1	12.2:1	4.3	412	F	.030 LS2	JG31F8-4030-2	GM1016-051
312109	415	4.065	4.000	6.125	9.240	1.115	13.2:1	12.5:1	12.2:1	3.1	419	F	STD LS3	JG31F8-4070-0	GM1006-051
312110	416	4.070	4.000	6.125	9.240	1.115	13.2:1	12.5:1	12.2:1	3.0	415	F	.005 LS3	JG31F8-4070-0	GM1006-051
312111	417	4.075	4.000	6.125	9.240	1.115	13.2:1	12.5:1	12.2:1	2.8	418	F	.010 LS3	JG3108-4075-5	GM1006-051
312112	418	4.080	4.000	6.125	9.240	1.115	13.2:1	12.5:1	12.2:1	2.7	418	F	.015 LS3	JG3108-4075-5	GM1006-051
312113	427	4.125	4.000	6.125	9.240	1.115	13.2:1	12.5:1	12.2:1	1.2	429	F	STD LS7	JG31F8-4125-2	GM1005-051
312114	429	4.130	4.000	6.125	9.240	1.115	13.2:1	12.5:1	12.2:1	1.0	431	F	.005 LS7	JG31F8-4135-2	GM1005-051
312115	430	4.135	4.000	6.125	9.240	1.115	13.2:1	12.5:1	12.2:1	0.9	429	F	.010 LS7	JG31F8-4135-2	GM1005-051
312116	434	4.155	4.000	6.125	9.240	1.115	13.2:1	12.5:1	12.2:1	0.2	436	F	.030 LS7	JG31F8-4155-3	
312117	440	4.185	4.000	6.125	9.240	1.115	13.2:1	12.5:1	12.2:1	-0.8	437	F	.060 LS7	JG3108-4185-3	
312120	413	4.000	4.100	6.125	9.240	1.065	13.2:1	12.5:1	12.2:1	3.4	402	F	STD LS2	JG3108-4000-7	GM1016-051
312121	413	4.005	4.100	6.125	9.240	1.065	13.2:1	12.5:1	12.2:1	3.3	402	F	.005 LS2	JG3108-4000-7	GM1016-051
312122	414	4.010	4.100	6.125	9.240	1.065	13.2:1	12.5:1	12.2:1	3.1	400	F	.010 LS2	JG3108-4010-4	GM1016-051
312123	418	4.030	4.100	6.125	9.240	1.065	13.2:1	12.5:1	12.2:1	2.5	406	F	.030 LS2	JG31F8-4030-2	GM1016-051
312124	426	4.065	4.100	6.125	9.240	1.065	13.2:1	12.5:1	12.2:1	1.3	408	F	STD LS3	JG31F8-4070-0	GM1006-051
312125	427	4.070	4.100	6.125	9.240	1.065	13.2:1	12.5:1	12.2:1	1.1	409	F	.005 LS3	JG31F8-4070-0	GM1006-051
312126	428	4.075	4.100	6.125	9.240	1.065	13.2:1	12.5:1	12.2:1	1.0	407	F	.010 LS3	JG3108-4075-5	GM1006-051
312127	429	4.080	4.100	6.125	9.240	1.065	13.2:1	12.5:1	12.2:1	0.8	415	F	.015 LS3	JG3108-4075-5	GM1006-051
312128	438	4.125	4.100	6.125	9.240	1.065	13.2:1	12.5:1	12.2:1	-0.7	419	F	STD LS7	JG31F8-4125-2	GM1005-051
312129	439	4.130	4.100	6.125	9.240	1.065	13.2:1	12.5:1	12.2:1	-0.8	420	F	.005 LS7	JG31F8-4135-2	GM1005-051
312130	440	4.135	4.100	6.125	9.240	1.065	13.2:1	12.5:1	12.2:1	-1.0	430	F	.010 LS7	JG31F8-4135-2	GM1005-051
312131	445	4.155	4.100	6.125	9.240	1.065	13.2:1	12.5:1	12.2:1	-1.7	435	F	.030 LS7	JG31F8-4155-3	
312132	451	4.185	4.100	6.125	9.240	1.065	13.2:1	12.5:1	12.2:1	-2.7	432	F	.060 LS7	JG3108-4185-3	


JE PISTONS



**LS Major Thrust Skirt**



**LS Minor Thrust Skirt**



FOOTNOTES: F = FSR





## GM LT1 (GEN V)

**FEATURES:**

- Accumulator Groove
- Double Pin Oilers
- Offset Wrist Pin

**INCLUDES:**

- Pin #943-2250-20-51C
- Pin #927-2250-15-51C (106g)
- Round Wire Locks # 927-073-MW

Our brand new Asymmetrical FSR (Forged Side Relief) forging design allows for the use of the most popular stroke and rod combinations while eliminating reductor wheel clearance problems. Asymmetrical forging design maintains a larger skirt on the heavily stressed major thrust side, while reducing friction with a smaller skirt on the minor thrust side. The result is a high strength, lightweight piston that significantly reduces friction in your engine. Lightweight and extremely durable, these pistons are machined for 1.2mm, 1.5mm, 3.0mm rings. STOCK ROD MUST BE HONED TO ACCEPT .927" DIA PIN. MILLING OF ROD BALANCE PAD MAY BE NEEDED DUE TO VARIATION FROM FACTORY.

**Asymmetrical Design**

**GM LT1 (Gen V) Std Bore: 4.065 Ring package designed for: 1.2, 1.5, 3mm Rings**

NEW ULTRA SERIES (see pg. 5 for info)

Part #	Cubic Inches	Bore Size	Stroke	Rod Length	Block Height	Comp. Distance	Head Cubic Centimeters		Dome Volume	Gram Weight	Footnote	Oversize	Ring Set Recommended	JE Pro Seal Head Gasket
							59cc	Compression Ratio						
360824	376	4.065	3.622	6.098	9.240	1.326		10.0:1	-13.9		F	STD	JG31F8-4070-0	
360825	377	4.070	3.622	6.098	9.240	1.326		10.0:1	-14.1		F	.005	JG31F8-4070-0	
360826	378	4.075	3.622	6.098	9.240	1.326		10.0:1	-14.3		F	.010	JG3108-4075-5	
360782	376	4.065	3.622	6.125	9.240	1.304		10.0:1	-15.0		Ultra	STD LT1	JG31F8-4070-0	
360783	377	4.070	3.622	6.125	9.240	1.304		10.0:1	-15.1		Ultra	.005 LT1	JG31F8-4070-0	
360784	378	4.075	3.622	6.125	9.240	1.304		10.0:1	-15.3		Ultra	.010 LT1	JG3108-4075-5	
338676	376	4.065	3.622	6.125	9.240	1.304		10.0:1	-15.0	470	F	STD	JG31F8-4070-0	
338677	377	4.070	3.622	6.125	9.240	1.304		10.0:1	-15.1		F	.005	JG31F8-4070-0	
338678	378	4.075	3.622	6.125	9.240	1.304		10.0:1	-15.3	475	F	.010	JG3108-4075-5	
338679	376	4.065	3.622	6.125	9.240	1.304		12.3:1	2.5	506	F	STD	JG31F8-4070-0	
338680	377	4.070	3.622	6.125	9.240	1.304		12.3:1	2.3	504	F	.005	JG31F8-4070-0	
338681	378	4.075	3.622	6.125	9.240	1.304		12.3:1	2.2		F	.010	JG3108-4075-5	
360787	415	4.065	4.000	6.125	9.240	1.115		10.0:1	-23.9		Ultra	STD LT1	JG31F8-4070-0	
360788	416	4.070	4.000	6.125	9.240	1.115		10.0:1	-24.2		Ultra	.005 LT1	JG31F8-4070-0	
360789	417	4.075	4.000	6.125	9.240	1.115		10.0:1	-24.5		Ultra	.010 LT1	JG3108-4075-5	
338682	415	4.065	4.000	6.125	9.240	1.115		10.0:1	-23.9	432	F	STD	JG31F8-4070-0	
338683	416	4.070	4.000	6.125	9.240	1.115		10.0:1	-24.1		F	.005	JG31F8-4070-0	
338684	417	4.075	4.000	6.125	9.240	1.115		10.0:1	-24.3		F	.010	JG3108-4075-5	
338685	415	4.065	4.000	6.125	9.240	1.115		12.3:1	-4.6	455	F	STD	JG31F8-4070-0	
338686	416	4.070	4.000	6.125	9.240	1.115		12.3:1	-4.8	454	F	.005	JG31F8-4070-0	
338687	417	4.075	4.000	6.125	9.240	1.115		12.3:1	-5.0		F	.010	JG3108-4075-5	

**FOOTNOTES: F = FSR, Ultra = Ultra Series Pistons**

## GEN V LT4

**FEATURES:**

- Accumulator Groove
- Double Pin Oilers
- Offset Wrist Pin

**INCLUDES:**

- Pin #945-2250-18-52C (106g) For 6.098" Rod Applications
- Pin #927-2250-18-93C (106g) For 6.125" Rod Applications
- Round Wire Locks # 927-073-MW

Our brand new Asymmetrical FSR (Forged Side Relief) forging design allows for the use of the most popular stroke and rod combinations while eliminating reductor wheel clearance problems. Asymmetrical forging design maintains a larger skirt on the heavily stressed major thrust side, while reducing friction with a smaller skirt on the minor thrust side. The result is a high strength, lightweight piston that significantly reduces friction in your engine. Lightweight and extremely durable, these pistons are machined for 1.2mm, 1.5mm, 3.0mm rings.

**Asymmetrical Design**

**GM LT1 (Gen V) Std Bore: 4.065 Ring package designed for: 1.2, 1.5, 3mm Rings**

Part #	Cubic Inches	Bore Size	Stroke	Rod Length	Block Height	Comp. Distance	Head Cubic Centimeters		Dome Volume	Gram Weight	Footnote	Oversize	Ring Set Recommended	JE Pro Seal Head Gasket
							65.5cc	Compression Ratio						
353908	376	4.065	3.622	6.098	9.240	1.320		10.0:1	-6.3	489	F	STD	JG31F8-4070-0	
353909	377	4.070	3.622	6.098	9.240	1.320		10.0:1	-6.5		F	.005	JG31F8-4070-0	
353910	378	4.075	3.622	6.098	9.240	1.320		10.0:1	-6.7		F	.010	JG3108-4075-5	
360791	376	4.065	3.622	6.125	9.240	1.295		10.0:1	-6.3		Ultra	STD LT4	JG31F8-4070-0	
360792	377	4.070	3.622	6.125	9.240	1.295		10.0:1	-6.5		Ultra	.005 LT4	JG31F8-4070-0	
360793	378	4.075	3.622	6.125	9.240	1.295		10.0:1	-6.7		Ultra	.010 LT4	JG3108-4075-5	
353911	376	4.065	3.622	6.125	9.240	1.295		10.0:1	-6.3	498	F	STD	JG31F8-4070-0	
353912	377	4.070	3.622	6.125	9.240	1.295		10.0:1	-6.5		F	.005	JG31F8-4070-0	
353913	378	4.075	3.622	6.125	9.240	1.295		10.0:1	-6.7		F	.010	JG3108-4075-5	
360795	415	4.065	4.000	6.125	9.240	1.105		10.0:1	-15.3		Ultra	STD LT4	JG31F8-4070-0	
360796	416	4.070	4.000	6.125	9.240	1.105		10.0:1	-15.5		Ultra	.005 LT4	JG31F8-4070-0	
360797	417	4.075	4.000	6.125	9.240	1.105		10.0:1	-15.7		Ultra	.010 LT4	JG3108-4075-5	
353914	415	4.065	4.000	6.125	9.240	1.105		10.0:1	-15.3		F	STD	JG31F8-4070-0	
353915	416	4.070	4.000	6.125	9.240	1.105		10.0:1	-15.5		F	.005	JG31F8-4070-0	
353916	417	4.075	4.000	6.125	9.240	1.105		10.0:1	-15.7		F	.010	JG3108-4075-5	

**FOOTNOTES: F = FSR, Ultra = Ultra Series Pistons**

## 305 SMALL BLOCK 23° FLAT TOP

**INCLUDES:**

- Pin #927-2500-15-51S (118g)
- Accumulator Groove
- Double spiro locks #927-042-CS
- Contact Reduction Grooves

305 flat tops are ideal for street/strip applications. 170771 & 170772 each have 2 Valve Reliefs and feature 1/16, 1/16, 3/16 CNC precision machined ring grooves. 174004 (Shown) and 174002 feature 5/64, 5/64, 3/16 CNC precision machined ring grooves and 4 Valve Reliefs.

305 SERIES FLAT TOP		Std Bore: 3.736"		Ring package designed for: 1/16, 1/16, 3/16 Rings												
Part #	Cubic Inches	Bore Size	Stroke	Rod Length	Block Height	Comp. Distance	Head Cubic Centimeters			Dome Volume	Gram Weight	Footnote	Oversize	Ring Set Recommended	JE Pro Seal Head Gasket	
							52cc	58cc	64cc							
							Compression Ratio									
170771	310	3.766	3.480	5.700	9.000	1.560	10.8:1	10.0:1	9.3:1	-5.0	412	Flat Top	.030	J100F8-3766-5		
170772	315	3.796	3.480	5.700	9.000	1.560	10.9:1	10.1:1	9.4:1	-5.0	418	M, Flat Top	.060	J160F8-3796		

## APBA - 305 APBA FLAT TOP & DISH SERIES

APBA - 305 APBA FLAT TOP & DISH SERIES		Std Bore: 3.736"		Ring package designed for: 5/64, 5/64, 3/16 Rings												
Part #	Cubic Inches	Bore Size	Stroke	Rod Length	Block Height	Comp. Distance	Head Cubic Centimeters			Dome Volume	Gram Weight	Footnote	Oversize	Ring Set Recommended	JE Pro Seal Head Gasket	
							52cc	58cc	64cc							
							Compression Ratio									
174004	310	3.766	3.480	5.700	9.000	1.560	10.8:1	10.0:1	9.3:1	-5.0	504	M, Flat Top	.030	N/A		
174002	310	3.766	3.480	5.700	9.000	1.560	9.8:1	9.2:1	8.5:1	-12.0	472	M, Dish	.030	N/A		

FOOTNOTES: M = Made to Order

## 23° F.S.R. SUPERFLY GP (GAS PORTED)

**FEATURES:**

- Accumulator Groove
- Double Pin Oilers
- Lateral Gas Ports
- Contact Reduction Groove

**INCLUDES:**

- Pin #927-2350-15-51C (111g)
- Wire Lock # 927-073-MW

The ultimate light-weight piston for Late Model Stock two-barrel and similar applications up to 400 horsepower. FSR forging provides reduced skirt contact that lowers friction for optimum HP gains. Pistons feature a .190" deep intake valve pocket for maximum compression. The ring grooves are machined for .043, .043, 3.0mm back cut rings with lateral gas ports provided for superior ring seal.

350 SERIES		Std Bore: 4.000"		Ring package designed for: .043, .043, 3.0mm Rings												
Part #	Cubic Inches	Bore Size	Stroke	Rod Length	Block Height	Comp. Distance	Head Cubic Centimeters			Dome Volume	Gram Weight	Footnote	Oversize	Ring Set Recommended	JE Pro Seal Head Gasket	
							58cc	64cc	76cc							
							Compression Ratio									
300245	357	4.030	3.500	6.250	9.000	1.000	11.6	10.8	9.4	-1.8	310	A,M	.030	J71408-4030-5	GM1002-039	
300246	359	4.040	3.500	6.250	9.000	1.000	11.6	10.8	9.4	-1.8	311	A	.040	J71408-4040-5	GM1002-039	
300247	357	4.030	3.500	6.125	9.000	1.125	11.6	10.8	9.4	-1.8	323	A,M	.030	J71408-4030-5	GM1002-039	
300248	359	4.040	3.500	6.125	9.000	1.125	11.6	10.8	9.4	-1.8	326	A,M	.040	J71408-4040-5	GM1002-039	
300249	357	4.030	3.500	6.000	9.000	1.250	11.6	10.8	9.4	-1.8	334	A	.030	J71408-4030-5	GM1002-039	
300250	358	4.035	3.500	6.000	9.000	1.250	11.6	10.8	9.4	-1.8	334	A,M	.035	J71408-4030-5	GM1002-039	
300251	359	4.040	3.500	6.000	9.000	1.250	11.6	10.8	9.4	-1.8	338	A,M	.040	J71408-4040-5	GM1002-039	
300252	357	4.030	3.500	5.700	9.000	1.550	11.6	10.8	9.4	-1.8	372	A	.030	J71408-4030-5	GM1002-039	
300253	358	4.035	3.500	5.700	9.000	1.550	11.6	10.8	9.4	-1.8	369	A	.035	J71408-4030-5	GM1002-039	
300254	359	4.040	3.500	5.700	9.000	1.550	11.6	10.8	9.4	-1.8	372	A	.040	J71408-4040-5	GM1002-039	

FOOTNOTES: A = Fits 3.480 and 3.500 Stroke, M = Made to Order

## 23° & 21° ULTRA LIGHT (GAS PORTED)

**FEATURES:**

- Accumulator Groove
- Double Pin Oilers
- Lateral Gas Ports
- Contact Reduction Groove

**INCLUDES:**

- Pin #927-2400-13-51C (103g)
- Wire Lock # 927-073-MW

The #1 choice for Late Model Stock engine builders. Rated to 400 hp these pistons feature a contoured bottom band and a 2.400 length pin for maximum weight savings. Precision CNC machined .043, .043, 3mm back cut ring grooves. Footnote X parts are rated to 500hp, they will work with 21° angle milled heads and have deeper valve pockets

### 350 ULTRA LIGHT GP SERIES

CONTINUED ON NEXT PAGE>>

350 ULTRA LIGHT GP SERIES		Std Bore: 4.000		Ring package designed for: .043, .043, 3MM Rings												
Part #	Cubic Inches	Bore Size	Stroke	Rod Length	Block Height	Comp. Distance	Head Cubic Centimeters			Dome Volume	Gram Weight	Footnote	Oversize	Ring Set Recommended	JE Pro Seal Head Gasket	
							58cc	64cc	76cc							
							Compression Ratio									
177848	357	4.030	3.500	6.125	9.000	1.125	11.6	10.8	9.4	-1.8	342	A,M	.030	J71408-4030-5	GM1002-039	
177849	359	4.040	3.500	6.125	9.000	1.125	11.6	10.8	9.4	-1.8	347	A,M	.040	J71408-4040-5	GM1002-039	

FOOTNOTES: A = Fits 3.480 and 3.500 Stroke, M = Made to Order



### 350 ULTRA LIGHT GP SERIES (CONTINUED)

350 ULTRA LIGHT GP SERIES			Std Bore: 4.000				Ring package designed for: .043, .043, 3MM Rings									
Part #	Cubic Inches	Bore Size	Stroke	Rod Length	Block Height	Comp. Distance	Head Cubic Centimeters			Dome Volume	Gram Weight	Footnote	Oversize	Ring Set Recommended	JE Pro Seal Head Gasket	
							58cc	64cc	76cc							
							Compression Ratio									
173615	357	4.030	3.500	6.000	9.000	1.250	11.6	10.8	9.4	-1.8	358	A,M	.030	J71408-4030-5	GM1002-039	
173616	359	4.040	3.500	6.000	9.000	1.250	11.6	10.8	9.4	-1.8	362	A,M	.040	J71408-4040-5	GM1002-039	
194337	362	4.060	3.500	6.000	9.000	1.250	11.6	10.8	9.4	-1.8	374	A	.060	J71408-4060-5	GM1002-039	
173617	357	4.030	3.500	5.700	9.000	1.550	11.6	10.8	9.4	-1.8	395	A,M	.030	J71408-4030-5	GM1002-039	
173618	359	4.040	3.500	5.700	9.000	1.550	11.6	10.8	9.4	-1.8	401	A,M	.040	J71408-4040-5	GM1002-039	
194338	362	4.060	3.500	5.700	9.000	1.550	11.6	10.8	9.4	-1.8	412	A	.060	J71408-4060-5	GM1002-039	

### 350 ULTRA LIGHT GP SERIES WITH ANGLED MILLED HEAD

350 ULTRA LIGHT GP SERIES WITH ANGLED MILLED HEADS			Std Bore: 4.000				Ring package designed for: .043, .043, 3MM Rings									
Part #	Cubic Inches	Bore Size	Stroke	Rod Length	Block Height	Comp. Distance	Head Cubic Centimeters			Dome Volume	Gram Weight	Footnote	Oversize	Ring Set Recommended	JE Pro Seal Head Gasket	
							58cc	64cc	76cc							
							Compression Ratio									
187695	357	4.030	3.500	6.250	9.000	1.000	11.3	10.5	9.2	-4.0	318	A,X,M	.030	J71408-4030-5	GM1002-039	
187698	357	4.030	3.500	6.000	9.000	1.250	11.3	10.5	9.2	-4.0	352	A,X	.030	J71408-4030-5	GM1002-039	
207484	358	4.035	3.500	6.000	9.000	1.250	11.3	10.5	9.2	-4.0	354	A,X	.035	J71408-4030-5	GM1002-039	

**FOOTNOTES:** A = Fits 3.480 and 3.500 Stroke, M = Made to Order, X = Angle Milled Heads, Rated to 500 hp

### 23° ULTRA LIGHT FLAT TOP

- INCLUDES:**
- Pin #927-2500-15-51S (108g)

This is our original Ultra Light piston. For Late Model Stock applications up to 400 hp. Piston accepts 1/16, 1/16, 3/16 rings.



### 23° ULTRA LIGHT FLAT TOP

350 ULTRA LIGHT WEIGHT SERIES			Std Bore: 4.000				Ring package designed for: 1/16, 1/16, 3/16 Rings									
Part #	Cubic Inches	Bore Size	Stroke	Rod Length	Block Height	Comp. Distance	Head Cubic Centimeters			Dome Volume	Gram Weight	Footnote	Oversize	Ring Set Recommended	JE Pro Seal Head Gasket	
							58cc	64cc	76cc							
							Compression Ratio									
105038	357	4.030	3.500	6.000	9.000	1.250	11.6	10.8	9.4	-2.0	374	A	.030	J10008-4030-5	GM1002-039	
105041	357	4.030	3.500	5.700	9.000	1.550	11.6	10.8	9.4	-2.0	423	A,M	.030	J10008-4030-5	GM1002-039	
105040	359	4.040	3.500	6.000	9.000	1.250	11.6	10.8	9.4	-2.0	387	A,M	.040	J10008-4040-5	GM1002-039	
131543	360	4.045	3.500	6.000	9.000	1.250	11.6	10.8	9.4	-2.0	383	A	.045	J10008-4040-5	GM1002-039	

**FOOTNOTES:** A = Fits 3.480 and 3.500 Stroke, M = Made to Order

### 23° TOUR SERIES (GAS PORTED)

- FEATURES:**
- Double Pin Oilers
  - Lateral Gas Ports
  - Contact Reduction Grooves
- INCLUDES:**
- Pin #927-2500-15-51S (118g)
  - Double Spiro Locks # 927-042-CS

Similar to the Ultra Light GP, this piston has undergone engineering changes to handle higher horsepower 4-barrel applications (approximately 650 hp) and angle milled heads. Both 350 and 400 series accept oversize valves (intake pocket is 2.255" and the exhaust pocket is 1.870") and long duration, tight lobe separation cams. The ring grooves are precision machined for .043, .043, 3mm back cut rings with lateral gas ports for superior ring seal.



### 350 SERIES

350 SERIES			Std Bore: 4.000				Ring package designed for: .043, .043, 3MM Rings									
Part #	Cubic Inches	Bore Size	Stroke	Rod Length	Block Height	Comp. Distance	Head Cubic Centimeters			Dome Volume	Gram Weight	Footnote	Oversize	Ring Set Recommended	JE Pro Seal Head Gasket	
							58cc	64cc	76cc							
							Compression Ratio									
170695	357	4.030	3.500	6.250	9.000	1.000	11.2	10.3	9.1	-5.0	370	A,B,M	.030	J71408-4030-5	GM1002-039	
170696	358	4.040	3.500	6.250	9.000	1.000	11.2	10.3	9.1	-5.0	374	A,B,M	.040	J71408-4040-5	GM1002-039	
170697	357	4.030	3.500	6.125	9.000	1.125	11.2	10.3	9.1	-5.0	385	A	.030	J71408-4030-5	GM1002-039	

**FOOTNOTES:** A = Fits 3.480 and 3.500 Stroke, B = Oil Rail Support is included, M = Made to Order

**CONTINUED ON NEXT PAGE>>**



### 350 SERIES (CONTINUED)

Part #	Cubic Inches	Bore Size	Stroke	Rod Length	Block Height	Comp. Distance	Head Cubic Centimeters			Dome Volume	Gram Weight	Footnote	Oversize			
							58cc	64cc	76cc							
							Compression Ratio									
170698	358	4.040	3.500	6.125	9.000	1.125	11.2	10.3	9.1	-5.0	389	A, M	.040	J71408-4040-5	GM1002-039	
170697	383	4.030	3.750	6.000	9.000	1.125	11.9	11.1	9.7	-5.0	385		.030	J71408-4030-5	GM1002-039	
170698	385	4.040	3.750	6.000	9.000	1.125	11.9	11.1	9.7	-5.0	389	M	.040	J71408-4040-5	GM1002-039	
170692	357	4.030	3.500	6.000	9.000	1.250	11.2	10.3	9.1	-5.0	398	A	.030	J71408-4030-5	GM1002-039	
170693	359	4.040	3.500	6.000	9.000	1.250	11.2	10.3	9.1	-5.0	404	A	.040	J71408-4040-5	GM1002-039	
170694	362	4.060	3.500	6.000	9.000	1.250	11.2	10.3	9.1	-5.0	410	A	.060	J71408-4060-5	GM1002-039	
170689	357	4.030	3.500	5.700	9.000	1.550	11.2	10.3	9.1	-5.0	439	A	.030	J71408-4030-5	GM1002-039	
170690	359	4.040	3.500	5.700	9.000	1.550	11.2	10.3	9.1	-5.0	442	A	.040	J71408-4040-5	GM1002-039	
170691	362	4.060	3.500	5.700	9.000	1.550	11.2	10.3	9.1	-5.0	453	A	.060	J71408-4060-5	GM1002-039	

### 400 SERIES

Part #	Cubic Inches	Bore Size	Stroke	Rod Length	Block Height	Comp. Distance	Head Cubic Centimeters			Dome Volume	Gram Weight	Footnote	Oversize	Ring Set Recommended	JE Pro Seal Head Gasket	
							58cc	64cc	76cc							
							Compression Ratio									
181933	407	4.155	3.750	6.000	9.000	1.125	12.5	11.6	10.2	-5.0	424		.030	J71408-4155-5	GM1004-039	
181933	380	4.155	3.500	6.125	9.000	1.125	11.7	10.9	9.6	-5.0	424	A	.030	J71408-4155-5	GM1004-039	

**FOOTNOTES: A = Fits 3.480 and 3.500 Stroke, B = Oil Rail Support is included, M = Made to Order**

## 23° F.S.R TOUR SERIES GP (GAS PORTED)

#### FEATURES:

- Double Pin Oilers
- Lateral Gas Ports
- Accumulator Groove

#### INCLUDES:

- Pin #927-2350-15-51C (111g)
- Wire Locks # 927-073-MW

The FSR Tour Series GP is a lightweight design specifically made for naturally aspirated circle track or drag race applications up to 650 HP. Ring package has been raised for maximum efficiency. These pistons are an aggressive, competition-only design. Not intended for street or nitrous use. Ring grooves are precision machined for .043, .043, 3.0mm rings. Valve reliefs will accommodate angle-milled aftermarket cylinder heads.



### 350 ULTRA LIGHT GP SERIES

Part #	Cubic Inches	Bore Size	Stroke	Rod Length	Block Height	Comp. Distance	Head Cubic Centimeters			Dome Volume	Gram Weight	Footnote	Oversize	Ring Set Recommended	JE Pro Seal Head Gasket	
							58cc	64cc	76cc							
							Compression Ratio									
281853	357	4.030	3.500	6.250	9.000	1.000	11.2	10.4	9.5	-5.0	340	A, B, M	.030	J71408-4030-5	GM1002-039	
281854	358	4.035	3.500	6.250	9.000	1.000	11.2	10.4	9.5	-5.0	341	A, B, M	.035	J71408-4030-5	GM1002-039	
281855	359	4.040	3.500	6.250	9.000	1.000	11.2	10.4	9.5	-5.0	343	A, B, M	.040	J71408-4040-5	GM1002-039	
281856	362	4.045	3.500	6.250	9.000	1.000	11.3	10.5	9.6	-5.0	344	A, B, M	.045	J71408-4040-5	GM1002-039	
281848	357	4.030	3.500	6.125	9.000	1.125	11.2	10.4	9.5	-5.0	351	A, M	.030	J71408-4030-5	GM1002-039	
281849	358	4.035	3.500	6.125	9.000	1.125	11.2	10.4	9.5	-5.0	352	A, M	.035	J71408-4030-5	GM1002-039	
281851	359	4.040	3.500	6.125	9.000	1.125	11.2	10.4	9.5	-5.0	354	A, M	.040	J71408-4040-5	GM1002-039	
281852	360	4.045	3.500	6.125	9.000	1.125	11.2	10.4	9.5	-5.0	355	A, M	.045	J71408-4040-5	GM1002-039	
258028	357	4.030	3.500	6.000	9.000	1.250	11.2	10.4	9.5	-5.0	366	A	.030	J71408-4030-5	GM1002-039	
258029	358	4.035	3.500	6.000	9.000	1.250	11.2	10.4	9.5	-5.0	363	A	.035	J71408-4030-5	GM1002-039	
258030	359	4.040	3.500	6.000	9.000	1.250	11.2	10.4	9.5	-5.0	366	A	.040	J71408-4040-5	GM1002-039	
258031	362	4.045	3.500	6.000	9.000	1.250	11.3	10.5	9.6	-5.0	367	A	.045	J71408-4040-5	GM1002-039	
257797	357	4.030	3.500	5.700	9.000	1.550	11.2	10.4	9.5	-5.0	389	A	.030	J71408-4030-5	GM1002-039	
258025	358	4.035	3.500	5.700	9.000	1.550	11.2	10.4	9.5	-5.0	389	A, M	.035	J71408-4030-5	GM1002-039	
258026	359	4.040	3.500	5.700	9.000	1.550	11.2	10.4	9.5	-5.0	392	A	.040	J71408-4040-5	GM1002-039	
258027	360	4.045	3.500	5.700	9.000	1.550	11.2	10.4	9.5	-5.0	391	A	.045	J71408-4040-5	GM1002-039	

**FOOTNOTES: A = Fits 3.480 and 3.500 Stroke, B = Oil Rail Support is included, M = Made to Order**



## 23° 350 / 400 STANDARD FLAT TOP

### FEATURES:

- Double Pin Oilers
- Contact Reduction Grooves

### INCLUDES:

- 350 Series use Pin #927-2500-15-51S (118g)
- 400 Series use Pin #927-2750-15-51S (130g)
- Double Spiro Locks # 927-042-CS

These classic, race winning JE flat top pistons work with most aftermarket 23° heads. They have extra deep valve pockets and a low-friction skirt design. These pistons are designed to use 1/16, 1/16, 3/16 rings or 1/16, 1/16, 3mm rings, see footnote J.



### 350 ULTRA LIGHT GP SERIES

Part #	Cubic Inches	Bore Size	Stroke	Rod Length	Block Height	Comp. Distance	Head Cubic Centimeters			Dome Volume	Gram Weight	Footnote	Oversize	Ring Set Recommended	JE Pro Seal Head Gasket
							58cc	64cc	76cc						
							Compression Ratio								
181907	357	4.030	3.500	6.250	9.000	1.000	11.2	10.3	9.1	-5.0	369	A,B	.030	J10008-4030-5	GM1002-039
181908	359	4.040	3.500	6.250	9.000	1.000	11.2	10.3	9.1	-5.0	370	A,B,M	.040	J10008-4040-5	GM1002-039
181909	359	4.040	3.500	6.200	9.000	1.050	11.2	10.3	9.1	-5.0	383	A, B, M	.040	J10008-4040-5	GM1002-039
181915	355	4.020	3.500	6.000	9.000	1.250	11.2	10.3	9.1	-5.0	397	A, M	.020	J10008-4020-5	GM1024-039
181916	357	4.030	3.500	6.000	9.000	1.250	11.2	10.3	9.1	-5.0	403	A	.030	J10008-4030-5	GM1002-039
181917	358	4.035	3.500	6.000	9.000	1.250	11.2	10.3	9.1	-5.0	403	A,M	.035	J10008-4030-5	GM1002-039
181918	359	4.040	3.500	6.000	9.000	1.250	11.2	10.3	9.1	-5.0	406	A	.040	J10008-4040-5	GM1002-039
181919	362	4.060	3.500	6.000	9.000	1.250	11.2	10.3	9.1	-5.0	410	A	.060	J10008-4060-5	GM1002-039
207511	364	4.070	3.500	6.000	9.000	1.250	11.2	10.3	9.1	-5.0	416	A	.070	J100L8-4070-5	GM1002-039
181920	383	4.030	3.750	5.700	9.000	1.425	11.9	11.1	9.7	-5.0	428	M	.030	J10008-4030-5	GM1002-039
181924	358	4.030	3.500	5.700	9.000	1.550	11.2	10.3	9.1	-5.0	443	A,M	.030	J10008-4030-5	GM1002-039
181925	358	4.035	3.500	5.700	9.000	1.550	11.2	10.3	9.1	-5.0	442	A,M	.035	J10008-4030-5	GM1002-039
181926	359	4.040	3.500	5.700	9.000	1.550	11.2	10.3	9.1	-5.0	449	A	.040	J10008-4040-5	GM1002-039
181927	362	4.060	3.500	5.700	9.000	1.550	11.2	10.3	9.1	-5.0	459	A, M	.060	J10008-4060-5	GM1002-039
181910	355	4.020	3.500	6.125	9.000	1.125	11.2	10.3	9.1	-5.0	384	A,J,M	.020	J30008-4020-5	GM1024-039
181911	357	4.030	3.500	6.125	9.000	1.125	11.2	10.3	9.1	-5.0	391	A,J	.030	J30008-4030-5	GM1002-039
181912	358	4.035	3.500	6.125	9.000	1.125	11.2	10.3	9.1	-5.0	390	A,J,M	.035	J30008-4030-5	GM1002-039
181913	359	4.040	3.500	6.125	9.000	1.125	11.2	10.3	9.1	-5.0	394	A,J	.040	J30008-4040-5	GM1002-039
181914	362	4.060	3.500	6.125	9.000	1.125	11.2	10.3	9.1	-5.0	398	A,J,M	.060	J30008-4060-5	GM1002-039
181910	381	4.020	3.750	6.000	9.000	1.125	11.8	11	9.6	-5.0	384	J,M	.020	J30008-4020-5	GM1024-039
181911	383	4.030	3.750	6.000	9.000	1.125	11.9	11.1	9.7	-5.0	391	J	.030	J30008-4030-5	GM1002-039
181912	384	4.035	3.750	6.000	9.000	1.125	11.9	11.1	9.7	-5.0	390	J,M	.035	J30008-4030-5	GM1002-039
181913	385	4.040	3.750	6.000	9.000	1.125	11.9	11.1	9.7	-5.0	394	J	.040	J30008-4040-5	GM1002-039
181914	388	4.060	3.750	6.000	9.000	1.125	11.9	11.1	9.7	-5.0	398	J, M	.060	J30008-4060-5	GM1002-039

### 400 STANDARD FLAT TOP SERIES

Part #	Cubic Inches	Bore Size	Stroke	Rod Length	Block Height	Comp. Distance	Head Cubic Centimeters			Dome Volume	Gram Weight	Footnote	Oversize	Ring Set Recommended	JE Pro Seal Head Gasket
							58cc	64cc	76cc						
							Compression Ratio								
242886	428	4.125	4.000	6.000	9.000	1.000	13.1	12.2	10.7	-5.0	391	B	STD	J10008-4125-5	GM1003-039
338213	430	4.135	4.000	6.000	9.000	1.000	13.2	12.2	10.7	-5.0	400	B,M	.010	J100F8-4135-5	GM1003-039
338214	432	4.145	4.000	6.000	9.000	1.000	13.3	12.3	10.8	-5.0	402	B,M	.020	J10008-4145-5	GM1004-039
194339	434	4.155	4.000	6.000	9.000	1.000	13.3	12.3	10.8	-5.0	410	B	.030	J10008-4155-5	GM1004-039
194340	436	4.165	4.000	6.000	9.000	1.000	13.3	12.4	10.9	-5.0	411	B	.040	J10008-4165-5	GM1004-039
207512	440	4.185	4.000	6.000	9.000	1.000	13.5	12.5	11.0	-5.0	420	B	.060	J100F8-4185-5	GM1004-039
352625	414	4.125	3.875	6.000	9.000	1.062	12.7	11.8	10.4	-5.0	415	B	STD	J10008-4125-5	GM1003-039
352626	415	4.135	3.875	6.000	9.000	1.062	12.8	11.9	10.4	-5.0		B	.010	J100F8-4135-5	GM1003-039
352627	416	4.145	3.875	6.000	9.000	1.062	12.8	11.9	10.5	-5.0	422	B	.020	J10008-4145-5	GM1004-039
352628	421	4.155	3.875	6.000	9.000	1.062	12.9	12.0	10.5	-5.0	433	B	.030	J10008-4155-5	GM1004-039
352629	422	4.165	3.875	6.000	9.000	1.062	12.9	12.0	10.6	-5.0	438	B	.040	J10008-4165-5	GM1004-039
181938	401	4.125	3.750	6.000	9.000	1.125	12.3	11.4	10.1	-5.0	418	B	STD	J10008-4125-5	GM1003-039
338215	403	4.135	3.750	6.000	9.000	1.125	12.4	11.5	10.1	-5.0	423	B,M	.010	J100F8-4135-5	GM1003-039
181939	405	4.145	3.750	6.000	9.000	1.125	12.4	11.5	10.1	-5.0	422	B,M	.020	J10008-4145-5	GM1004-039
181940	407	4.155	3.750	6.000	9.000	1.125	12.5	11.6	10.2	-5.0	426	B	.030	J10008-4155-5	GM1004-039
181941	409	4.165	3.750	6.000	9.000	1.125	12.5	11.6	10.2	-5.0	431	B	.040	J10008-4165-5	GM1004-039
181942	380	4.155	3.500	6.000	9.000	1.250	11.7	10.9	9.6	-5.0	445	A, M	.030	J10008-4155-5	GM1004-039
181943	381	4.165	3.500	6.000	9.000	1.250	11.7	10.9	9.6	-5.0	451	A	.040	J10008-4165-5	GM1004-039
181944	380	4.155	3.500	5.850	9.025	1.425	11.7	10.9	9.6	-5.0	472	M	.030	J10008-4155-5	GM1004-039
181944	407	4.155	3.750	5.700	9.000	1.425	12.5	11.6	10.2	-5.0	472	M	.030	J10008-4155-5	GM1004-039

FOOTNOTES: A = Fits 3.480 and 3.500 Stroke, B = Oil Rail Support is included, M = Made to Order, J = Indicates 3.0mm Oil Ring

## EXTREME DUTY 23° INV. DOME

### FEATURES:

- Double Pin Oilers
- Contact Reduction Grooves

### INCLUDES:

- Pin #927-2950-15-51S (139g)
- Double Spiro Locks # 927-042-CS

These pistons are specially designed for forced induction and nitrous applications. Pistons include .310" pocket depths and precision CNC machined ring grooves that accept 1/16, 1/16, 3/16 rings. Pin upgrade recommended over 700HP.



### EXTREME DUTY 23° INV. DOME

Part #	Cubic Inches	Bore Size	Stroke	Rod Length	Block Height	Comp. Distance	Head Cubic Centimeters			Dome Volume	Gram Weight	Footnote	Oversize	Ring Set Recommended	JE Pro Seal Head Gasket
							58cc	64cc	76cc						
<b>350 SERIES Std Bore: 4.000 Ring package designed for: 1/16, 1/16, 3/16 Rings</b>															
338223	377	4.000	3.750	6.000	9.000	1.125	9.1	8.7	7.8	-28.0	459	B,M	STD	J100F8-4000-5	GM1024-039
338224	379	4.010	3.750	6.000	9.000	1.125	9.2	8.7	7.9	-28.0		B,M	.010	J100F8-4010-0	GM1024-039
338225	381	4.020	3.750	6.000	9.000	1.125	9.2	8.7	7.9	-28.0		B,M	.020	J100F8-4020-5	GM1024-039
170817	383	4.030	3.750	6.000	9.000	1.125	9.3	8.8	8.2	-28.0	440	B	.030	J100F8-4030-5	GM1002-039
338226	385	4.040	3.750	6.000	9.000	1.125	9.3	8.9	8.2	-28.0	446	B,M	.040	J10008-4040-5	GM1002-039
194887	388	4.060	3.750	6.000	9.000	1.125	9.4	8.9	8.3	-28.0	445	B	.060	J100F8-4060-5	GM1002-039
218591	355	4.030	3.500	6.000	9.000	1.250	8.9	8.4	7.6	-26.0	465	A,B	.030	J100F8-4030-5	GM1002-039
232513	352	4.000	3.500	6.000	9.020	1.270	8.8	8.3	7.5	-26.0	473	A,B,M	STD	J100F8-4000-5	GM1024-039
131631	383	4.030	3.750	5.700	9.000	1.425	9.0	8.5	7.8	-31.0	495		.030	J100F8-4030-5	GM1002-039
338227	385	4.040	3.750	5.700	9.000	1.425	9.0	8.6	7.8	-31.0	505	A,M	.040	J10008-4040-5	GM1002-039
131635	353	4.020	3.480	5.700	9.000	1.560	9.1	8.6	7.8	-22.0	524	A	.020	J100F8-4020-5	GM1024-039
131636	355	4.030	3.480	5.700	9.000	1.560	9.2	8.7	7.8	-22.0	524	A	.030	J100F8-4030-5	GM1002-039

### 400 SERIES

Part #	Cubic Inches	Bore Size	Stroke	Rod Length	Block Height	Comp. Distance	Head Cubic Centimeters			Dome Volume	Gram Weight	Footnote	Oversize	Ring Set Recommended	JE Pro Seal Head Gasket
							58cc	64cc	76cc						
<b>400 SERIES Std Bore: 4.125 Ring package designed for: 1/16, 1/16, 3/16 Rings</b>															
242885	400	4.125	3.750	6.000	9.000	1.125	9.6	9.1	8.5	-28.0	489	B	STD	J100F8-4125-5	GM1003-039
338228	403	4.135	3.750	6.000	9.000	1.125	9.6	9.1	8.5	-28.0	476	B,M	.010	J100F8-4135-5	GM1003-039
338229	405	4.145	3.750	6.000	9.000	1.125	9.7	9.2	8.5	-28.0	472	B,M	.020	J10008-4145-5	GM1004-039
170818	407	4.155	3.750	6.000	9.000	1.125	9.7	9.2	8.6	-28.0	480	B	.030	J100F8-4155-5	GM1004-039
194888	409	4.165	3.750	6.000	9.000	1.125	9.8	9.2	8.6	-28.0	483	B	.040	J100F8-4165-5	GM1004-039
232516	400	4.125	3.750	6.000	9.020	1.145	9.6	9.1	8.2	-28.0	467	B	STD	J100F8-4125-5	GM1003-039
338231	400	4.125	3.750	5.700	9.000	1.425	8.9	8.5	7.6	-36.0	511	M	STD	J100F8-4125-5	GM1003-039
338232	403	4.135	3.750	5.700	9.000	1.425	8.9	8.5	7.6	-36.0		M	.010	J100F8-4135-5	GM1003-039
338233	405	4.145	3.750	5.700	9.000	1.425	9.0	8.6	7.7	-36.0	520	M	.020	J10008-4145-5	GM1004-039
131633	407	4.155	3.750	5.700	9.000	1.425	9.1	8.7	7.8	-36.0	509		.030	J100F8-4155-5	GM1004-039
338234	409	4.165	3.750	5.700	9.000	1.425	9.1	8.7	7.8	-36.0	525	M	.040	J100F8-4165-5	GM1004-039
232514	400	4.125	3.750	5.700	9.020	1.445	8.9	8.5	7.8	-36.0	512		STD	J100F8-4125-5	GM1004-039

FOOTNOTES: A = Fits 3.480 and 3.500 Stroke, B = Oil Rail Support is included, M = Made to Order



## 350 STANDARD & GP 23° INV. DOME

**FEATURES:**

- Lateral Gas Ports on GP Series
- Double Spiro Locks # 927-042-CS

**INCLUDES:**

- Pin #927-2750-15-51S (130g)

Specifically designed for circle track and road racing applications, where the rules call for a 9.5:1 piston. GP Series accepts .043, .043, 3mm backcut rings and includes lateral gas ports for optimum ring seal. Standard 350 Series accepts 1/16, 1/16, 3/16 rings.



### 350 GP 23° INV. DOME

**350 SERIES GP**      Std Bore: 4.000      Ring package designed for: .043, .043, 3MM Rings

Part #	Cubic Inches	Bore Size	Stroke	Rod Length	Block Height	Comp. Distance	Head Cubic Centimeters			Dome Volume	Gram Weight	Footnote	Oversize	Ring Set Recommended	JE Pro Seal Head Gasket
							58cc	64cc	76cc						
							Compression Ratio								
173581	357	4.030	3.500	6.125	9.000	1.125	10.1	9.5	8.4	-13.0	409	A,M	.030	J71408-4030-5	GM1002-039
173582	357	4.030	3.500	6.000	9.000	1.250	10.1	9.5	8.4	-13.0	429	A,M	.030	J71408-4030-5	GM1002-039

### 350 STANDARD 23° INV. DOME

**350 SERIES STANDARD**      Std Bore: 4.000      Ring package designed for: 1/16, 1/16, 3/16 Rings

Part #	Cubic Inches	Bore Size	Stroke	Rod Length	Block Height	Comp. Distance	Head Cubic Centimeters			Dome Volume	Gram Weight	Footnote	Oversize	Ring Set Recommended	JE Pro Seal Head Gasket
							58cc	64cc	76cc						
							Compression Ratio								
130968	355	4.020	3.500	5.700	9.000	1.550	10.0	9.3	8.3	-14.5	465	A,M	.020	J10008-4020-5	GM1024-039
130969	357	4.030	3.500	5.700	9.000	1.550	10.0	9.3	8.3	-14.5	472	A,M	.030	J10008-4030-5	GM1002-039
130974	357	4.030	3.500	6.000	9.000	1.250	10.0	9.3	8.3	-14.5	427	A,M	.030	J10008-4030-5	GM1002-039

**FOOTNOTES:** A = Fits 3.480 and 3.500 Stroke M = Made to Order

## 23° NITROUS SERIES DOME

**FEATURES:**

- Double Pin Oilers
- Contact Reduction Grooves

**INCLUDES:**

- Pin #927-2950-15-51S (140g)
- Double Spiro Locks # 927-042-CS

The ring lands, crown, and bottom band of these pistons are specifically designed for nitrous applications. The valve reliefs accommodate most oversized valves and long duration, wide lobe separation cams. Pin upgrade recommended above 700hp. Precision CNC machined ring grooves accept 1/16, 1/16, 3/16 rings. HNS (Hardened Nitrous Series) rings are available for this series, change ring prefix to J820F8.



### 23° NITROUS SERIES DOME

**350 SERIES**      Std Bore: 4.000      Ring package designed for: 1/16, 1/16, 3/16 Rings

Part #	Cubic Inches	Bore Size	Stroke	Rod Length	Block Height	Comp. Distance	Head Cubic Centimeters			Dome Volume	Gram Weight	Footnote	Oversize	Ring Set Recommended	JE Pro Seal Head Gasket
							58cc	64cc	76cc						
							Compression Ratio								
232509	383	4.030	3.750	6.000	9.000	1.125	13.3	12.2	10.6	3.0	478	B,S	.030	J100F8-4030-5	GM1002-039
232510	384	4.040	3.750	6.000	9.000	1.125	13.3	12.2	10.6	3.0	485	B,S,M	.040	J100F8-4040-5	GM1002-039
232511	388	4.060	3.750	6.000	9.000	1.125	13.4	12.3	10.7	3.0	499	B,S,M	.060	J100F8-4060-5	GM1002-039
173583	357	4.030	3.500	6.000	9.000	1.250	14.8	13.4	11.3	14.0	503	A,B,M	.030	J100F8-4030-5	GM1002-039
173584	359	4.040	3.500	6.000	9.000	1.250	14.9	13.5	11.4	14.0	508	A,B,M	.040	J100F8-4040-5	GM1002-039
194885	362	4.060	3.500	6.000	9.000	1.250	15.0	13.6	11.4	14.0	521	A,B,M	.060	J100F8-4060-5	GM1002-039

### 23° NITROUS SERIES DOME

**400 SERIES**      Std Bore: 4.125      Ring package designed for: 1/16, 1/16, 3/16 Rings

Part #	Cubic Inches	Bore Size	Stroke	Rod Length	Block Height	Comp. Distance	Head Cubic Centimeters			Dome Volume	Gram Weight	Footnote	Oversize	Ring Set Recommended	JE Pro Seal Head Gasket
							58cc	64cc	76cc						
							Compression Ratio								
173586	407	4.155	3.750	6.000	9.000	1.125	14.5	13.3	11.5	6.0	529	B,S	.030	J100F8-4155-5	GM1004-039
194952	409	4.165	3.750	6.000	9.000	1.125	14.6	13.4	11.5	6.0	530	B,S	.040	J100F8-4165-5	GM1004-039
232508	400	4.125	3.750	6.000	9.020	1.145	14.4	13.2	11.3	6.0	524	B,S	STD	J100F8-4125-5	GM1004-039
173588	380	4.155	3.500	6.000	9.000	1.250	15.0	13.6	11.6	12.0	548	A,B,M	.030	J100F8-4155-5	GM1004-039
194886	381	4.165	3.500	6.000	9.000	1.250	15.1	13.7	11.6	12.0	551	A,B,M	.040	J100F8-4165-5	GM1004-039

**FOOTNOTES:** A = Fits 3.480 and 3.500 Stroke, B = Oil Rail Support is included, S = Solid Dome Design, M = Made to Order



## 23° 350 / 400 SMALL BLOCK DOME

### FEATURES:

- Double Pin Oilers
- Contact Reduction Grooves

### INCLUDES:

- Pin #927-2750-15-51S (130g)
- Double Spiro Locks # 927-042-CS

These high-compression pistons are compatible with most aftermarket 23° heads and are ideal for drag racing and circle track applications. Valve reliefs will accommodate oversized valves and long duration, tight lobe separation cams. Precision CNC ring grooves are designed for 1/16, 1/16, 3/16 rings. Will not fit Pro Topline or Brodix 11X cylinder heads.



## 23° 350 SMALL BLOCK DOME

Part #	Cubic Inches	Bore Size	Stroke	Rod Length	Block Height	Comp. Distance	Head Cubic Centimeters			Dome Volume	Gram Weight	Footnote	Oversize	Ring Set Recommended	JE Pro Seal Head Gasket		
							58cc	64cc	76cc								
350 SERIES							Std Bore: 4.000									Ring package designed for: 1/16, 1/16, 3/16 Rings	
							Compression Ratio										
182005	383	4.030	3.750	6.000	9.000	1.125	15.0	13.6	11.6	11.0	423	B	.030	J10008-4030-5	GM1002-039		
182006	385	4.040	3.750	6.000	9.000	1.125	15.1	13.7	11.6	11.0	424	B	.040	J10008-4040-5	GM1002-039		
182007	388	4.060	3.750	6.000	9.000	1.125	15.2	13.8	11.7	11.0	435	B	.060	J10008-4060-5	GM1002-039		
182008	370	4.030	3.625	6.000	9.000	1.187	15.2	13.7	11.6	13.5	439		.030	J10008-4030-5	GM1002-039		
182009	363	4.030	3.562	6.000	9.000	1.219	14.8	13.4	11.3	13.0	444		.030	J10008-4030-5	GM1002-039		
182010	365	4.040	3.562	6.000	9.000	1.219	14.8	13.4	11.4	13.0	454		.040	J10008-4040-5	GM1002-039		
217240	352	4.000	3.500	6.000	9.000	1.250	14.5	13.1	11.1	13.5	438	A	STD	J10008-4000-5	GM1024-039		
217241	353	4.010	3.500	6.000	9.000	1.250	14.4	13.0	11.0	13.0	443	A,M	.010	J10008-4010-0	GM1024-039		
182011	355	4.020	3.500	6.000	9.000	1.250	14.6	13.2	11.2	13.5	445	A,M	.020	J10008-4020-5	GM1024-039		
182012	357	4.030	3.500	6.000	9.000	1.250	14.7	13.3	11.2	13.5	453	A	.030	J10008-4030-5	GM1002-039		
182013	358	4.035	3.500	6.000	9.000	1.250	14.7	13.4	11.3	13.5	452	A	.035	J10008-4030-5	GM1002-039		
182014	359	4.040	3.500	6.000	9.000	1.250	14.8	13.4	11.3	13.5	455	A	.040	J10008-4040-5	GM1002-039		
182015	362	4.060	3.500	6.000	9.000	1.250	14.9	13.5	11.4	13.5	463	A	.060	J10008-4060-5	GM1002-039		
207510	364	4.070	3.500	6.000	9.000	1.250	14.9	13.5	11.4	13.5	471	A,M	.070	J100L8-4070-5	GM1002-039		
182016	383	4.030	3.750	5.700	9.000	1.425	15.0	13.6	11.6	11.0	470	M	.030	J10008-4030-5	GM1002-039		
182017	385	4.040	3.750	5.700	9.000	1.425	15.1	13.7	11.6	11.0	473	M	.040	J10008-4040-5	GM1002-039		
182018	388	4.060	3.750	5.700	9.000	1.425	15.2	13.8	11.7	11.0	482	M	.060	J10008-4060-5	GM1002-039		
182020	357	4.030	3.500	5.700	9.000	1.550	14.7	13.3	11.2	13.5	495	A,M	.030	J10008-4030-5	GM1002-039		
182021	358	4.035	3.500	5.700	9.000	1.550	14.7	13.3	11.2	13.0	497	A,M	.035	J10008-4030-5	GM1002-039		
182022	359	4.040	3.500	5.700	9.000	1.550	14.7	13.4	11.3	13.5	498	A,M	.040	J10008-4040-5	GM1002-039		
182023	362	4.060	3.500	5.700	9.000	1.550	14.8	13.5	11.4	13.5	510	A,M	.060	J10008-4060-5	GM1002-039		

FOOTNOTES: **A** = Fits 3.480 and 3.500 Stroke, **B** = Oil Rail Support is included, **M** = Made to Order,

CONTINUED ON NEXT PAGE >>

## TOOLBOX - TECHNICAL TIPS

When checking Piston-to-Valve (P-V) clearance, make sure to set the valve lash first. With the lash set, the lifter will pick up the cam at a later point on the lobe and give more accurate P-V results. For example, .020" lash can be as much as .040" difference in P-V clearance. Minimum P-V clearance should be .080" intake and .100" exhaust.



**23° 350 / 400 SMALL BLOCK DOME (CONTINUED)**

**23° 400 SMALL BLOCK DOME**

**400 SERIES Std Bore: 4.125 Ring package designed for: 1/16, 1/16, 3/16 Rings**

Part #	Cubic Inches	Bore Size	Stroke	Rod Length	Block Height	Comp. Distance	Head Cubic Centimeters			Dome Volume	Gram Weight	Footnote	Oversize	Ring Set Recommended	JE Pro Seal Head Gasket
							58cc	64cc	76cc						
							Compression Ratio								
182024	428	4.125	4.000	6.000	9.000	1.000	15.3	14.0	12.0	6.1	436	S,B	STD	J10008-4125-5	GM1003-039
182025	429	4.130	4.000	6.000	9.000	1.000	15.3	14.0	12.1	6.1	435	S,B	.005	J10008-4130-5	GM1003-039
182026	432	4.145	4.000	6.000	9.000	1.000	15.4	14.1	12.1	6.1	445	S,B	.020	J10008-4145-5	GM1004-039
182027	434	4.155	4.000	6.000	9.000	1.000	15.5	14.2	12.2	6.2	449	S,B	.030	J10008-4155-5	GM1004-039
182028	436	4.165	4.000	6.000	9.000	1.000	15.6	14.3	12.3	6.2	453	S,B	.040	J10008-4165-5	GM1004-039
182029	428	4.125	4.000	6.000	9.000	1.000	16.4	15.0	12.7	10.8	423	B	STD	J10008-4125-5	GM1003-039
182030	432	4.145	4.000	6.000	9.000	1.000	16.6	15.1	12.8	10.8	432	B	.020	J10008-4145-5	GM1004-039
182031	434	4.155	4.000	6.000	9.000	1.000	16.6	15.2	12.9	10.8	442	B	.030	J10008-4155-5	GM1004-039
182032	436	4.165	4.000	6.000	9.000	1.000	16.8	15.2	13.0	10.9	441	B	.040	J10008-4165-5	GM1004-039
207513	440	4.185	4.000	6.000	9.000	1.000	16.9	15.4	13.1	10.9	455	B	.060	J100F8-4185-5	GM1004-039
182033	414	4.125	3.875	6.000	9.000	1.062	14.7	13.5	11.6	5.6	444	S,B	STD	J10008-4125-5	GM1003-039
182034	417	4.130	3.875	6.000	9.000	1.062	14.7	13.5	11.6	5.6	447	S,B	.005	J10008-4130-5	GM1003-039
182035	418	4.145	3.875	6.000	9.000	1.062	14.8	13.6	11.7	5.6	455	B	.020	J10008-4145-5	GM1004-039
182036	420	4.155	3.875	6.000	9.000	1.062	14.9	13.7	11.8	5.6	460	S,B	.030	J10008-4155-5	GM1004-039
182037	422	4.165	3.875	6.000	9.000	1.062	15.0	13.8	11.8	5.6	464	S,B	.040	J10008-4165-5	GM1004-039
182038	414	4.125	3.875	6.000	9.000	1.062	16.0	14.5	12.4	10.8	438	B	STD	J10008-4125-5	GM1003-039
182039	417	4.130	3.875	6.000	9.000	1.062	16.5	15.0	12.8	10.8	436	B	.005	J10008-4130-5	GM1003-039
182040	418	4.145	3.875	6.000	9.000	1.062	16.6	15.1	12.8	10.8	448	B	.020	J10008-4145-5	GM1004-039
182041	420	4.155	3.875	6.000	9.000	1.062	16.2	14.7	12.5	10.8	450	B	.030	J10008-4155-5	GM1004-039
182042	422	4.165	3.875	6.000	9.000	1.062	16.3	14.8	12.6	10.8	458	B	.040	J10008-4165-5	GM1004-039
207514	426	4.185	3.875	6.000	9.000	1.062	16.4	14.9	12.7	10.8	466	B	.060	J100F8-4185-5	GM1004-039
182045	412	4.155	3.800	6.000	9.000	1.100	14.6	13.4	11.6	5.6	456	B,M	.030	J10008-4155-5	GM1004-039
182047	406	4.125	3.800	6.000	9.000	1.100	15.7	14.3	12.1	10.8	437	B	STD	J10008-4125-5	GM1003-039
182050	410	4.145	3.800	6.000	9.000	1.100	15.8	14.4	12.2	10.8	447	B	.020	J10008-4145-5	GM1004-039
182051	412	4.155	3.800	6.000	9.000	1.100	15.9	14.5	12.3	10.8	449	B	.030	J10008-4155-5	GM1004-039
182052	414	4.165	3.800	6.000	9.000	1.100	15.9	14.5	12.3	10.8	456	B	.040	J10008-4165-5	GM1004-039
182053	401	4.125	3.750	6.000	9.000	1.125	14.3	13.1	11.3	5.6	450	S,B	STD	J10008-4125-5	GM1003-039
182055	405	4.145	3.750	6.000	9.000	1.125	14.4	13.2	11.4	5.6	461	S,B,M	.020	J10008-4145-5	GM1004-039
182056	407	4.155	3.750	6.000	9.000	1.125	14.4	13.3	11.4	5.6	463	S,B	.030	J10008-4155-5	GM1004-039
182057	409	4.165	3.750	6.000	9.000	1.125	14.5	13.3	11.5	5.6	468	S,B	.040	J10008-4165-5	GM1004-039
182058	401	4.125	3.750	6.000	9.000	1.125	15.5	14.1	12.0	10.8	444	B	STD	J10008-4125-5	GM1003-039
182059	402	4.130	3.750	6.000	9.000	1.125	15.5	14.1	12.0	10.8	440	B	.005	J10008-4130-5	GM1003-039
182060	405	4.145	3.750	6.000	9.000	1.125	15.8	14.4	12.2	10.8	447	B	.020	J10008-4145-5	GM1004-039
182061	407	4.155	3.750	6.000	9.000	1.125	15.9	14.5	12.3	10.8	455	B	.030	J10008-4155-5	GM1004-039
182062	409	4.165	3.750	6.000	9.000	1.125	15.7	14.3	12.2	10.8	460	B	.040	J10008-4165-5	GM1004-039
242890	401	4.125	3.750	6.000	9.000	1.125	16.0	14.5	12.3	12.8	448	B	STD	J10008-4125-5	GM1003-039
242891	407	4.155	3.750	6.000	9.000	1.125	16.2	14.7	12.5	12.8	466	B	.030	J10008-4155-5	GM1004-039
242892	409	4.165	3.750	6.000	9.000	1.125	16.3	14.8	12.5	12.8	468	B	.040	J10008-4165-5	GM1004-039
242890	374	4.125	3.500	6.125	9.000	1.125	15.0	13.6	11.6	12.8	448	B	STD	J10008-4125-5	GM1003-039
242891	380	4.155	3.500	6.125	9.000	1.125	15.2	13.8	11.7	12.8	466	B	.030	J10008-4155-5	GM1004-039
242892	382	4.165	3.500	6.125	9.000	1.125	15.3	13.9	11.7	12.8	468	B	.040	J10008-4165-5	GM1004-039
182063	388	4.125	3.625	6.000	9.000	1.187	15.6	14.1	11.9	12.9	451	B	STD	J10008-4125-5	GM1003-039
182064	391	4.145	3.625	6.000	9.000	1.187	15.7	14.2	12.0	12.9	463	B	.020	J10008-4145-5	GM1004-039
182065	393	4.155	3.625	6.000	9.000	1.187	15.7	14.3	12.1	12.9	469	B	.030	J10008-4155-5	GM1004-039
182066	386	4.155	3.562	6.000	9.000	1.219	15.5	14.1	11.9	12.9	475		.030	J10008-4155-5	GM1004-039
182067	374	4.125	3.500	6.000	9.000	1.250	15.1	13.7	11.6	13.0	458	A	STD	J10008-4125-5	GM1003-039
182068	378	4.145	3.500	6.000	9.000	1.250	15.2	13.8	11.7	13.0	467	A	.020	J10008-4145-5	GM1004-039
182069	380	4.155	3.500	6.000	9.000	1.250	15.3	13.8	11.7	13.0	468	A	.030	J10008-4155-5	GM1004-039
182070	407	4.155	3.750	5.700	9.000	1.425	14.8	13.6	11.6	7.3	491	M	.030	J10008-4155-5	GM1004-039
182071	409	4.165	3.750	5.700	9.000	1.425	14.9	13.6	11.7	7.3	490	M	.040	J10008-4165-5	GM1004-039

**FOOTNOTES: A = Fits 3.480 and 3.500 Stroke, B = Oil Rail Support is included, M = Made to Order, S = Solid Dome Design**

## 23° F.S.R. HOLLOW DOME GP (GAS PORTED)

### FEATURES:

- Double Pin Oilers
- Contact Reduction Grooves
- Accumulator Groove
- Lateral Gas Ports

### INCLUDES:

- Pin #927-2250-17-51C (106g)
- Wire Locks # 927-073-MW

New FSR version of our popular 23° domed pistons are ideal for circle track and drag racing. Up to 70 grams lighter than traditional full round (including wrist pin and rings), but stronger and more durable due to modern FEA-designed forging. Deeper valve pockets to accommodate higher lift cams and milled cylinder heads. Accepts low friction .043/.043/3.0mm ring package. Now includes high strength .170" wall wrist pin!



### 23° F.S.R. HOLLOW DOME GP

Part #	Cubic Inches	Bore Size	Stroke	Rod Length	Block Height	Comp. Distance	Head Cubic Centimeters			Dome Volume	Gram Weight	Footnote	Oversize	Ring Set Recommended	JE Pro Seal Head Gasket
							58cc	64cc	76cc						
							Compression Ratio								
322529	352	4.000	3.500	6.000	9.000	1.250	14.5	13.1	11.1	13.5	438	A,M	STD	J71408-4000-5	GM1024-039
322530	355	4.020	3.500	6.000	9.000	1.250	14.6	13.2	11.2	13.5	444	A,M	.020	J71408-4020-5	GM1024-039
322531	357	4.030	3.500	6.000	9.000	1.250	14.7	13.3	11.3	13.5	447	A,M	.030	J714F8-4030-5	GM1024-039
322532	358	4.035	3.500	6.000	9.000	1.250	14.7	13.4	11.3	13.5	449	A,M	.035	J714F8-4030-5	GM1002-039
322533	359	4.040	3.500	6.000	9.000	1.250	14.8	13.4	11.3	13.5	460	A,M	.040	J714F8-4040-5	GM1002-039
322534	362	4.060	3.500	6.000	9.000	1.250	14.9	13.5	11.4	13.5	416	A,M	.060	J714F8-4060-5	GM1002-039
322535	377	4.000	3.750	6.000	9.000	1.125	14.8	13.5	11.5	11.0	418	B,M	STD	J71408-4000-5	GM1024-039
322536	381	4.020	3.750	6.000	9.000	1.125	14.9	13.6	11.6	11.0	422	B,M	.020	J71408-4020-5	GM1024-039
322537	383	4.030	3.750	6.000	9.000	1.125	15.0	13.6	11.6	11.0	424	B,M	.030	J714F8-4030-5	GM1024-039
322538	384	4.035	3.750	6.000	9.000	1.125	15.0	13.7	11.6	11.0	426	B,M	.035	J714F8-4030-5	GM1002-039
322539	385	4.040	3.750	6.000	9.000	1.125	15.1	13.7	11.6	11.0	428	B,M	.040	J714F8-4040-5	GM1002-039
322540	388	4.060	3.750	6.000	9.000	1.125	15.2	13.8	11.7	11.0	432	B,M	.060	J714F8-4060-5	GM1002-039

### 23° F.S.R. HOLLOW DOME GP

Part #	Cubic Inches	Bore Size	Stroke	Rod Length	Block Height	Comp. Distance	Head Cubic Centimeters			Dome Volume	Gram Weight	Footnote	Oversize	Ring Set Recommended	JE Pro Seal Head Gasket
							58cc	64cc	76cc						
							Compression Ratio								
301426	428	4.125	4.000	6.000	9.000	1.000	16.5	15.0	12.7	10.8	406	B	STD	J71408-4125-5	GM1003-039
301427	432	4.145	4.000	6.000	9.000	1.000	16.6	15.1	12.8	10.8	412	B	.020	J71408-4145-5	GM1004-039
301428	434	4.155	4.000	6.000	9.000	1.000	16.7	15.2	12.9	10.8	414	B	.030	J71408-4155-5	GM1004-039
301429	436	4.165	4.000	6.000	9.000	1.000	16.8	15.2	12.9	10.8	417	B	.040	J71408-4165-5	GM1004-039
301458	440	4.185	4.000	6.000	9.000	1.000	16.9	15.3	13.0	10.8	423	B	.060	J71408-4185-5	GM1004-039
301445	414	4.125	3.875	6.000	9.000	1.062	16.0	14.6	12.4	10.8	411	B	STD	J71408-4125-5	GM1003-039
301447	417	4.130	3.875	6.000	9.000	1.062	16.0	14.6	12.4	10.8	410	B	.005	J71408-4130-5	GM1003-039
301448	418	4.145	3.875	6.000	9.000	1.062	16.1	14.7	12.5	10.8	418	B	.020	J71408-4145-5	GM1004-039
301450	420	4.155	3.875	6.000	9.000	1.062	16.1	14.7	12.5	10.8	419	B	.030	J71408-4155-5	GM1004-039
301451	422	4.165	3.875	6.000	9.000	1.062	16.2	14.8	12.6	10.8	423	B	.040	J71408-4165-5	GM1004-039
301453	426	4.185	3.875	6.000	9.000	1.062	16.3	14.9	12.7	10.8	427	B	.060	J71408-4185-5	GM1004-039
301463	406	4.125	3.800	6.000	9.000	1.100	15.7	14.3	12.2	10.8	420		STD	J71408-4125-5	GM1003-039
301464	410	4.145	3.800	6.000	9.000	1.100	15.8	14.4	12.3	10.8	425	M	.020	J71408-4145-5	GM1004-039
301465	412	4.155	3.800	6.000	9.000	1.100	15.9	14.5	12.4	10.8	428	M	.030	J71408-4155-5	GM1004-039
301466	414	4.165	3.800	6.000	9.000	1.100	16.0	14.6	12.5	10.8	430		.040	J71408-4165-5	GM1004-039
301475	401	4.125	3.750	6.000	9.000	1.125	15.5	14.1	12.0	10.8	425		STD	J71408-4125-5	GM1003-039
322561	401	4.125	3.750	6.000	9.000	1.125	16.1	14.6	12.3	13.0	430	M	STD	JG7708-4125-5	GM1003-039
301476	402	4.130	3.750	6.000	9.000	1.125	15.5	14.1	12.0	10.8	425	M	.005	J70108-4130-5	GM1003-039
322562	402	4.130	3.750	6.000	9.000	1.125	16.1	14.6	12.4	13.0	432	M	.005	JG7708-4130-5	GM1003-039
301477	405	4.145	3.750	6.000	9.000	1.125	15.6	14.2	12.1	10.8	429		.020	J71408-4145-5	GM1004-039
322563	405	4.145	3.750	6.000	9.000	1.125	16.2	14.7	12.4	13.0	434	M	.020	JG7708-4145-5	GM1004-039
301478	407	4.155	3.750	6.000	9.000	1.125	15.7	14.3	12.2	10.8	431		.030	J71408-4155-5	GM1004-039
322564	407	4.155	3.750	6.000	9.000	1.125	16.3	14.8	12.5	13.0	437	M	.030	JG7708-4155-5	GM1004-039
301479	409	4.165	3.750	6.000	9.000	1.125	15.7	14.3	12.2	10.8	434		.040	J71408-4165-5	GM1004-039
322565	409	4.165	3.750	6.000	9.000	1.125	16.3	14.8	12.5	13.0	439	M	.040	JG7708-4165-5	GM1004-039

FOOTNOTES: A = Fits 3.480 and 3.500 Stroke, B = Oil Rail Support is Included, M = Made to Order



## 350 / 400 18° FLAT TOP

### 350 SERIES:

- Pin #927-2750-15-51S (130g)
- .073 alloy spiro lock #927-073-AS
- Double Pin Oilers 400 Series

### 400 SERIES:

- Pin #927-2950-15-51S (140g)
- .073 alloy spiro lock #927-073-AS
- Double Pin Oilers

These pistons feature JE's race-proven low friction skirt design and are compatible with angle milled heads. Valve reliefs will accommodate oversized valves and long duration, tight lobe separation cams. Precision CNC machined ring grooves accept 1/16, 1/16, 3/16 rings. These pistons utilize dedicated left and right hand forgings. Pin upgrade recommended above 700hp.



### 350 18° FLAT TOP

350 SERIES		Std Bore: 4.000		Ring package designed for: 1/16, 1/16, 3/16 Rings											
Part #	Cubic Inches	Bore Size	Stroke	Rod Length	Block Height	Comp. Distance	Head Cubic Centimeters			Dome Volume	Gram Weight	Footnote	Oversize	Ring Set Recommended	JE Pro Seal Head Gasket
							52cc	55cc	58cc						
							Compression Ratio								
190422	357	4.030	3.500	6.000	9.000	1.250	11.9	11.4	10.9	-6.0	448	A,M	.030	J100F8-4030-5	GM1002-039
190423	359	4.040	3.500	6.000	9.000	1.250	11.9	11.4	10.9	-6.0	449	A,M	.040	J100F8-4040-5	GM1002-039

### 400 18° FLAT TOP

400 SERIES		Std Bore: 4.125		Ring package designed for: 1/16, 1/16, 3/16 Rings											
Part #	Cubic Inches	Bore Size	Stroke	Rod Length	Block Height	Comp. Distance	Head Cubic Centimeters			Dome Volume	Gram Weight	Footnote	Oversize	Ring Set Recommended	JE Pro Seal Head Gasket
							52cc	55cc	58cc						
							Compression Ratio								
181951	428	4.125	4.000	6.000	9.000	1.000	14.0	13.4	12.9	-6.0	422	B	STD	J10008-4125-5	GM1003-039
181953	430	4.135	4.000	6.000	9.000	1.000	14.0	13.4	12.9	-6.0	428	B,M	.010	J10008-4135-5	GM1003-039
181954	432	4.145	4.000	6.000	9.000	1.000	14.1	13.5	13.0	-6.0	432	B,M	.020	J10008-4145-5	GM1004-039
181955	434	4.155	4.000	6.000	9.000	1.000	14.1	13.5	13.0	-6.0	436	B	.030	J10008-4155-5	GM1004-039
181956	436	4.165	4.000	6.000	9.000	1.000	14.2	13.7	13.1	-6.0	442	B	.040	J10008-4165-5	GM1004-039
181957	414	4.125	3.875	6.000	9.000	1.062	13.6	13.1	12.6	-6.0	435	B	STD	J10008-4125-5	GM1003-039
181958	415	4.130	3.875	6.000	9.000	1.062	13.6	13.1	12.6	-6.0	437	B,M	.005	J10008-4130-5	GM1003-039
181960	420	4.155	3.875	6.000	9.000	1.062	13.7	13.2	12.7	-6.0	449	B	.030	J10008-4155-5	GM1004-039
181961	422	4.165	3.875	6.000	9.000	1.062	13.8	13.3	12.8	-6.0	454	B	.040	J10008-4165-5	GM1004-039
243033	401	4.125	3.750	6.000	9.000	1.125	13.2	12.7	12.2	-6.0	433	B,M	STD	J10008-4125-5	GM1003-039
243037	407	4.155	3.750	6.000	9.000	1.125	13.3	12.8	12.3	-6.0	446	B	.030	J10008-4155-5	GM1004-039
243038	409	4.165	3.750	6.000	9.000	1.125	13.4	12.9	12.3	-6.0	451	B	.040	J10008-4165-5	GM1004-039

**FOOTNOTES:** A = Fits 3.480 and 3.500 Stroke, B = Oil Rail Support is Included, M = Made to Order

## 350 18° DOME

### FEATURES:

- Double Pin Oilers
- Contact Reduction Grooves

### INCLUDES:

- Pin #927-2750-15-51S (130g)
- Double spiro locks (#927-042-CS), unless noted

These pistons are perfect for your high-compression 17°/18° engine, with smooth flowing domes for optimum flame travel and angle milled head compatibility. Valve reliefs will accommodate oversized valves and long duration, tight lobe separation cams. Precision CNC machined ring grooves accept 1/16, 1/16, 3/16 rings. These pistons utilize dedicated left and right hand forgings.



### 350 18° FLAT TOP

350 SERIES		Std Bore: 4.000		Ring package designed for: 1/16, 1/16, 3/16 Rings											
Part #	Cubic Inches	Bore Size	Stroke	Rod Length	Block Height	Comp. Distance	Head Cubic Centimeters			Dome Volume	Gram Weight	Footnote	Oversize	Ring Set Recommended	JE Pro Seal Head Gasket
							52cc	55cc	58cc						
							Compression Ratio								
181965	357	4.030	3.500	6.000	9.000	1.250	13.6	13.0	12.4	3.0	462	A,M	.030	J10008-4030-5	GM1002-039

**FOOTNOTES:** A = Fits 3.480 and 3.500 Stroke, M = Made to Order



## 400 SMALL BLOCK 18° DOME

### FEATURES:

- Double Pin Oilers
- Contact Reduction Grooves

### INCLUDES:

- Pin #927-2750-15-51S (130g)
- Heavy Duty single .073 spiro lock (#927-073-AS)

These pistons feature our latest dome profile to match a wider variety of 18° heads. Designed to fit your high-compression, high horsepower 17°/18° dirt late model engine, these pistons have smooth flowing domes for optimum flame travel and angle milled head compatibility. New valve reliefs will accommodate larger valves and long duration, tight lobe separation cams. These pistons utilize dedicated left and right hand forgings and accept 1/16, 1/16, 3/16 rings. Pin upgrade recommended above 700hp.



## 400 SMALL BLOCK 18° DOME

### 400 SERIES Std Bore: 4.125 Ring package designed for: 1/16, 1/16, 3/16 Rings

Part #	Cubic Inches	Bore Size	Stroke	Rod Length	Block Height	Comp. Distance	Head Cubic Centimeters			Dome Volume	Gram Weight	Footnote	Oversize	Ring Set Recommended	JE Pro Seal Head Gasket
							52cc	55cc	58cc						
							Compression Ratio								
213103	400	4.125	4.000	6.000	9.000	1.000	15.9	15.2	14.5	2.5	441	S,B	STD	J10008-4125-5	GM1003-039
213104	429	4.130	4.000	6.000	9.000	1.000	15.9	15.2	14.5	2.5	434	S,B,M	.005	J10008-4130-5	GM1003-039
213105	430	4.135	4.000	6.000	9.000	1.000	15.9	15.2	14.5	2.5	434	S,B	.010	J10008-4135-5	GM1003-039
213106	432	4.145	4.000	6.000	9.000	1.000	16.0	15.3	14.6	2.5	443	S,B	.020	J10008-4145-5	GM1004-039
213107	434	4.155	4.000	6.000	9.000	1.000	16.0	15.3	14.6	2.5	445	S,B	.030	J10008-4155-5	GM1004-039
213108	434	4.165	4.000	6.000	9.000	1.000	16.1	15.4	14.7	2.5	450	S,B	.040	J10008-4165-5	GM1004-039
213109	414	4.125	3.875	6.000	9.000	1.062	15.4	14.7	14.1	2.5	450	S,B	STD	J10008-4125-5	GM1003-039
213110	416	4.135	3.875	6.000	9.000	1.062	15.4	14.7	14.1	2.5	452	S,B	.010	J10008-4135-5	GM1003-039
213111	418	4.145	3.875	6.000	9.000	1.062	15.4	14.7	14.1	2.5	457	S,B	.020	J10008-4145-5	GM1004-039
213112	420	4.155	3.875	6.000	9.000	1.062	15.6	14.9	14.2	2.5	463	S,B	.030	J10008-4155-5	GM1004-039
213113	406	4.125	3.800	6.000	9.000	1.100	15.1	14.4	13.8	2.5	455	S,B,M	STD	J10008-4125-5	GM1003-039
213116	410	4.145	3.800	6.000	9.000	1.100	15.1	14.4	13.8	2.5	466	S,B	.020	J10008-4145-5	GM1004-039
213117	412	4.155	3.800	6.000	9.000	1.100	15.3	14.6	14.0	2.5	470	S,B	.030	J10008-4155-5	GM1004-039
213118	401	4.125	3.750	6.000	9.000	1.125	14.9	14.3	13.7	2.5	463	S,B	STD	J10008-4125-5	GM1003-039
213119	402	4.130	3.750	6.000	9.000	1.125	14.9	14.3	13.7	2.5	461	S,B	.005	J10008-4130-5	GM1003-039
213120	403	4.135	3.750	6.000	9.000	1.125	14.9	14.3	13.7	2.5	464	S,B	.010	J10008-4135-5	GM1003-039
213121	405	4.145	3.750	6.000	9.000	1.125	15.1	14.4	13.8	2.5	469	S,B	.020	J10008-4145-5	GM1004-039
213122	407	4.155	3.750	6.000	9.000	1.125	15.1	14.4	13.8	2.5	478	S,B	.030	J10008-4155-5	GM1004-039
213123	409	4.165	3.750	6.000	9.000	1.125	15.2	14.5	13.9	2.5	479	S,B	.040	J10008-4165-5	GM1004-039
213124	387	4.125	3.625	6.000	9.000	1.187	14.5	13.9	13.3	2.5	468	S,B,M	STD	J10008-4125-5	GM1003-039
213125	388	4.130	3.625	6.000	9.000	1.187	14.5	13.9	13.3	2.5	468	S,B,M	STD	J10008-4130-5	GM1003-039
213127	374	4.125	3.500	6.000	9.000	1.250	14.3	13.6	13.1	3.5	487	S	STD	J10008-4125-5	GM1003-039
213128	375	4.130	3.500	6.000	9.000	1.250	14.3	13.6	13.1	3.5	490	M,S	.005	J10008-4130-5	GM1003-039
213129	376	4.135	3.500	6.000	9.000	1.250	14.3	13.6	13.1	3.5	492	M,S	.010	J10008-4135-5	GM1003-039

FOOTNOTES: **B** = Oil Rail Support is Included, **S** = Solid Dome Design, **M** = Made to Order

## 400 SMALL BLOCK GP (GAS PORTED) 18° DOME

### FEATURES:

- Double Pin Oilers
- Contact Reduction Grooves

### INCLUDES:

- Pin #927-2750-15-51S (130g)
- Double spiro locks (#927-042-CS), unless noted

These pistons are perfect for your high-compression 17°/18° engine, with smooth flowing domes for optimum flame travel and angle milled head compatibility. Valve reliefs will accommodate oversized valves and long duration, tight lobe separation cams. Precision CNC machined ring grooves accept 1.2, 1.5, 3mm rings. These pistons utilize dedicated left and right hand forgings. Pin upgrade recommended above 700hp.

## 400 SMALL BLOCK GP (GAS PORTED) 18° DOME

### 18° GP SERIES Std Bore: 4.125 Ring package designed for: 1.2, 1.5, 3MM Rings

Part #	Cubic Inches	Bore Size	Stroke	Rod Length	Block Height	Comp. Distance	Head Cubic Centimeters			Dome Volume	Gram Weight	Footnote	Oversize	Ring Set Recommended	JE Pro Seal Head Gasket
							50cc	54cc	58cc						
							Compression Ratio								
218595	428	4.125	4.000	6.000	9.000	1.000	15.9	15.2	14.5	2.5	444	S,B,M	STD	J75008-4125-5	GM1003-039
218594	414	4.125	3.875	6.000	9.000	1.062	15.4	14.7	14.1	2.5	454	S,B	STD	J75008-4125-5	GM1003-039
218592	406	4.125	3.800	6.000	9.000	1.100	15.1	14.5	13.8	2.5	464	S,B,M	STD	J75008-4125-5	GM1003-039
218593	401	4.125	3.750	6.000	9.000	1.125	14.9	14.3	13.7	2.5	466	S,B,M	STD	J75008-4125-5	GM1003-039

FOOTNOTES: **B** = Oil Rail Support is Included, **S** = Solid Dome Design, **M** = Made to Order



## 13° ALL PRO® / 13.5° GB2000 - DOME

**FEATURES:**

- Double Pin Oilers
- Lateral Gas Ports
- Accumulator Grooves

**INCLUDES:**

- Pin #927-2750-15-51S (130g)
- Double spiro locks #927-042-CS

These pistons incorporate the results of extensive collaboration with top engine builders. Precision CNC-machined ring grooves now accept 1.2, 1.5, 3.0mm rings for reduced friction, while Lateral Gas Ports have been added for improved ring seal. This new configuration outperforms the competition hands down! Pin upgrade recommended above 700hp.



## 13° ALL PRO® / 13.5° GB2000 - F.S.R. RACE PISTONS

400 ALL PRO SERIES		Std Bore: 4.125		Ring package designed for: 1.2, 1.5, 3MM Rings											
Part #	Cubic Inches	Bore Size	Stroke	Rod Length	Block Height	Comp. Distance	Head Cubic Centimeters			Dome Volume	Gram Weight	Footnote	Oversize	Ring Set Recommended	JE Pro Seal Head Gasket
							40cc	45cc	50cc						
							Compression Ratio								
281793	406	4.125	3.800	6.000	9.000	1.100	16.4	15.1	14.0	-4.5	440	S,B	STD	J75008-4125-5	GM1003-039
281794	407	4.130	3.800	6.000	9.000	1.100	16.5	15.2	14.0	-4.5	441	S,B	.005	J75008-4130-5	GM1003-039
281795	408	4.135	3.800	6.000	9.000	1.100	16.5	15.2	14.1	-4.5	442	S,B	.010	J75008-4135-5	GM1003-039
281796	409	4.140	3.800	6.000	9.000	1.100	16.5	15.2	14.1	-4.5	442	S,B	.015	J75008-4135-5	GM1004-039
281797	406	4.125	3.800	5.850	9.000	1.250	16.4	15.1	14.0	-4.5	470	S	STD	J75008-4125-5	GM1003-039
281798	407	4.130	3.800	5.850	9.000	1.250	16.5	15.2	14.0	-4.5	470	S	.005	J75008-4130-5	GM1003-039
281799	408	4.135	3.800	5.850	9.000	1.250	16.5	15.2	14.1	-4.5	473	S	.010	J75008-4135-5	GM1003-039
281800	409	4.140	3.800	5.850	9.000	1.250	16.5	15.2	14.1	-4.5	474	S	.015	J75008-4135-5	GM1004-039

**FOOTNOTES:** B = Oil Rail Support is Included, S = Solid Dome Design

## 14° RHS / PRO ACTION® / PRO TOPLINE®

**FEATURES:**

- Double Pin Oilers
- Accumulator Grooves

**INCLUDES:**

- Pin #927-2750-15-51S (130g)
- Double spiro locks #927-042-CS

These pistons incorporate the results of extensive collaboration with top engine builders. Precision CNC-machined ring grooves accept 1/16", 1/16", 3/16" rings for optimal ring seal. This new configuration outperforms the competition hands down! Pin upgrade recommended above 700hp.

## 14° RHS / PRO ACTION® / PRO TOPLINE®

14° 400 ALL PRO ACTION / PRO TOPLINE SERIES		Std Bore: 4.125		Ring package designed for: 1/16, 1/16, 3/16 Rings											
Part #	Cubic Inches	Bore Size	Stroke	Rod Length	Block Height	Comp. Distance	Head Cubic Centimeters			Dome Volume	Gram Weight	Footnote	Oversize	Ring Set Recommended	JE Pro Seal Head Gasket
							52cc	55cc	60cc						
							Compression Ratio								
194955	407	4.135	3.800	6.000	9.000	1.100	15.3	14.6	13.6	3.0	456	S,B,M	.010	J10008-4135-5	GM1003-039

**FOOTNOTES:** B = Oil Rail Support is Included, M = Made to Order, S = Solid Dome Design

## **BRODIX® - 12 15° DOME**

### FEATURES:

- Contact Reduction Grooves

### INCLUDES:

- Pin #927-2750-15-51S (130g)
- Double Spiro Locks #927-042-CS

This race proven hollow dome forging is designed for sprint car applications. These pistons are designed to work with most of the new 15° chamber designs. These pistons have deep valve reliefs to accommodate oversized valves and long duration, tight lobe separation cams. Accepts 1/16, 1/16, 3/16 rings. These pistons utilize hollow dome dedicated left and right hand forgings. Pin upgrade recommended above 700hp.



### BRODIX - 12 15° DOME

#### 400 BRODIX SERIES

Std Bore: 4.125

Ring package designed for: 1/16, 1/16, 3/16 Rings

Part #	Cubic Inches	Bore Size	Stroke	Rod Length	Block Height	Comp. Distance	Head Cubic Centimeters			Dome Volume	Gram Weight	Footnote	Oversize	Ring Set Recommended	JE Pro Seal Head Gasket
							50cc	54cc	58cc						
							Compression Ratio								
170750	428	4.125	4.000	6.000	9.000	1.000	16.3	15.3	14.4	2.0	437	B	STD	J10008-4125-5	GM1003-039
170751	432	4.145	4.000	6.000	9.000	1.000	16.4	15.4	14.5	2.0	452	B,M	.020	J10008-4145-5	GM1004-039
170752	434	4.155	4.000	6.000	9.000	1.000	16.4	15.4	14.5	2.0	454	B	.030	J10008-4155-5	GM1004-039
170753	436	4.165	4.000	6.000	9.000	1.000	16.7	15.6	14.7	2.0	440	B	.040	J10008-4165-5	GM1004-039
170754	414	4.125	3.875	6.000	9.000	1.062	15.8	14.8	14.0	2.0	454	B	STD	J10008-4125-5	GM1003-039
170755	415	4.130	3.875	6.000	9.000	1.062	15.8	14.8	14.0	2.0	455	B,M	.005	J10008-4130-5	GM1003-039
170756	416	4.135	3.875	6.000	9.000	1.062	15.8	14.8	14.0	2.0	456	B,M	.010	J10008-4135-5	GM1003-039
170757	418	4.145	3.875	6.000	9.000	1.062	15.8	14.8	14.0	2.0	464	B	.020	J10008-4145-5	GM1004-039
170758	420	4.155	3.875	6.000	9.000	1.062	16.0	15.0	14.1	2.0	456	B	.030	J10008-4155-5	GM1004-039
170759	406	4.125	3.800	6.000	9.000	1.100	15.4	14.5	13.7	2.0	462	B	STD	J10008-4125-5	GM1003-039
170760	407	4.130	3.800	6.000	9.000	1.100	15.4	14.5	13.7	2.0	464	B,M	.005	J10008-4130-5	GM1003-039
170761	408	4.135	3.800	6.000	9.000	1.100	15.4	14.5	13.7	2.0	465	B	.010	J10008-4135-5	GM1003-039
170762	410	4.145	3.800	6.000	9.000	1.100	15.4	14.5	13.7	2.0	470	B	.020	J10008-4145-5	GM1004-039
170763	412	4.155	3.800	6.000	9.000	1.100	15.4	14.5	13.7	2.0	462	B	.030	J10008-4155-5	GM1004-039
170764	414	4.165	3.800	6.000	9.000	1.100	15.8	14.8	14.0	2.0	468	B,M	.040	J10008-4165-5	GM1004-039
170765	401	4.125	3.750	6.000	9.000	1.125	15.3	14.4	13.6	2.0	460	B,M	STD	J10008-4125-5	GM1003-039
170766	405	4.145	3.750	6.000	9.000	1.125	15.4	14.5	13.7	2.0	476	B,M	.020	J10008-4145-5	GM1004-039
170767	407	4.155	3.750	6.000	9.000	1.125	15.4	14.5	13.7	2.0	464	B,M	.030	J10008-4155-5	GM1004-039
170768	409	4.165	3.750	6.000	9.000	1.125	15.5	14.6	13.8	2.0	467	B,M	.040	J10008-4165-5	GM1004-039

FOOTNOTES: A = Fits 3.480 and 3.500 Stroke, B = Oil Rail Support is Included, M = Made to Order

## **BRODIX® - 12 15° SOLID DOME**

### INCLUDES:

- Pin #927-2750-15-51S (130g)
- Double Spiro Locks #927-042-CS

Similar in design to the above listed pistons except these pistons are manufactured with a solid dome. These pistons have the same deep valve reliefs to accommodate oversized valves and long duration, tight lobe separation cams. Precision CNC machined ring grooves accept 1/16, 1/16, 3/16 rings. These pistons utilize dedicated left and right hand forgings. Pin upgrade recommended above 700hp.

### BRODIX - 12 15° SOLID DOME

#### 400 BRODIX - 12 15° SERIES

Std Bore: 4.125

Ring package designed for: 1/16, 1/16, 3/16 Rings

Part #	Cubic Inches	Bore Size	Stroke	Rod Length	Block Height	Comp. Distance	Head Cubic Centimeters			Dome Volume	Gram Weight	Footnote	Oversize	Ring Set Recommended	JE Pro Seal Head Gasket
							50cc	54cc	58cc						
							Compression Ratio								
186444	407	4.130	3.800	6.000	9.000	1.100	15.8	14.6	13.6	3.0	448	B,S,M	.005	J10008-4130-5	GM1003-039
186445	408	4.135	3.800	6.000	9.000	1.100	15.8	14.6	13.6	3.0	448	B,S,M	.010	J10008-4135-5	GM1003-039
186446	409	4.140	3.800	6.000	9.000	1.100	15.8	14.6	13.6	3.0	450	B,S	.015	J10008-4135-5	GM1004-039
186447	410	4.145	3.800	6.000	9.000	1.100	15.8	14.6	13.6	3.0	452	B,S	.020	J10008-4145-5	GM1004-039
194945	412	4.155	3.800	6.000	9.000	1.100	15.9	15.0	14.1	3.0	456	B,S	.030	J10008-4155-5	GM1004-039

FOOTNOTES: B = Oil Rail Support is Included, M = Made to Order, S = Solid Dome Design



## 350 FSR BRODIX® 11X / 360 SPRINT CAR ASCS

**FEATURES:**

- Accumulator Grooves
- Double Pin Oilers
- Lateral Gas Ports

**INCLUDES:**

- 927-2250-17-51C (116g) (FSR Series)

A new dome profile provides higher compression, while high-stress areas have been strengthened. Precision CNC-machined ring grooves now accept .043, .043, 3.0mm rings for reduced drag and Lateral Gas Ports have been added for improved ring seal. Now supplied with chamfered pins and round wire locks. The perfect choice for 360 Sprint Car applications but also work well in Nitrous-assisted drag race engines.

### 350 BRODIX® 11X / 360 SPRINT CAR ASCS

**350 SERIES**      Std Bore: 4.000      Ring package designed for: .043, .043, 3MM Rings

Part #	Cubic Inches	Bore Size	Stroke	Rod Length	Block Height	Comp. Distance	Head Cubic Centimeters			Dome Volume	Gram Weight	Footnote	Oversize	Ring Set Recommended	JE Pro Seal Head Gasket
							58cc	64cc	72cc						
							Compression Ratio								
310560	353	4.005	3.500	6.000	9.000	1.250	14.7:1	13.3:1	11.8:1	14.0	434	A,M	.005	J71408-4000-5	GM1024-039
310561	355	4.020	3.500	6.000	9.000	1.250	14.8:1	13.4:1	11.9:1	14.0	436	A	.020	J71408-4020-5	GM1024-039
310562	357	4.030	3.500	6.000	9.000	1.250	14.8:1	13.4:1	11.9:1	14.0	438	A	.030	J71408-4030-5	GM1002-039
310563	358	4.035	3.500	6.000	9.000	1.250	14.8:1	13.4:1	11.9:1	14.0	440	A	.035	J71408-4030-5	GM1002-039
310564	359	4.040	3.500	6.000	9.000	1.250	14.9:1	13.5:1	12.0:1	14.0	440	A	.040	J71408-4040-5	GM1002-039
310565	360	4.045	3.500	6.000	9.000	1.250	14.9:1	13.5:1	12.0:1	14.0	444	A	.045	J71408-4040-5	GM1002-039

**FOOTNOTES:** A = Fits 3.480 and 3.500 Stroke, M = Made to Order

## 360 SPRINT CAR ASCS FSR SERIES

### 360 SPRINT CAR ASCS FSR SERIES

**360 SPRINT CAR FSR ASCS FSR SERIES**      Std Bore: 4.125      Ring package designed for: .043, .043, 3MM Rings

Part #	Cubic Inches	Bore Size	Stroke	Rod Length	Block Height	Comp. Distance	Head Cubic Centimeters			Dome Volume	Gram Weight	Footnote	Oversize	Ring Set Recommended	JE Pro Seal Head Gasket
							58cc	64cc	72cc						
							Compression Ratio								
323654	357	4.125	3.335	6.000	9.000	1.335	14.7	13.3	11.8	14.0	464		STD	JG7708-4125-5	GM1003-039
323655	357	4.130	3.335	6.000	9.000	1.335	14.7	13.3	11.9	14.0	465		.005	JG7708-4130-5	GM1003-039
323656	358	4.135	3.335	6.000	9.000	1.335	14.7	13.3	11.9	14.0	466		.010	JG77F8-4135-5	GM1003-039
323657	359	4.140	3.335	6.000	9.000	1.335	14.8	13.4	11.9	14.0	467	M	.015	JG77F8-4135-5	GM1004-039
323658	360	4.145	3.335	6.000	9.000	1.335	14.8	13.4	11.9	14.0	469	M	.020	JG7708-4145-5	GM1004-039

**FOOTNOTES:** M = Made to Order

## 400 FSR BRODIX® 11X

**FEATURES:**

- Double Pin Oilers
- Accumulator Groove

**INCLUDES:**

- Pin #927-2750-15-51S (130g)
- Double Spiro Locks #927-042-CS

Specially designed to fit Brodix 11X cylinder heads. Designed for high-horsepower alcohol or nitrous applications in Circle Track or Drag Race use. Precision CNC-machined ring grooves accept 1/16, 1/16, 3/16 rings.

### 400 BRODIX® 11X

**400 SERIES**      Std Bore: 4.125      Ring package designed for: .043, .043, 3.0MM Rings

Part #	Cubic Inches	Bore Size	Stroke	Rod Length	Block Height	Comp. Distance	Head Cubic Centimeters			Dome Volume	Gram Weight	Footnote	Oversize	Ring Set Recommended	JE Pro Seal Head Gasket
							58cc	64cc	72cc						
							Compression Ratio								
323647	406	4.125	3.800	6.000	9.000	1.100	15.2	13.9	12.5	8.8	447	M	STD	JG7708-4125-5	GM1003-039
323648	408	4.135	3.800	6.000	9.000	1.100	15.3	13.9	12.5	8.8	449	M	.010	JG77F8-4135-5	GM1003-039
323649	410	4.145	3.800	6.000	9.000	1.100	15.3	14.0	12.6	8.8	451	M	.020	JG7708-4145-5	GM1004-039
323650	401	4.125	3.750	6.000	9.000	1.125	15.0	13.7	12.3	8.8	451	M	STD	JG7708-4125-5	GM1004-039
323651	403	4.135	3.750	6.000	9.000	1.125	15.1	13.8	12.4	8.8	453	M	.010	JG77F8-4135-5	GM1004-039
323652	405	4.145	3.750	6.000	9.000	1.125	15.1	13.8	12.4	8.8	456	M	.020	JG7708-4145-5	GM1004-039

**FOOTNOTES:** A = Fits 3.480 and 3.500 Stroke, M = Made to Order



# BIG BLOCK CHEVROLET



## BIG BLOCK CHEVROLET

When the first Big Block Chevy made its debut in 1963 at the Daytona 500, it was referred to as the “mystery motor”. Now, over 40 years later, it has been used in so many different applications that it would be impossible to list them all. Described below are some of the most common characteristics of the big block Chevy, in order to help you to arrive at the proper piston selection.

To determine piston compatibility most big block Chevrolet cylinder heads can be divided into two categories; closed chamber and open chamber. The closed chamber head was originally used on the 396 and 427 engines and has a restricted combustion chamber area. All JE flat top and inverted dome pistons will work with most closed chamber heads. JE has a selection of closed chamber domed pistons available as shelf stock. The open chamber style head was introduced on the LS6 and LS7 454 engines and features an average combustion chamber size of 118cc. All JE Big Block Chevy dome shelf pistons may be used with most open chamber cylinder heads. Exceptions are Edelbrock cylinder head numbers #6040, #6045 and #6055, all of which require custom pistons.

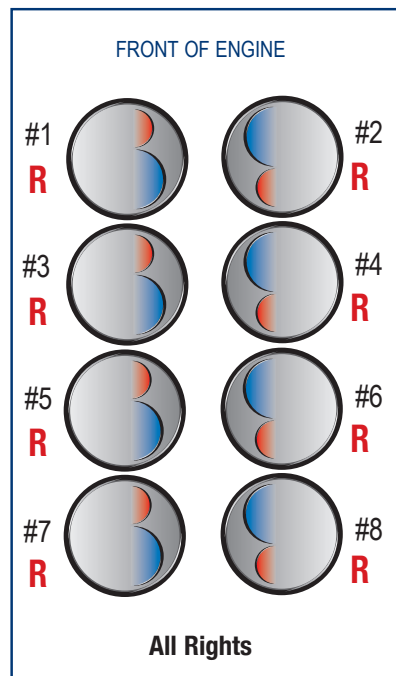
Other cylinder heads, such as those with the popular 18° valve angles, require special order pistons unless a specific catalog piston has been designed for them. REMEMBER, always check piston to cylinder head clearance during assembly as shown on the tech page of this catalog.

If you have questions regarding the head chamber details on your particular cylinder head JE suggests that you contact the cylinder head manufacturer directly.

Another critical area of importance when choosing a piston for the big block Chevy is block deck height and deck clearance. Standard deck height from GM is 9.800” however the GM truck blocks, as well as some aftermarket offerings, have a deck height of 10.200”. The “tall deck” block (10.200”) as it is commonly known, allows the use of longer stroke and longer rod combinations for increased displacement.

JE uses the 9.780” block deck height with zero deck clearance when computing compression heights for all of our big block Chevy pistons except where noted. Use the handy compression height calculator provided on the tech page of this catalog to determine the correct piston for your application.

WITH 3D MILLING





## BBC OPEN CHAMBER LIGHTWEIGHT FSR GP

### INCLUDES:

- Hollow Dome FSR Forging
- Lateral Gas Ports
- 990-2500-18-51C wrist pins
- Wire Locks
- 3D Undercrown Milling

The most advanced Big Block Chevy piston available! JE's engineering team created an entirely new FSR forging to provide unmatched strength and a significant reduction in weight compared to other designs. Each purpose built piston is manufactured from high strength 2618 alloy and is compatible with all open chamber cylinder heads.

**INCLUDES 3D MILLED UNDERCROWN**



**OPEN CHAMBER DOME**      Std Bore: 427/454 = 4.250, 502 BBC = 4.466      Ring package designed for: .043, .043, 3MM Rings

Part #	Cubic Inches	Bore Size	Stroke	Rod Length	Block Height	Comp. Distance	Head Cubic Centimeters			Dome Volume	Gram Weight	Footnote	Oversize	Ring Set Recommended	JE Pro Seal Head Gasket
							110cc	118cc	124cc						
							Compression Ratio								
330120	557	4.500	4.375	6.535	9.782	1.060	15.0	13.8	13.0	40.0	593	B,M	.034	JG7708-4500-5	GM1010-039**
330121	564	4.530	4.375	6.535	9.782	1.060	15.2	13.9	13.1	40.0		B,M	.064	JG7708-4530-5	GM1011-039**
330122	572	4.560	4.375	6.535	9.782	1.060	15.4	14.1	13.3	40.0	616	B	.094	JG7708-4560-5	GM1011-039**
330123	582	4.600	4.375	6.535	9.782	1.060	15.6	14.3	13.5	40.0	628	B	.134	JG7708-4600-5	GM1011-039**
330124	584	4.610	4.375	6.535	9.782	1.060	15.6	14.3	13.5	40.0	633	B	.144	JG7708-4610-5	
330125	588	4.625	4.375	6.535	9.782	1.060	15.7	14.4	13.6	40.0	639	B,M	.159	JG7708-4625-5	
330126	541	4.500	4.250	6.535	9.780	1.120	15.0	13.7	12.9	42.0	606	B,M	.034	JG7708-4500-5	GM1010-039**
330127	548	4.530	4.250	6.535	9.780	1.120	15.1	13.9	13.0	42.0	619	B,M	.064	JG7708-4530-5	GM1011-039**
330128	555	4.560	4.250	6.535	9.780	1.120	15.3	14.0	13.2	42.0	629	B	.094	JG7708-4560-5	GM1011-039**
330129	565	4.600	4.250	6.535	9.780	1.120	15.5	14.2	13.4	42.0	640	B	.134	JG7708-4600-5	GM1011-039**
330130	568	4.610	4.250	6.535	9.780	1.120	15.6	14.3	13.4	42.0	625	B	.144	JG7708-4610-5	
330131	571	4.625	4.250	6.535	9.780	1.120	15.7	14.3	13.5	42.0	651	B,M	.159	JG7708-4625-5	
330126	557	4.500	4.375	6.480	9.787	1.120	15.4	14.1	13.2	42.0	606	B,M	.034	JG7708-4500-5	GM1010-039**
330127	564	4.530	4.375	6.480	9.787	1.120	15.6	14.3	13.4	42.0	619	B,M	.064	JG7708-4530-5	GM1011-039**
330128	572	4.560	4.375	6.480	9.787	1.120	15.7	14.4	13.5	42.0	629	B	.094	JG7708-4560-5	GM1011-039**
330129	582	4.600	4.375	6.480	9.787	1.120	16.0	14.6	13.7	42.0	640	B	.134	JG7708-4600-5	GM1011-039**
330130	584	4.610	4.375	6.480	9.787	1.120	16.0	14.6	13.8	42.0	625	B	.144	JG7708-4610-5	
330131	588	4.625	4.375	6.480	9.787	1.120	16.1	14.7	13.9	42.0	651	B,M	.159	JG7708-4625-5	
330126	573	4.500	4.500	6.800	10.170	1.120	15.8	14.5	13.6	42.0	606	B,M	.034	JG7708-4500-5	GM1010-039**
330127	580	4.530	4.500	6.800	10.170	1.120	16.0	14.6	13.7	42.0	619	B,M	.064	JG7708-4530-5	GM1011-039**
330128	588	4.560	4.500	6.800	10.170	1.120	16.1	14.8	13.9	42.0	629	B	.094	JG7708-4560-5	GM1011-039**
330129	598	4.600	4.500	6.800	10.170	1.120	16.4	15.0	14.1	42.0	640	B	.134	JG7708-4600-5	GM1011-039**
330130	601	4.610	4.500	6.800	10.170	1.120	16.4	15.0	14.1	42.0	625	B	.144	JG7708-4610-5	
330131	605	4.625	4.500	6.800	10.170	1.120	16.5	15.1	14.2	42.0	651	B,M	.159	JG7708-4625-5	
330126	604	4.500	4.750	6.700	10.195	1.120	16.6	15.2	14.3	42.0	606	B,M	.034	JG7708-4500-5	GM1010-039**
330127	612	4.530	4.750	6.700	10.195	1.120	16.8	15.4	14.4	42.0	619	B,M	.064	JG7708-4530-5	GM1011-039**
330128	621	4.560	4.750	6.700	10.195	1.120	17.0	15.5	14.6	42.0	629	B	.094	JG7708-4560-5	GM1011-039**
330129	632	4.600	4.750	6.700	10.195	1.120	17.2	15.8	14.8	42.0	640	B	.134	JG7708-4600-5	GM1011-039**
330130	634	4.610	4.750	6.700	10.195	1.120	17.3	15.8	14.9	42.0	625	B	.144	JG7708-4610-5	
330131	638	4.625	4.750	6.700	10.195	1.120	17.4	15.9	14.9	42.0	651	B,M	.159	JG7708-4625-5	
330132	573	4.500	4.500	6.385	9.790	1.155	16.2	14.8	13.9	44.0	628	B,M	.034	JG7708-4500-5	GM1010-039**
330133	580	4.530	4.500	6.385	9.790	1.155	16.4	14.9	14.0	44.0		B,M	.064	JG7708-4530-5	GM1011-039**
330134	588	4.560	4.500	6.385	9.790	1.155	16.5	15.1	14.2	44.0		B	.094	JG7708-4560-5	GM1011-039**
330135	598	4.600	4.500	6.385	9.790	1.155	16.8	15.3	14.4	44.0	667	B	.134	JG7708-4600-5	GM1011-039**
330136	601	4.610	4.500	6.385	9.790	1.155	16.8	15.4	14.4	44.0		B	.144	JG7708-4610-5	
330137	605	4.625	4.500	6.385	9.790	1.155	16.9	15.4	14.5	44.0		B,M	.159	JG7708-4625-5	
330138	557	4.500	4.375	6.385	9.787	1.215	15.0	13.8	13.0	40.0	584	B,M	.034	JG7708-4500-5	GM1010-039**
330139	564	4.530	4.375	6.385	9.787	1.215	15.2	13.9	13.1	40.0	651	B,M	.064	JG7708-4530-5	GM1011-039**
330140	572	4.560	4.375	6.385	9.787	1.215	15.4	14.1	13.3	40.0	656	B	.094	JG7708-4560-5	GM1011-039**
330141	582	4.600	4.375	6.385	9.787	1.215	15.6	14.3	13.5	40.0	675	B	.134	JG7708-4600-5	GM1011-039**
330142	584	4.610	4.375	6.385	9.787	1.215	15.6	14.3	13.5	40.0	676	B	.144	JG7708-4610-5	
330143	588	4.625	4.375	6.385	9.787	1.215	15.7	14.4	13.6	40.0		B,M	.159	JG7708-4625-5	
330144	509	4.500	4.000	6.535	9.780	1.245	14.9	13.5	12.7	46.0	650	B,M	.034	JG7708-4500-5	GM1010-039**
330145	516	4.530	4.000	6.535	9.780	1.245	15.0	13.7	12.8	46.0	662	B,M	.064	JG7708-4530-5	GM1011-039**
330146	523	4.560	4.000	6.535	9.780	1.245	15.2	13.8	13.0	46.0	674	B	.094	JG7708-4560-5	GM1011-039**
330147	532	4.600	4.000	6.535	9.780	1.245	15.4	14.0	13.1	46.0	688	B	.134	JG7708-4600-5	GM1011-039**
330148	534	4.610	4.000	6.535	9.780	1.245	15.4	14.1	13.2	46.0	695	B	.144	JG7708-4610-5	
330149	538	4.625	4.000	6.535	9.780	1.245	15.5	14.1	13.3	46.0	694	B,M	.159	JG7708-4625-5	
330150	541	4.500	4.250	6.385	9.780	1.270	14.8	13.5	12.7	46.0	663	B,M	.034	JG7708-4500-5	GM1010-039**
330151	548	4.530	4.250	6.385	9.780	1.270	15.0	13.7	12.8	46.0	676	B,M	.064	JG7708-4530-5	GM1011-039**

\*\* Use GM1012-039 Gasket for Mark V & VI Blocks when using GM1009-039  
 \*\* Use GM1013-039 Gasket for Mark V & VI Blocks when using GM1010-039  
 \*\* Use GM1014-039 Gasket for Mark V & VI Blocks when using GM1011-039

FOOTNOTES: B = Oil Rail Support is Included, M = Made to Order



**BBC OPEN CHAMBER LIGHTWEIGHT FSR GP (CONTINUED)**

**OPEN CHAMBER DOME**      Std Bore: 427/454 = 4.250, 502 BBC = 4.466      Ring package designed for: .043, .043, 3MM Rings

Part #	Cubic Inches	Bore Size	Stroke	Rod Length	Block Height	Comp. Distance	Head Cubic Centimeters			Dome Volume	Gram Weight	Footnote	Oversize	Ring Set Recommended	JE Pro Seal Head Gasket
							110cc	118cc	124cc						
							Compression Ratio								
330152	555	4.560	4.250	6.385	9.780	1.270	15.2	13.8	13.0	46.0	680	B	.094	JG7708-4560-5	GM1011-039**
330153	565	4.600	4.250	6.385	9.780	1.270	15.4	14.0	13.1	46.0	700	B	.134	JG7708-4600-5	GM1011-039**
330154	568	4.610	4.250	3.858	9.780	1.270	15.4	14.1	13.2	46.0	700	B	.144	JG7708-4610-5	
330155	571	4.625	4.250	6.385	9.780	1.270	15.5	14.1	13.3	46.0	709	B,M	.159	JG7708-4625-5	
330150	541	4.500	4.250	6.800	10.195	1.270	14.8	13.5	12.7	46.0	663	B,M	.034	JG7708-4500-5	GM1010-039**
330151	548	4.530	4.250	6.800	10.195	1.270	15.0	13.7	12.8	46.0	676	B,M	.064	JG7708-4530-5	GM1011-039**
330152	555	4.560	4.250	6.800	10.195	1.270	15.2	13.8	13.0	46.0	680	B	.094	JG7708-4560-5	GM1011-039**
330153	565	4.600	4.250	6.800	10.195	1.270	15.4	14.0	13.1	46.0	700	B	.134	JG7708-4600-5	GM1011-039**
330154	568	4.610	4.250	6.800	10.195	1.270	15.4	14.1	13.2	46.0	700	B	.144	JG7708-4610-5	
330155	571	4.625	4.250	6.800	10.195	1.270	15.5	14.1	13.3	46.0	709	B,M	.159	JG7708-4625-5	
330156	557	4.500	4.375	6.535	9.780	1.060	16.8	15.2	14.2	49.0	607	B,M	.034	JG7708-4500-5	GM1010-039**
330157	564	4.530	4.375	6.535	9.780	1.060	17.0	15.4	14.4	49.0	633	B,M	.064	JG7708-4530-5	GM1011-039**
330158	572	4.560	4.375	6.535	9.780	1.060	17.2	15.5	14.5	49.0		B	.094	JG7708-4560-5	GM1011-039**
330159	582	4.600	4.375	6.535	9.780	1.060	17.4	15.8	14.7	49.0	644	B	.134	JG7708-4600-5	GM1011-039**
330160	584	4.610	4.375	6.535	9.780	1.060	17.5	15.8	14.8	49.0	647	B	.144	JG7708-4610-5	
330161	588	4.625	4.375	6.535	9.780	1.060	17.5	15.9	14.9	49.0	653	B,M	.159	JG7708-4625-5	
330156	588	4.500	4.625	6.800	10.173	1.060	17.7	16.0	15.0	49.0	607	B,M	.034	JG7708-4500-5	GM1010-039**
330157	596	4.530	4.625	6.800	10.173	1.060	17.9	16.2	15.1	49.0	633	B,M	.064	JG7708-4530-5	GM1011-039**
330158	604	4.560	4.625	6.800	10.173	1.060	18.1	16.4	15.3	49.0		B	.094	JG7708-4560-5	GM1011-039**
330159	615	4.600	4.625	6.800	10.173	1.060	18.3	16.6	15.5	49.0	644	B	.134	JG7708-4600-5	GM1011-039**
330160	618	4.610	4.625	6.800	10.173	1.060	18.4	16.7	15.6	49.0	647	B	.144	JG7708-4610-5	
330161	622	4.625	4.625	6.800	10.173	1.060	18.5	16.8	15.7	49.0	653	B,M	.159	JG7708-4625-5	
330162	541	4.500	4.250	6.535	9.780	1.120	16.3	14.8	13.8	49.0	627	B,M	.034	JG7708-4500-5	GM1010-039**
330163	548	4.530	4.250	6.535	9.780	1.120	16.5	15.0	14.0	49.0	632	B,M	.064	JG7708-4530-5	GM1011-039**
330164	555	4.560	4.250	6.535	9.780	1.120	16.7	15.1	14.1	49.0	642	B	.094	JG7708-4560-5	GM1011-039**
330165	565	4.600	4.250	6.535	9.780	1.120	16.9	15.3	14.4	49.0	657	B	.134	JG7708-4600-5	GM1011-039**
330166	568	4.610	4.250	6.535	9.780	1.120	17.0	15.4	14.4	49.0	663	B	.144	JG7708-4610-5	
330167	571	4.625	4.250	6.535	9.780	1.120	17.1	15.5	14.5	49.0	667	B,M	.159	JG7708-4625-5	
330162	557	4.500	4.375	6.480	9.787	1.120	16.8	15.2	14.2	49.0	627	B,M	.034	JG7708-4500-5	GM1010-039**
330163	564	4.530	4.375	6.480	9.787	1.120	17.0	15.4	14.4	49.0	632	B,M	.064	JG7708-4530-5	GM1011-039**
330164	572	4.560	4.375	6.480	9.787	1.120	17.2	15.5	14.5	49.0	642	B	.094	JG7708-4560-5	GM1011-039**
330165	582	4.600	4.375	6.480	9.787	1.120	17.4	15.8	14.7	49.0	657	B	.134	JG7708-4600-5	GM1011-039**
330166	584	4.610	4.375	6.480	9.787	1.120	17.5	15.8	14.8	49.0	663	B	.144	JG7708-4610-5	
330167	588	4.625	4.375	6.480	9.787	1.120	17.5	15.9	14.9	49.0	667	B,M	.159	JG7708-4625-5	
330162	573	4.500	4.500	6.800	10.170	1.120	17.2	15.6	14.6	49.0	627	B,M	.034	JG7708-4500-5	GM1010-039**
330163	580	4.530	4.500	6.800	10.170	1.120	17.4	15.8	14.8	49.0	632	B,M	.064	JG7708-4530-5	GM1011-039**
330164	588	4.560	4.500	6.800	10.170	1.120	17.6	16.0	14.9	49.0	642	B	.094	JG7708-4560-5	GM1011-039**
330165	598	4.600	4.500	6.800	10.170	1.120	17.9	16.2	15.1	49.0	657	B	.134	JG7708-4600-5	GM1011-039**
330166	601	4.610	4.500	6.800	10.170	1.120	17.9	16.2	15.2	49.0	663	B	.144	JG7708-4610-5	
330167	605	4.625	4.500	6.800	10.170	1.120	18.0	16.3	15.3	49.0	667	B,M	.159	JG7708-4625-5	
330162	604	4.500	4.750	6.700	10.195	1.120	18.1	16.4	15.4	49.0	627	B,M	.034	JG7708-4500-5	GM1010-039**
330163	612	4.530	4.750	6.700	10.195	1.120	18.3	16.6	15.5	49.0	632	B,M	.064	JG7708-4530-5	GM1011-039**
330164	621	4.560	4.750	6.700	10.195	1.120	18.5	16.8	15.7	49.0	642	B	.094	JG7708-4560-5	GM1011-039**
330165	632	4.600	4.750	6.700	10.195	1.120	18.8	17.0	15.9	49.0	657	B	.134	JG7708-4600-5	GM1011-039**
330166	634	4.610	4.750	6.700	10.195	1.120	18.9	17.1	16.0	49.0	663	B	.144	JG7708-4610-5	
330167	638	4.625	4.750	6.700	10.195	1.120	19.0	17.2	16.1	49.0	667	B,M	.159	JG7708-4625-5	
330168	557	4.500	4.375	6.385	9.780	1.215	16.8	15.2	14.2	49.0		B,M	.034	JG7708-4500-5	GM1010-039**
330169	564	4.530	4.375	6.385	9.780	1.215	17.0	15.4	14.4	49.0	665	B,M	.064	JG7708-4530-5	GM1011-039**
330170	572	4.560	4.375	6.385	9.780	1.215	17.2	15.5	14.5	49.0		B	.094	JG7708-4560-5	GM1011-039**
330171	582	4.600	4.375	6.385	9.780	1.215	17.4	15.8	14.7	49.0	682	B	.134	JG7708-4600-5	GM1011-039**
330172	584	4.610	4.375	6.385	9.780	1.215	17.5	15.8	14.8	49.0		B	.144	JG7708-4610-5	
330173	588	4.625	4.375	6.385	9.780	1.215	17.5	15.9	14.9	49.0	711	B,M	.159	JG7708-4625-5	
330174	541	4.500	4.250	6.385	9.780	1.270	16.3	14.8	13.8	49.0	677	B,M	.034	JG7708-4500-5	GM1010-039**
330175	548	4.530	4.250	6.385	9.780	1.270	16.5	15.0	14.0	49.0	679	B,M	.064	JG7708-4530-5	GM1011-039**
330176	555	4.560	4.250	6.385	9.780	1.270	16.7	15.1	14.1	49.0		B	.094	JG7708-4560-5	GM1011-039**
330177	565	4.600	4.250	6.385	9.780	1.270	16.9	15.3	14.4	49.0	703	B	.134	JG7708-4600-5	GM1011-039**
330178	568	4.610	4.250	6.385	9.780	1.270	17.0	15.4	14.4	49.0	704	B	.144	JG7708-4610-5	
330179	571	4.625	4.250	6.385	9.780	1.270	17.1	15.5	14.5	49.0	706	B,M	.159	JG7708-4625-5	

**CONTINUED ON NEXT PAGE >>**

**FOOTNOTES: B = Oil Rail Support is Included, M = Made to Order**

\*\* Use GM1012-039 Gasket for Mark V & VI Blocks when using GM1009-039  
 \*\* Use GM1013-039 Gasket for Mark V & VI Blocks when using GM1010-039  
 \*\* Use GM1014-039 Gasket for Mark V & VI Blocks when using GM1011-039

JE PISTONS



**BBC OPEN CHAMBER HOLLOW DOME GP (GAS PORTED) LIGHTWEIGHT (CONTINUED)**

**OPEN CHAMBER DOME**      Std Bore: 427/454 = 4.250, 502 BBC = 4.466      Ring package designed for: .043, .043, 3MM Rings

Part #	Cubic Inches	Bore Size	Stroke	Rod Length	Block Height	Comp. Distance	Head Cubic Centimeters			Dome Volume	Gram Weight	Footnote	Oversize	Ring Set Recommended	JE Pro Seal Head Gasket
							110cc	118cc	124cc						
							Compression Ratio								
330174	541	4.500	4.250	6.800	10.195	1.270	16.3	14.8	13.8	49.0	677	B,M	.034	JG7708-4500-5	GM1010-039**
330175	548	4.530	4.250	6.800	10.195	1.270	16.5	15.0	14.0	49.0	679	B,M	.064	JG7708-4530-5	GM1011-039**
330176	555	4.560	4.250	6.800	10.195	1.270	16.7	15.1	14.1	49.0		B	.094	JG7708-4560-5	GM1011-039**
330177	565	4.600	4.250	6.800	10.195	1.270	16.9	15.3	14.4	49.0	703	B	.134	JG7708-4600-5	GM1011-039**
330178	568	4.610	4.250	6.800	10.195	1.270	17.0	15.4	14.4	49.0	704	B	.144	JG7708-4610-5	
330179	571	4.625	4.250	6.800	10.195	1.270	17.1	15.5	14.5	49.0	706	B,M	.159	JG7708-4625-5	

**FOOTNOTES:** **B** = Oil Rail Support is Included, **M** = Made to Order      \*\* Use GM1012-039 Gasket for Mark V & VI Blocks when using GM1009-039  
 \*\* Use GM1013-039 Gasket for Mark V & VI Blocks when using GM1010-039  
 \*\* Use GM1014-039 Gasket for Mark V & VI Blocks when using GM1011-039

**BBC BLOWN ALCOHOL DOME**

- FEATURES:**
- Double Pin Oilers
  - Accumulator Grooves
- INCLUDES:**
- Pin #990-2930-20-52S (186g)
  - Double Spiro Locks #990-042-CS

Designed specifically for high boost blown alcohol drag racing. Valve reliefs accept oversized valves and are compatible with angle milled heads. Precision CNC machined ring grooves accept .017 Dykes, 1/16, 3/16 rings. Fits most popular Open Chamber cylinder heads. 0.200" wall thickness Tool Steel pins included. May be used with buttons (sold separately) in place of spiro locks. Pistons will yield .020" deck clearance at listed block height.



**454 BBC BLOWN ALCOHOL DOME**

**454 BBC BLOWN ALCOHOL SERIES**      Std Bore: 4.25      Ring package designed for: .017 Dykes, 1/16, 3/16 Rings

Part #	Cubic Inches	Bore Size	Stroke	Rod Length	Block Height	Comp. Distance	Head Cubic Centimeters			Dome Volume	Gram Weight	Footnote	Oversize	Ring Set Recommended	JE Pro Seal Head Gasket
							110cc	118cc	124cc						
							Compression Ratio								
297810	468	4.310	4.000	6.385	9.800	1.395	11.8	10.9	10.3	36.4	665	B,M	.060	J890F8-4310-5	GM1009-039**

**FOOTNOTES:** **B** = Oil Rail Support is Included, **M** = Made to Order      \*\* Use GM1012-039 Gasket for Mark V & VI Blocks

**502 BBC BLOWN ALCOHOL DOME**

**502 BBC BLOWN ALCOHOL SERIES**      Std Bore: 4.5      Ring package designed for: .017 Dykes, 1/16, 3/16 Rings

Part #	Cubic Inches	Bore Size	Stroke	Rod Length	Block Height	Comp. Distance	Head Cubic Centimeters			Dome Volume	Gram Weight	Footnote	Oversize	Ring Set Recommended	JE Pro Seal Head Gasket
							110cc	118cc	124cc						
							Compression Ratio								
296988	541	4.500	4.250	6.385	9.800	1.270	11.6	10.9	10.4	22.0	660	B	STD	J890F8-4500-5	GM1010-039**
296989	548	4.530	4.250	6.385	9.800	1.270	11.6	10.9	10.4	20.7	673	B	.030	J890F8-4530-5	GM1011-039**
297811	509	4.500	4.000	6.385	9.800	1.395	11.8	11.0	10.4	30.1	713	B	STD	J890F8-4500-5	GM1010-039**
297812	516	4.530	4.000	6.385	9.800	1.395	11.8	11.0	10.4	29.0	718	B	.030	J890F8-4530-5	GM1011-039**
297814	541	4.500	4.250	6.535	10.200	1.520	11.8	11.0	10.5	23.4	735		STD	J890F8-4500-5	GM1010-039**
297815	548	4.530	4.250	6.535	10.200	1.520	11.9	11.1	10.6	23.4	740	M	.030	J890F8-4530-5	GM1011-039**

**FOOTNOTES:** **B** = Oil Rail Support is Included, **M** = Made to Order      \*\* Use GM1012-039 Gasket for Mark V & VI Blocks when using GM1009-039  
 \*\* Use GM1013-039 Gasket for Mark V & VI Blocks when using GM1010-039  
 \*\* Use GM1014-039 Gasket for Mark V & VI Blocks when using GM1011-039



## BIG BLOCK FLAT TOP - STANDARD DECK BLOCK

### INCLUDES:

- Pin #990-2930-15-51S (150g) - 1.120" CD (Pin upgrade recommended above 800hp)
- Pin #990-2930-18-51S (174g) - 1.245" CD and above
- Double spiro locks (#990-042-CS)

These big block pistons are compatible with forced induction or nitrous (EXCEPT 1.120 CD). Valve reliefs will accommodate oversized valves and long duration, tight lobe separation cams. Compression Distance figured using 9.780" block height with zero deck clearance. Precision CNC machined ring grooves accept 1/16, 1/16, 3/16 rings. Will fit both open and closed chamber cylinder heads including angle milled versions



### BIG BLOCK FLAT TOP - STANDARD DECK BLOCK

**BIG BLOCK CHEVY FLAT TOP SERIES**      **Std Bore: 427/454 = 4.250, 502 BBC = 4.466**      **Ring package designed for: 1/16, 1/16, 3/16 Rings**

Part #	Cubic Inches	Bore Size	Stroke	Rod Length	Block Height	Comp. Distance	Head Cubic Centimeters			Dome Volume	Gram Weight	Footnote	Oversize	Ring Set Recommended	JE Pro Seal Head Gasket
							110cc	118cc	124cc						
							Compression Ratio								
338236	541	4.500	4.250	6.535	9.780	1.120	10.0	9.4	9.0	-3.0	569	M,B,U	.034	J100F8-4500-5	GM1010-039**
338237	548	4.530	4.250	6.535	9.780	1.120	10.1	9.5	9.1	-3.0	579	M,B,U	.064	J100F8-4530-5	GM1011-039**
338238	555	4.560	4.250	6.535	9.780	1.120	10.2	9.6	9.2	-3.0	592	M,B,U	.094	J100S8-4560-5	GM1011-039**
281959	565	4.600	4.250	6.535	9.780	1.120	10.3	9.7	9.3	-3.0	589	B,U	.134	J100U8-4600-5	GM1011-039**
281960	568	4.610	4.250	6.535	9.780	1.120	10.3	9.8	9.4	-3.0	590	M,B,U	.144	J100H8-4610-5	
281961	571	4.625	4.250	6.535	9.780	1.120	10.4	9.8	9.4	-3.0	597	M,B,U	.159	J100F8-4625-5	
257960	467	4.310	4.000	6.535	9.780	1.245	8.8	8.3	8.0	-3.0	560	M,B	.060	J100F8-4310-5	GM1009-039**
257961	509	4.500	4.000	6.535	9.780	1.245	9.5	9.0	8.6	-3.0	614	B	.034	J100F8-4500-5	GM1010-039**
257962	522	4.560	4.000	6.535	9.780	1.245	9.7	9.2	8.8	-3.0	634	B	.094	J100S8-4560-5	
257963	532	4.600	4.000	6.535	9.780	1.245	9.8	9.2	8.9	-3.0	637	B	.134	J100L8-4600-5	GM1011-039**
257964	496	4.310	4.250	6.385	9.780	1.270	9.2	8.7	8.4	-3.0	558	B	.060	J100F8-4310-5	GM1009-039**
257965	540	4.500	4.250	6.385	9.780	1.270	10.0	9.4	9.1	-3.0	617	B	.034	J100F8-4500-5	GM1010-039**
257966	548	4.530	4.250	6.385	9.780	1.270	10.1	9.6	9.2	-3.0	635	B	.064	J100F8-4530-5	GM1011-039**
257967	555	4.560	4.250	6.385	9.780	1.270	10.2	9.7	9.3	-3.0	643	B	.094	J100S8-4560-5	GM1011-039**
257968	565	4.600	4.250	6.385	9.780	1.270	10.3	9.7	9.3	-3.0	639	B	.134	J100L8-4600-5	GM1011-039**
282039	568	4.610	4.250	6.385	9.780	1.270	10.3	9.8	9.4	-3.0	648	B	.144	J100H8-4610-5	
282040	571	4.625	4.250	6.385	9.780	1.270	10.4	9.8	9.4	-3.0	654	B,M	.159	J100F8-4625-5	
257969	460	4.280	4.000	6.385	9.780	1.395	8.7	8.2	7.9	-3.0	574	M	.030	J100F8-4280-5	GM1009-039**
257970	467	4.310	4.000	6.385	9.780	1.395	8.8	8.3	8.0	-3.0	580	M	.060	J100F8-4310-5	GM1009-039**
257971	509	4.500	4.000	6.385	9.780	1.395	9.5	9.0	8.6	-3.0	637		.034	J100F8-4500-5	GM1010-039**
257972	516	4.530	4.000	6.385	9.780	1.395	9.6	9.1	8.7	-3.0	652		.064	J100F8-4530-5	GM1011-039**
257973	523	4.560	4.000	6.385	9.780	1.395	9.7	9.2	8.8	-3.0	670		.094	J100S8-4560-5	GM1011-039**
282042	532	4.600	4.000	6.385	9.780	1.395	9.7	9.2	8.9	-3.0	680		.134	J100S8-4600-5	GM1011-039**
282043	534	4.610	4.000	6.385	9.780	1.395	9.8	9.2	8.9	-3.0	682	M	.144	J100H8-4610-5	
282044	538	4.625	4.000	6.385	9.780	1.395	9.8	9.3	8.9	-3.0	687		.159	J100F8-4625-5	
257974	439	4.310	3.766	6.385	9.780	1.520	8.3	7.9	7.6	-3.0	611	M	.060	J100F8-4310-5	GM1009-039**
257975	479	4.500	3.766	6.385	9.780	1.520	9.0	8.5	8.2	-3.0	667		.034	J100F8-4500-5	GM1010-039**
257976	486	4.530	3.766	6.385	9.780	1.520	9.1	8.6	8.2	-3.0	681		.064	J100F8-4530-5	GM1011-039**
257977	489	4.280	4.250	6.135	9.780	1.520	9.1	8.6	8.3	-3.0	595		.030	J100F8-4280-5	GM1009-039**
257974	496	4.310	4.250	6.135	9.780	1.520	9.2	8.7	8.4	-3.0	611	M	.060	J100F8-4310-5	GM1009-039**
257975	540	4.500	4.250	6.135	9.780	1.520	10.0	9.4	9.1	-3.0	667		.034	J100F8-4500-5	GM1010-039**
257976	548	4.530	4.250	6.135	9.780	1.520	10.1	9.6	9.2	-3.0	681		.064	J100F8-4530-5	GM1011-039**
257978	555	4.560	4.250	6.135	9.780	1.520	10.2	9.7	9.3	-3.0	686	M	.094	J100S8-4560-5	GM1011-039**
257979	455	4.255	4.000	6.135	9.780	1.640	8.6	8.1	7.8	-3.0	605	M	.005	J100F8-4250-5	GM1009-039**
257980	460	4.280	4.000	6.135	9.780	1.640	8.7	8.2	7.9	-3.0	618		.030	J100F8-4280-5	GM1009-039**
257981	467	4.310	4.000	6.135	9.780	1.640	8.8	8.3	8.0	-3.0	631		.060	J100F8-4310-5	GM1009-039**
257983	501	4.466	4.000	6.135	9.780	1.645	9.3	8.8	8.4	-3.0	682	M	.000	J100S8-4470-5	GM1010-039**
257984	509	4.500	4.000	6.135	9.780	1.645	9.5	9.0	8.6	-3.0	696		.034	J100F8-4500-5	GM1010-039**
257985	515	4.530	4.000	6.135	9.780	1.645	9.6	9.1	8.7	-3.0	709		.064	J100F8-4530-5	GM1011-039**
257986	522	4.560	4.000	6.135	9.780	1.645	9.7	9.2	8.8	-3.0	714		.094	J100F8-4560-5	GM1011-039**
257987	433	4.280	3.766	6.135	9.780	1.765	8.2	7.8	7.5	-3.0	649	M	.030	J100F8-4280-5	GM1009-039**
257988	439	4.310	3.766	6.135	9.780	1.765	8.3	7.9	7.6	-3.0	659	M	.060	J100F8-4310-5	GM1009-039**
257989	441	4.320	3.766	6.135	9.780	1.765	8.3	7.9	7.6	-3.0	663	M	.070	J100F8-4320-5	GM1009-039**

**FOOTNOTES: B = Oil Rail Support is Included, M = Made to Order**

\*\* Use GM1012-039 Gasket for Mark V & VI Blocks when using GM1009-039  
 \*\* Use GM1013-039 Gasket for Mark V & VI Blocks when using GM1010-039  
 \*\* Use GM1014-039 Gasket for Mark V & VI Blocks when using GM1011-039



## BIG BLOCK FLAT TOP - TALL DECK BLOCK

**INCLUDES:**

- Pin #990-2930-15-51S (150g) - 1.120" CD  
(Pin upgrade recommended above 800hp)
- Pin #990-2930-18-51S (174g) - 1.245" CD and above
- Double Spiro Locks (#990-042-CS)

These big block pistons are compatible with forced induction or nitrous (EXCEPT 1.120 CD). Valve reliefs will accommodate oversized valves and long duration, tight lobe separation cams. Compression Height figured using either 10.180" or 10.195" block height with zero deck clearance. Precision CNC machined ring grooves accept 1/16, 1/16, 3/16 rings. Will fit both open and closed chamber cylinder heads, including angle milled versions.

**BIG BLOCK FLAT TOP -TALL DECK BLOCK SERIES**      Std Bore: 427/454 = 4.250, 502 BBC = 4.466      Ring package designed for: 1/16, 1/16, 3/16 Rings

Part #	Cubic Inches	Bore Size	Stroke	Rod Length	Block Height	Comp. Distance	Head Cubic Centimeters			Dome Volume	Gram Weight	Footnote	Oversize	Ring Set Recommended	JE Pro Seal Head Gasket
							110cc	118cc	124cc						
							Compression Ratio								
338236	604	4.500	4.750	6.700	10.195	1.120	11.1	10.4	10.0	-3.0	569	M,B	.034	J100F8-4500-5	GM1010-039**
338237	612	4.530	4.750	6.700	10.195	1.120	11.2	10.5	10.1	-3.0	579	M,B	.064	J100F8-4530-5	GM1011-039**
338238	621	4.560	4.750	6.700	10.195	1.120	11.3	10.6	10.2	-3.0	592	M,B	.094	J100S8-4560-5	GM1011-039**
281959	632	4.600	4.750	6.700	10.195	1.120	11.4	10.7	10.3	-3.0	589	B	.134	J100U8-4600-5	GM1011-039**
281960	634	4.610	4.750	6.700	10.195	1.120	11.4	10.8	10.4	-3.0	590	M,B	.144	J100H8-4610-5	
281961	638	4.625	4.750	6.700	10.195	1.120	11.5	10.8	10.4	-3.0	597	M,B	.159	J100F8-4625-5	
257960	525	4.310	4.500	6.700	10.195	1.245	9.7	9.2	8.8	-3.0	560	B	.060	J100F8-4310-5	GM1009-039**
257961	572	4.500	4.500	6.700	10.195	1.245	10.4	9.9	9.5	-3.0	614	B	.034	J100F8-4500-5	GM1010-039**
257962	588	4.560	4.500	6.700	10.195	1.245	10.7	10.1	9.7	-3.0	634	B,M	.094	J100S8-4560-5	GM1011-039**
257963	598	4.600	4.500	6.700	10.195	1.245	10.9	10.3	9.9	-3.0	637	B	.134	J100L8-4600-5	GM1011-039**
257969	518	4.280	4.500	6.535	10.180	1.395	9.6	9.1	8.7	-3.0	574	M	.030	J100F8-4280-5	GM1009-039**
257970	525	4.310	4.500	6.535	10.180	1.395	9.7	9.2	8.8	-3.0	580	M	.060	J100F8-4310-5	GM1009-039**
257971	572	4.500	4.500	6.535	10.180	1.395	10.4	9.9	9.5	-3.0	637		.034	J100F8-4500-5	GM1010-039**
257972	580	4.530	4.500	6.535	10.180	1.395	10.7	10.1	9.7	-3.0	652		.064	J100F8-4530-5	GM1011-039**
257973	587	4.560	4.500	6.535	10.180	1.395	10.8	10.2	9.8	-3.0	670		.094	J100S8-4560-5	GM1011-039**
282042	598	4.600	4.500	6.535	10.180	1.395	10.9	10.3	9.9	-3.0	680		.134	J100S8-4600-5	GM1011-039**
282043	601	4.610	4.500	6.535	10.180	1.395	10.9	10.3	9.9	-3.0	682	M	.144	J100H8-4610-5	
282044	605	4.625	4.500	6.535	10.180	1.395	11.0	10.4	9.9	-3.0	687		.159	J100F8-4625-5	
257977	489	4.280	4.250	6.535	10.180	1.520	9.1	8.6	8.3	-3.0	595		.030	J100F8-4280-5	GM1009-039**
257974	496	4.310	4.250	6.535	10.180	1.520	9.2	8.7	8.4	-3.0	611	M	.060	J100F8-4310-5	GM1009-039**
257975	541	4.500	4.250	6.535	10.180	1.520	9.9	9.4	9.0	-3.0	667		.034	J100F8-4500-5	GM1010-039**
257976	548	4.530	4.250	6.535	10.180	1.520	10.1	9.6	9.2	-3.0	681		.064	J100F8-4530-5	GM1011-039**
257978	555	4.560	4.250	6.535	10.180	1.520	10.2	9.7	9.3	-3.0	686	M	.094	J100S8-4560-5	

**FOOTNOTES: B = Oil Rail Support is Included, M = Made to Order**

\*\* Use GM1012-039 Gasket for Mark V & VI Blocks when using GM1009-039  
 \*\* Use GM1013-039 Gasket for Mark V & VI Blocks when using GM1010-039  
 \*\* Use GM1014-039 Gasket for Mark V & VI Blocks when using GM1011-039

## JE OFFERS A WIDE VARIETY OF BIG BLOCK CHEVY PISTONS AVAILABLE OFF-THE-SHELF

**DON'T SEE WHAT YOU NEED?  
 LET US CUSTOM MANUFACTURE A SET FOR YOUR ENGINE IN AS LITTLE AS 5 DAYS!**



## BIG BLOCK CHEVY INVERTED DOME

### INCLUDES:

- Pin #990-2930-18-51S (174g)
- Double Spiro Locks (#990-042-CS)

These big block pistons are compatible with forced induction, nitrous and angle milled heads. The inverted dome shape has been designed for maximum efficiency and horsepower. Valve reliefs will accommodate oversized valves and long duration, tight lobe separation cams. Compression Height figured using 9.780 block height with zero deck clearance. Precision CNC machined ring grooves accept 1/16, 1/16, 3/16 rings. Will fit both open and closed chamber cylinder heads.



JE PISTONS

**BIG BLOCK CHEVY INVERTED DOME SERIES**      **Std Bore: 427/454 = 4.250, 502 BBC = 4.466**      **Ring package designed for: 1/16, 1/16, 3/16 Rings**

Part #	Cubic Inches	Bore Size	Stroke	Rod Length	Block Height	Comp. Distance	Head Cubic Centimeters			Dome Volume	Gram Weight	Footnote	Oversize	Ring Set Recommended	JE Pro Seal Head Gasket
							110cc	118cc	124cc						
							Compression Ratio								
257942	540	4.500	4.250	6.385	9.780	1.270	8.8	8.4	8.1	-20.0	569	B	.034	J100F8-4500-5	GM1010-039**
257943	548	4.530	4.250	6.385	9.780	1.270	8.9	8.5	8.2	-20.0	581	B	.064	J100F8-4530-5	GM1011-039**
257944	555	4.560	4.250	6.385	9.780	1.270	9.0	8.6	8.3	-20.0	591	B	.094	J100S8-4560-5	GM1011-039**
257945	565	4.600	4.250	6.385	9.780	1.270	9.2	8.7	8.4	-20.0	608	B	.134	J100L8-4600-5	GM1011-039**
282058	568	4.610	4.250	6.385	9.780	1.270	9.2	8.8	8.5	-20.0	615	B	.144	J100H8-4610-5	
282059	571	4.625	4.250	6.385	9.780	1.270	9.3	8.8	8.5	-20.0	620	M,B	.159	J100F8-4625-5	
257946	467	4.310	4.000	6.385	9.780	1.395	8.0	7.6	7.4	-14.5	577	B	.060	J100F8-4310-5	GM1009-039**
257947	509	4.500	4.000	6.385	9.780	1.395	8.0	7.6	7.4	-28.0	591	B	.034	J100F8-4500-5	GM1010-039**
257948	516	4.530	4.000	6.385	9.780	1.395	8.1	7.7	7.5	-28.0	600	B	.064	J100F8-4530-5	GM1011-039**
257949	523	4.560	4.000	6.385	9.780	1.395	8.2	7.8	7.5	-28.0	610	B	.094	J100S8-4560-5	GM1011-039**
257950	532	4.600	4.000	6.385	9.780	1.395	8.3	7.9	7.7	-28.0	625	B	.134	J100L8-4600-5	GM1011-039**
281922	534	4.610	4.000	6.385	9.780	1.395	8.3	7.9	7.7	-28.0	633	M,B	.144	J100H8-4610-5	
281923	537	4.625	4.000	6.385	9.780	1.395	8.4	8.0	7.7	-28.0	634	M,B	.159	J100F8-4625-5	
257951	540	4.500	4.250	6.135	9.780	1.520	8.8	8.4	8.1	-20.0	626		.034	J100F8-4500-5	GM1010-039**
257953	548	4.530	4.250	6.135	9.780	1.520	8.9	8.5	8.2	-20.0	632	M	.064	J100F8-4530-5	GM1011-039**
257954	555	4.560	4.250	6.135	9.780	1.520	9.0	8.6	8.3	-20.0	645		.094	J100S8-4560-5	GM1011-039**
257955	565	4.600	4.250	6.135	9.780	1.520	9.2	8.8	8.5	-20.0	662	M	.134	J100L8-4600-5	GM1011-039**
257956	509	4.500	4.000	6.135	9.780	1.645	8.8	8.4	8.1	-11.5	661		.034	J100F8-4500-5	GM1010-039**
257957	515	4.530	4.000	6.135	9.780	1.645	8.9	8.5	8.2	-11.5	674		.064	J100F8-4530-5	GM1011-039**

**FOOTNOTES: B = Oil Rail Support is Included, M = Made to Order**

\*\* Use GM1012-039 Gasket for Mark V & VI Blocks when using GM1009-039  
 \*\* Use GM1013-039 Gasket for Mark V & VI Blocks when using GM1010-039  
 \*\* Use GM1014-039 Gasket for Mark V & VI Blocks when using GM1011-039

## BIG BLOCK TALL DECK INVERTED DOME

### INCLUDES:

- Pin #990-2930-18-51S (174g)
- Double Spiro Locks (#990-042-CS)

Same pistons as above with compression height figured using 10.180" "tall deck" height with zero deck clearance. Precision CNC machined ring grooves accept 1/16, 1/16, 3/16 rings.



**BIG BLOCK TALL DECK INVERTED DOME**  
**BIG BLOCK CHEVY INVERTED DOME SERIES**      **Std Bore: 427/454 = 4.250, 502 BBC = 4.466**      **Ring package designed for: 1/16, 1/16, 3/16 Rings**

Part #	Cubic Inches	Bore Size	Stroke	Rod Length	Block Height	Comp. Distance	Head Cubic Centimeters			Dome Volume	Gram Weight	Footnote	Oversize	Ring Set Recommended	JE Pro Seal Head Gasket
							110cc	118cc	124cc						
							Compression Ratio								
257946	525	4.310	4.500	6.535	10.180	1.395	9.0	8.6	8.2	-14.5	636	B	.060	J100F8-4310-5	GM1009-039**
257947	572	4.500	4.500	6.535	10.180	1.395	8.9	8.5	8.2	-28.0	612	B	.034	J100F8-4500-5	GM1010-039**
257948	580	4.530	4.500	6.535	10.180	1.395	9.0	8.6	8.3	-28.0	630	B	.064	J100F8-4530-5	GM1011-039**
257949	587	4.560	4.500	6.535	10.180	1.395	9.1	8.7	8.4	-28.0	627	B	.094	J100S8-4560-5	GM1011-039**
257950	598	4.600	4.500	6.535	10.180	1.395	9.2	8.8	8.5	-28.0	644	B	.134	J100L8-4600-5	GM1011-039**
281922	601	4.610	4.500	6.535	10.180	1.395	9.2	8.8	8.5	-28.0	633	M,B	.144	J100H8-4610-5	
281923	605	4.625	4.500	6.535	10.180	1.395	9.3	8.9	8.6	-28.0	634	M,B	.159	J100F8-4625-5	
257951	540	4.500	4.250	6.535	10.180	1.520	8.8	8.4	8.1	-20.0	626		.034	J100F8-4500-5	GM1010-039**
257953	548	4.530	4.250	6.535	10.180	1.520	9.0	8.6	8.3	-20.0	632	M	.064	J100F8-4530-5	GM1011-039**
257954	555	4.560	4.250	6.535	10.180	1.520	9.1	8.7	8.4	-20.0	645		.094	J100S8-4560-5	GM1011-039**
257955	565	4.600	4.250	6.535	10.180	1.520	9.2	8.8	8.5	-20.0	662	M	.134	J100L8-4600-5	GM1011-039**

**FOOTNOTES: B = Oil Rail Support is Included, M = Made to Order**

\*\* Use GM1012-039 Gasket for Mark V & VI Blocks when using GM1009-039  
 \*\* Use GM1013-039 Gasket for Mark V & VI Blocks when using GM1010-039  
 \*\* Use GM1014-039 Gasket for Mark V & VI Blocks when using GM1011-039



## B/B OPEN CHAMBER DOME - STD DECK BLOCK

**INCLUDES:**

- Pin #990-2930-18-51S (174g)
- Double Spiro Locks (#990-042-CS)

Same pistons as above with compression height figured using 10.180" "tall deck" height with zero deck clearance. Precision CNC machined ring grooves accept 1/16, 1/16, 3/16 rings.



### B/B OPEN CHAMBER DOME - STD DECK BLOCK

**OPEN CHAMBER DOME SERIES**      Std Bore: 427/454 = 4.250, 502 BBC = 4.466      Ring package designed for: 1/16, 1/16, 3/16 Rings

Part #	Cubic Inches	Bore Size	Stroke	Rod Length	Block Height	Comp. Distance	Head Cubic Centimeters			Dome Volume	Gram Weight	Footnote	Oversize	Ring Set Recommended	JE Pro Seal Head Gasket
							110cc	118cc	124cc						
							Compression Ratio								
258210	489	4.280	4.250	6.535	9.780	1.120	14.3	13.0	12.2	44.0	540	M,B	.030	J10008-4280-5	GM1009-039**
258211	496	4.310	4.250	6.535	9.780	1.120	14.5	13.2	12.3	44.0	525	B	.060	J10008-4310-5	GM1009-039**
258212	498	4.320	4.250	6.535	9.780	1.120	14.5	13.2	12.3	44.0	533	B	.070	J10008-4320-5	GM1009-039**
258213	505	4.350	4.250	6.535	9.780	1.120	14.7	13.4	12.5	44.0	544	M,B	.100	J10008-4350-5	GM1010-039**
258215	511	4.375	4.250	6.535	9.780	1.120	14.8	13.5	12.6	44.0	544	B	.125	J10008-4375-5	GM1010-039**
258216	541	4.500	4.250	6.535	9.780	1.120	14.8	13.5	12.7	40.0	585	B	.034	J10008-4500-5	GM1010-039**
258218	548	4.530	4.250	6.535	9.780	1.120	14.9	13.7	12.9	40.0	595	B	.064	J10008-4530-5	GM1011-039**
258219	555	4.560	4.250	6.535	9.780	1.120	15.1	13.8	13.0	40.0	583	B	.094	J10008-4560-5	GM1011-039**
258220	565	4.600	4.250	6.535	9.780	1.120	15.3	14.0	13.2	40.0	599	B	.134	J10008-4600-5	GM1011-039**
258222	571	4.625	4.250	6.535	9.780	1.120	15.3	14.0	13.2	40.0	605	B	.159	J10008-4625-5	
258228	460	4.280	4.000	6.535	9.780	1.245	13.8	12.6	11.8	46.0	575	M,B	.030	J10008-4280-5	GM1009-039**
258229	467	4.310	4.000	6.535	9.780	1.245	14.0	12.8	12.0	46.0	556	B	.060	J10008-4310-5	GM1009-039**
258230	469	4.320	4.000	6.535	9.780	1.245	14.1	12.8	12.0	46.0	563	B	.070	J10008-4320-5	GM1009-039**
258231	476	4.350	4.000	6.535	9.780	1.245	14.2	12.9	12.1	46.0	579	M,B	.100	J10008-4350-5	GM1010-039**
258232	481	4.375	4.000	6.535	9.780	1.245	14.4	13.1	12.2	46.0	579	B	.125	J10008-4375-5	GM1010-039**
258233	509	4.500	4.000	6.535	9.780	1.245	14.3	13.1	12.3	42.0	627	B	.034	J10008-4500-5	GM1010-039**
258234	516	4.530	4.000	6.535	9.780	1.245	14.5	13.2	12.4	42.0	637	B	.064	J10008-4530-5	GM1011-039**
258235	523	4.560	4.000	6.535	9.780	1.245	14.6	13.4	12.6	42.0	622	B	.094	J10008-4560-5	GM1011-039**
258236	532	4.600	4.000	6.535	9.780	1.245	14.8	13.6	12.8	42.0	634	B	.134	J10008-4600-5	GM1011-039**
258237	537	4.625	4.000	6.535	9.780	1.245	14.8	13.6	12.8	42.0	648	B	.159	J10008-4625-5	
258238	541	4.500	4.250	6.385	9.780	1.270	15.7	14.3	13.4	45.0	641	B	.034	J10008-4500-5	GM1010-039**
258239	548	4.530	4.250	6.385	9.780	1.270	15.9	14.5	13.6	45.0	650	B	.064	J10008-4530-5	GM1011-039**
258240	555	4.560	4.250	6.385	9.780	1.270	16.0	14.6	13.7	45.0	668	B	.094	J10008-4560-5	GM1011-039**
258241	565	4.600	4.250	6.385	9.780	1.270	16.2	14.8	13.9	45.0	678	B	.134	J10008-4600-5	GM1011-039**
258242	489	4.280	4.250	6.385	9.780	1.270	14.1	12.9	12.1	43.0	571	B	.030	J10008-4280-5	GM1009-039**
258243	496	4.310	4.250	6.385	9.780	1.270	14.3	13.0	12.2	43.0	558	B	.060	J10008-4310-5	GM1009-039**
258244	498	4.320	4.250	6.385	9.780	1.270	14.4	13.1	12.3	43.0	559	B	.070	J10008-4320-5	GM1009-039**
258245	505	4.350	4.250	6.385	9.780	1.270	14.5	13.2	12.4	43.0	578	B	.100	J10008-4350-5	GM1010-039**
258246	511	4.375	4.250	6.385	9.780	1.270	14.6	13.4	12.5	43.0	581	B	.125	J10008-4375-5	GM1010-039**
258247	541	4.500	4.250	6.385	9.780	1.270	14.3	13.1	12.4	37.0	618	B	.034	J10008-4500-5	GM1010-039**
258248	548	4.530	4.250	6.385	9.780	1.270	14.4	13.3	12.5	37.0	627	B	.064	J10008-4530-5	GM1011-039**
258249	555	4.560	4.250	6.385	9.780	1.270	14.6	13.4	12.7	37.0	615	B	.094	J10008-4560-5	GM1011-039**
258250	565	4.600	4.250	6.385	9.780	1.270	14.8	13.6	12.8	37.0	627	B	.134	J10008-4600-5	GM1011-039**
258251	571	4.625	4.250	6.385	9.780	1.270	14.8	13.6	12.8	37.0	638	B	.159	J10008-4625-5	
258252	460	4.280	4.000	6.385	9.780	1.395	12.9	11.8	11.1	40.0	589		.030	J10008-4280-5	GM1009-039**
258253	467	4.310	4.000	6.385	9.780	1.395	13.0	11.9	11.2	40.0	575		.060	J10008-4310-5	GM1009-039**
258254	481	4.375	4.000	6.385	9.780	1.395	13.3	12.2	11.5	40.0	602	M	.125	J10008-4375-5	GM1010-039**
258255	509	4.500	4.000	6.385	9.780	1.395	13.0	12.0	11.3	34.0	636		.034	J10008-4500-5	GM1010-039**
258256	460	4.280	4.000	6.385	9.780	1.395	14.0	12.7	11.9	47.0	610	M	.030	J10008-4280-5	GM1009-039**
258257	467	4.310	4.000	6.385	9.780	1.395	14.2	12.9	12.1	47.0	596		.060	J10008-4310-5	GM1009-039**
258258	469	4.320	4.000	6.385	9.780	1.395	14.3	13.0	12.2	47.0	594		.070	J10008-4320-5	GM1009-039**
258259	476	4.350	4.000	6.385	9.780	1.395	14.4	13.1	12.2	47.0	616	M	.100	J10008-4350-5	GM1010-039**
258260	481	4.375	4.000	6.385	9.780	1.395	14.5	13.2	12.3	47.0	622		.125	J10008-4375-5	GM1010-039**
258261	509	4.500	4.000	6.385	9.780	1.395	14.3	13.1	12.3	42.0	653		.034	J10008-4500-5	GM1010-039**
258262	516	4.530	4.000	6.385	9.780	1.395	14.4	13.2	12.4	42.0	665		.064	J10008-4530-5	GM1011-039**

**FOOTNOTES: B = Oil Rail Support is Included, M = Made to Order**

\*\* Use GM1012-039 Gasket for Mark V & VI Blocks when using GM1009-039  
 \*\* Use GM1013-039 Gasket for Mark V & VI Blocks when using GM1010-039  
 \*\* Use GM1014-039 Gasket for Mark V & VI Blocks when using GM1011-039

Highlighted part numbers are Nitrous Dome Series and include .180" wall pins

**CONTINUED ON NEXT PAGE >>**



### B/B OPEN CHAMBER DOME - STD DECK BLOCK (CONTINUED)

OPEN CHAMBER DOME SERIES																Std Bore: 427/454 = 4.250, 502 BBC = 4.466			Ring package designed for: 1/16, 1/16, 3/16 Rings		
Part #	Cubic Inches	Bore Size	Stroke	Rod Length	Block Height	Comp. Distance	Head Cubic Centimeters			Dome Volume	Gram Weight	Footnote	Oversize	Ring Set Recommended	JE Pro Seal Head Gasket						
							110cc	118cc	124cc							Compression Ratio					
258263	523	4.560	4.000	6.385	9.780	1.395	14.6	13.3	12.5	42.0	653		.094	J10008-4560-5	GM1011-039**						
258264	532	4.600	4.000	6.385	9.780	1.395	14.8	13.5	12.7	42.0	665		.134	J100U8-4600-5	GM1011-039**						
258265	537	4.625	4.000	6.385	9.780	1.395	14.8	13.6	12.8	42.0	674	M	.159	J10008-4625-5							
258266	496	4.310	4.250	6.135	9.780	1.520	14.3	13.0	12.2	43.0	610		.060	J10008-4310-5	GM1009-039**						
258267	498	4.320	4.250	6.135	9.780	1.520	14.4	13.1	12.3	43.0	641		.070	J10008-4320-5	GM1009-039**						
258268	505	4.350	4.250	6.135	9.780	1.520	14.5	13.2	12.4	43.0	625	M	.100	J10008-4350-5	GM1010-039**						
258269	511	4.375	4.250	6.135	9.780	1.520	14.6	13.3	12.5	43.0	631	M	.125	J10008-4375-5	GM1010-039**						
258270	541	4.500	4.250	6.135	9.780	1.520	14.3	13.1	12.4	37.0	662		.034	J10008-4500-5	GM1010-039**						
258271	548	4.530	4.250	6.135	9.780	1.520	14.4	13.3	12.5	37.0	670		.064	J10008-4530-5	GM1011-039**						
258273	565	4.600	4.250	6.135	9.780	1.520	14.8	13.6	12.8	37.0	675	M	.134	J100U8-4600-5	GM1011-039**						
258275	509	4.500	4.000	6.135	9.780	1.645	10.2	9.6	9.2	7.0	672		.034	J10008-4500-5	GM1010-039**						
258276	460	4.280	4.000	6.135	9.780	1.645	13.3	12.2	11.4	43.0	642	M	.030	J10008-4280-5	GM1009-039**						
258277	467	4.310	4.000	6.135	9.780	1.645	13.5	12.3	11.6	43.0	625	M	.060	J10008-4310-5	GM1009-039**						
258278	469	4.320	4.000	6.135	9.780	1.645	13.6	12.4	11.6	43.0	630	M	.070	J10008-4320-5	GM1009-039**						
258279	476	4.350	4.000	6.135	9.780	1.645	13.7	12.5	11.7	43.0	630	M	.100	J10008-4350-5	GM1010-039**						
258280	481	4.375	4.000	6.135	9.780	1.645	13.8	12.6	11.8	43.0	656	M	.125	J10008-4375-5	GM1010-039**						
258281	509	4.500	4.000	6.135	9.780	1.645	13.5	12.4	11.7	37.0	684	M	.034	J10008-4500-5	GM1010-039**						
258282	460	4.280	4.000	6.135	9.780	1.645	14.0	12.7	11.9	47.0	654	M	.030	J10008-4280-5	GM1009-039**						
258283	467	4.310	4.000	6.135	9.780	1.645	14.2	12.9	12.0	47.0	666	M	.060	J10008-4310-5	GM1009-039**						
258284	469	4.320	4.000	6.135	9.780	1.645	14.2	12.9	12.1	47.0	642	M	.070	J10008-4320-5	GM1009-039**						
258285	481	4.375	4.000	6.135	9.780	1.645	14.5	13.2	12.3	47.0	688	M	.125	J10008-4375-5	GM1010-039**						
258286	509	4.500	4.000	6.135	9.780	1.645	14.3	13.1	12.3	42.0	699	M	.034	J10008-4500-5	GM1010-039**						
258287	433	4.280	3.760	6.135	9.780	1.765	14.2	12.8	11.9	52.0	693	M	.030	J10008-4280-5	GM1009-039**						
258288	439	4.310	3.760	6.135	9.780	1.765	14.3	12.9	12.1	52.0	679	M	.060	J10008-4310-5	GM1009-039**						
258289	447	4.350	3.760	6.135	9.780	1.765	14.5	13.1	12.2	52.0	699	M	.100	J10008-4350-5	GM1010-039**						

FOOTNOTES: M = Made to Order

\*\* Use GM1012-039 Gasket for Mark V & VI Blocks when using GM1009-039  
 \*\* Use GM1013-039 Gasket for Mark V & VI Blocks when using GM1010-039  
 \*\* Use GM1014-039 Gasket for Mark V & VI Blocks when using GM1011-039

### B/B OPEN CHAMBER DOME - TALL DECK BLOCK

#### FEATURES

- Double Pin Oilers
- Accumulator Grooves

#### INCLUDES:

- Pin #990-2930-15-51S (150g)
- Double Spiro Locks #990-042-CS

These big block pistons are an excellent choice for drag race applications. Compression Height figured using either 10.180 or 10.195 block height with zero deck clearance. Dome pistons listed will not work with Edelbrock head #6045, 6040, 6055. Pistons for these heads are available by special order. Precision CNC machined ring grooves accept 1/16, 1/16, 3/16 rings. Pin upgrade recommended above 800hp.

### B/B OPEN CHAMBER DOME - TALL DECK BLOCK

OPEN CHAMBER DOME SERIES																Std Bore: 427/454 = 4.250, 502 BBC = 4.466			Ring package designed for: 1/16, 1/16, 3/16 Rings		
Part #	Cubic Inches	Bore Size	Stroke	Rod Length	Block Height	Comp. Distance	Head Cubic Centimeters			Dome Volume	Gram Weight	Footnote	Oversize	Ring Set Recommended	JE Pro Seal Head Gasket						
							110cc	118cc	124cc							Compression Ratio					
258210	547	4.280	4.750	6.700	10.195	1.120	15.7	14.3	13.4	44.0	540	M,B	.030	J10008-4280-5	GM1009-039**						
258211	554	4.310	4.750	6.700	10.195	1.120	15.9	14.5	13.6	44.0	525	B	.060	J10008-4310-5	GM1009-039**						
258212	557	4.320	4.750	6.700	10.195	1.120	15.9	14.5	13.6	44.0	533	B	.070	J10008-4320-5	GM1009-039**						
258213	565	4.350	4.750	6.700	10.195	1.120	16.2	14.8	13.8	44.0	544	M,B	.100	J10008-4350-5	GM1010-039**						
258215	571	4.375	4.750	6.700	10.195	1.120	16.3	14.9	14.0	44.0	544	B	.125	J10008-4375-5	GM1010-039**						
258216	604	4.500	4.750	6.700	10.195	1.120	16.4	15.0	14.1	40.0	585	B	.034	J10008-4500-5	GM1010-039**						
258218	612	4.530	4.750	6.700	10.195	1.120	16.6	15.2	14.3	40.0	595	B	.064	J10008-4530-5	GM1011-039**						
258219	621	4.560	4.750	6.700	10.195	1.120	16.8	15.4	14.4	40.0	583	B	.094	J10008-4560-5	GM1011-039**						
258220	632	4.600	4.750	6.700	10.195	1.120	17.1	15.6	14.7	40.0	599	B	.134	J100U8-4600-5	GM1011-039**						
258222	638	4.625	4.750	6.700	10.195	1.120	17.2	15.8	14.8	40.0	605	B	.159	J10008-4625-5							
258229	525	4.310	4.500	6.700	10.195	1.245	15.5	14.1	13.2	46.0	556	B	.060	J10008-4310-5	GM1009-039**						
258230	528	4.320	4.500	6.700	10.195	1.245	15.5	14.1	13.2	46.0	563	B	.070	J10008-4320-5	GM1009-039**						

FOOTNOTES: B = Oil Rail Support is Included, M = Made to Order

\*\* Use GM1012-039 Gasket for Mark V & VI Blocks when using GM1009-039  
 \*\* Use GM1013-039 Gasket for Mark V & VI Blocks when using GM1010-039  
 \*\* Use GM1014-039 Gasket for Mark V & VI Blocks when using GM1011-039

CONTINUED ON NEXT PAGE >>



**B/B OPEN CHAMBER DOME - TALL DECK BLOCK (CONTINUED)**

OPEN CHAMBER DOME SERIES							Std Bore: 427/454 = 4.250, 502 BBC = 4.466			Ring package designed for: 1/16, 1/16, 3/16 Rings					
Part #	Cubic Inches	Bore Size	Stroke	Rod Length	Block Height	Comp. Distance	Head Cubic Centimeters			Dome Volume	Gram Weight	Footnote	Oversize	Ring Set Recommended	JE Pro Seal Head Gasket
							110cc	118cc	124cc						
							Compression Ratio								
258231	535	4.350	4.500	6.700	10.195	1.245	15.7	14.3	13.4	46.0	579	M,B	.100	J10008-4350-5	GM1010-039**
258232	541	4.375	4.500	6.700	10.195	1.245	15.9	14.5	13.6	46.0	579	B	.125	J10008-4375-5	GM1010-039**
258233	572	4.500	4.500	6.700	10.195	1.245	15.8	14.5	13.6	42.0	627	B	.034	J10008-4500-5	GM1010-039**
258234	580	4.530	4.500	6.700	10.195	1.245	16.0	14.6	13.7	42.0	637	B	.064	J10008-4530-5	GM1011-039**
258235	588	4.560	4.500	6.700	10.195	1.245	16.1	14.8	13.9	42.0	622	B	.094	J10008-4560-5	GM1011-039**
258236	598	4.600	4.500	6.700	10.195	1.245	16.5	15.1	14.2	42.0	634	B	.134	J100U8-4600-5	GM1011-039**
258237	605	4.625	4.500	6.700	10.195	1.245	16.6	15.2	14.3	42.0	648	B	.159	J10008-4625-5	
258252	518	4.280	4.500	6.535	10.180	1.395	14.2	13.0	12.3	40.0	589		.030	J10008-4280-5	GM1009-039**
258253	525	4.310	4.500	6.535	10.180	1.395	14.4	13.2	12.4	40.0	575		.060	J10008-4310-5	GM1009-039**
258254	541	4.375	4.500	6.535	10.180	1.395	14.8	13.5	12.7	40.0	602	M	.125	J10008-4375-5	GM1010-039**
258255	572	4.500	4.500	6.535	10.180	1.395	14.6	13.5	12.7	34.0	636		.034	J10008-4500-5	GM1010-039**
258256	518	4.280	4.500	6.535	10.180	1.395	15.5	14.1	13.2	47.0	610	M	.030	J10008-4280-5	GM1009-039**
258257	525	4.310	4.500	6.535	10.180	1.395	15.6	14.2	13.3	47.0	596		.060	J10008-4310-5	GM1009-039**
258258	528	4.320	4.500	6.535	10.180	1.395	15.6	14.2	13.3	47.0	594		.070	J10008-4320-5	GM1009-039**
258259	535	4.350	4.500	6.535	10.180	1.395	16.0	14.5	13.6	47.0	616	M	.100	J10008-4350-5	GM1010-039**
258260	541	4.375	4.500	6.535	10.180	1.395	16.1	14.6	13.7	47.0	622		.125	J10008-4375-5	GM1010-039**
258261	572	4.500	4.500	6.535	10.180	1.395	15.8	14.5	13.6	42.0	653		.034	J10008-4500-5	GM1010-039**
258262	580	4.530	4.500	6.535	10.180	1.395	16.0	14.6	13.7	42.0	665		.064	J10008-4530-5	GM1011-039**
258263	587	4.560	4.500	6.535	10.180	1.395	16.3	14.9	14.0	42.0	653		.094	J10008-4560-5	GM1011-039**
258264	598	4.600	4.500	6.535	10.180	1.395	16.5	15.1	14.2	42.0	665		.134	J100U8-4600-5	GM1011-039**
258265	605	4.625	4.500	6.535	10.180	1.395	16.6	15.2	14.3	42.0	674	M	.159	J10008-4625-5	
258266	496	4.310	4.250	6.535	10.180	1.520	14.3	13.0	12.2	43.0	610		.060	J10008-4310-5	GM1009-039**
258267	498	4.320	4.250	6.535	10.180	1.520	14.4	13.1	12.3	43.0	641		.070	J10008-4320-5	GM1009-039**
258268	505	4.350	4.250	6.535	10.180	1.520	14.5	13.2	12.4	43.0	625	M	.100	J10008-4350-5	GM1010-039**
258269	511	4.375	4.250	6.535	10.180	1.520	14.6	13.3	12.5	43.0	631	M	.125	J10008-4375-5	GM1010-039**
258270	541	4.500	4.250	6.535	10.180	1.520	14.3	13.1	12.4	37.0	662		.034	J10008-4500-5	GM1010-039**
258271	548	4.530	4.250	6.535	10.180	1.520	14.4	13.3	12.5	37.0	670		.064	J10008-4530-5	GM1011-039**
258273	565	4.600	4.250	6.535	10.180	1.520	14.8	13.6	12.8	37.0	675	M	.134	J100U8-4600-5	GM1011-039**

**FOOTNOTES: B = Oil Rail Support is Included, M = Made to Order**

\*\* Use GM1012-039 Gasket for Mark V & VI Blocks when using GM1009-039  
 \*\* Use GM1013-039 Gasket for Mark V & VI Blocks when using GM1010-039  
 \*\* Use GM1014-039 Gasket for Mark V & VI Blocks when using GM1011-039

**B/B NITROUS SERIES DOME**

**FEATURES:**

- Double Pin Oilers
- Accumulator Grooves

**INCLUDES:**

- Pin #990-2930-18-51S (174g)
- Double Spiro Locks #990-042-C3

These big block pistons have ring lands designed specifically for nitrous applications. Valve reliefs are designed to accept oversized valves and long duration, wide lobe separation camshafts, they are also compatible with angle milled heads. Precision CNC machined ring grooves accept 1/16, 1/16, 3/16 rings. Fits open chamber cylinder heads. OPTIONAL HARDENED NITROUS SERIES RINGS AVAILABLE, USE PREFIX J820 IN PLACE OF J100.



**B/B NITROUS SERIES DOME**

502 SERIES							Std Bore: 4.466			Ring package designed for: 1/16, 1/16, 3/16 Rings					
Part #	Cubic Inches	Bore Size	Stroke	Rod Length	Block Height	Comp. Distance	Head Cubic Centimeters			Dome Volume	Gram Weight	Footnote	Oversize	Ring Set Recommended	JE Pro Seal Head Gasket
							110cc	118cc	124cc						
							Compression Ratio								
258238	540	4.500	4.250	6.385	9.780	1.270	15.5	14.2	13.3	45.0	641	B	.034	J10008-4500-5	GM1010-039**
258239	548	4.530	4.250	6.385	9.780	1.270	15.7	14.3	13.4	45.0	650	B	.064	J10008-4530-5	GM1011-039**
258240	555	4.560	4.250	6.385	9.780	1.270	15.9	14.5	13.6	45.0	668	B	.094	J10008-4560-5	GM1011-039**
258197	560	4.580	4.250	6.385	9.780	1.270	16.1	14.6	13.7	45.0	677	B	.114	J100F8-4580-5	GM1011-039**
258241	565	4.600	4.250	6.385	9.780	1.270	16.2	14.7	13.8	45.0	678	B	.134	J100U8-4600-5	GM1011-039**
258198	568	4.610	4.250	6.385	9.780	1.270	16.2	14.8	13.8	45.0	693	B	.144	J100H8-4610-5	
281920	571	4.625	4.250	6.385	9.780	1.270	16.3	14.8	13.9	45.0		B,M	.159	J100F8-4625-5	

**FOOTNOTES: B = Oil Rail Support is Included, M = Made to Order**

\*\* Use GM1012-039 Gasket for Mark V & VI Blocks when using GM1009-039  
 \*\* Use GM1013-039 Gasket for Mark V & VI Blocks when using GM1010-039  
 \*\* Use GM1014-039 Gasket for Mark V & VI Blocks when using GM1011-039

## NITROUS SERIES GP (GAS PORTED)

### FEATURES:

- Vertical and Lateral Gas Ports
- Contact Reduction Grooves

### INCLUDES:

- Pin #990-2930-18-51S (174g)
- Double Spiro Locks #990-042-CS

These Nitrous Series pistons are similar to the above series, vertical and lateral gas ports have been incorporated to optimize top ring seal and reduce friction. Ring grooves are machined to accept our series J860 "HNS" Hardened Nitrous Series rings with .043 back-cut top ring, 1/16 taper face second ring and 3/16 oil ring. Compression height calculated using 9.780", 9.800", or 10.177" deck height with zero deck clearance. Fits most open chamber cylinder heads. Part Number 258199 is designed for a decked block.



### NITROUS SERIES GP (GAS PORTED)

Part #	Cubic Inches	Bore Size	Stroke	Rod Length	Block Height	Comp. Distance	Head Cubic Centimeters			Dome Volume	Gram Weight	Footnote	Oversize	Ring Set Recommended	JE Pro Seal Head Gasket				
							110cc	118cc	124cc										
							Compression Ratio												
<b>502 SERIES</b>										<b>Std Bore: 4.466</b>					<b>Ring package designed for: .043 Back-cut, 1/16, 3/16 Rings</b>				
293083	565	4.600	4.250	6.535	9.780	1.120	13.6	12.6	11.9	29.9	617	B	.134	JG86L8-4600-5	GM1011-039**				
293084	568	4.610	4.250	6.535	9.780	1.120	13.6	12.6	11.9	29.5	619	B	.144	JG86L8-4610-5	GM1011-039**				
293085	571	4.625	4.250	6.535	9.780	1.120	13.6	12.6	11.9	28.9	623	B	.159	JG86F8-4625-5					
258199	565	4.600	4.250	6.385	9.780	1.270	16.0	14.6	13.7	44.0	704	B	.134	JG86L8-4600-5	GM1011-039**				
258200	560	4.580	4.250	6.385	9.800	1.290	15.9	14.5	13.6	44.0	700	B,M	.114	JG86F8-4580-5	GM1011-039**				
258201	565	4.600	4.250	6.385	9.800	1.290	16.0	14.6	13.7	44.0	710	B	.134	JG86L8-4600-5	GM1011-039**				
258202	568	4.610	4.250	6.385	9.800	1.290	16.1	14.7	13.8	44.0	715	B	.144	JG86L8-4610-5	GM1011-039**				
258200	577	4.580	4.375	6.700	10.177	1.290	16.2	14.8	13.9	44.0	700	B,M	.114	JG86F8-4580-5	GM1011-039**				
258201	582	4.600	4.375	6.700	10.177	1.290	16.3	14.9	14.0	44.0	710	B	.134	JG86L8-4600-5	GM1011-039**				
258202	584	4.610	4.375	6.700	10.177	1.290	16.4	15.0	14.0	44.0	715	B	.144	JG86L8-4610-5					

### DESIGNED FOR HEAD HUNTER SERIES CYLINDER HEAD WITH 2.400" INTAKE VALVES

Part #	Cubic Inches	Bore Size	Stroke	Rod Length	Block Height	Comp. Distance	Head Cubic Centimeters			Dome Volume	Gram Weight	Footnote	Oversize	Ring Set Recommended	JE Pro Seal Head Gasket									
							110cc	118cc	124cc															
							Compression Ratio																	
<b>502 SERIES</b>										<b>Std Bore: 4.466</b>					<b>Ring package designed for: .043 Back-cut, 1/16, 3/16 Rings</b>					<b>Designed for Head Hunter Series Cylinder head with 2.400" Intake Valves</b>				
312685	565	4.600	4.250	6.535	9.780	1.120	13.6	12.6	11.9	29.9	618	B,M	.134	JG86L8-4600-5	GM1011-039**									
312686	568	4.610	4.250	6.535	9.780	1.120	13.6	12.6	11.9	29.5	624	B,M	.144	JG86L8-4610-5	GM1011-039**									
312687	571	4.625	4.250	6.535	9.780	1.120	13.6	12.6	11.9	28.9	630	B,M	.159	JG86F8-4625-5										
312688	565	4.600	4.250	6.385	9.780	1.270	16.0	14.6	13.7	44.0	704	B,M	.134	JG86L8-4600-5	GM1011-039**									
312689	560	4.580	4.250	6.385	9.800	1.290	15.9	14.5	13.6	44.0	699	B,M	.114	JG86F8-4580-5	GM1011-039**									
312690	565	4.600	4.250	6.385	9.800	1.290	16.0	14.6	13.7	44.0	710	B,M	.134	JG86L8-4600-5	GM1011-039**									
312691	568	4.610	4.250	6.385	9.800	1.290	16.1	14.7	13.8	44.0	720	B,M	.144	JG86L8-4610-5	GM1011-039**									
312692	571	4.625	4.250	6.385	9.800	1.290	16.1	14.7	13.8	44.0	730	B,M	.159	JG86F8-4625-5										
312689	577	4.580	4.375	6.700	10.177	1.290	16.2	14.8	13.9	44.0	699	B,M	.114	JG86F8-4580-5	GM1011-039**									
312690	582	4.600	4.375	6.700	10.177	1.290	16.3	14.9	14.0	44.0	710	B,M	.134	JG86L8-4600-5	GM1011-039**									
312691	584	4.610	4.375	6.700	10.177	1.290	16.4	15.0	14.0	44.0	720	B,M	.144	JG86L8-4610-5	GM1011-039**									
312692	588	4.625	4.375	6.700	10.177	1.290	16.4	15.0	14.0	44.0	730	B,M	.159	JG86F8-4625-5										

\*\* Use GM1012-039 Gasket for Mark V & VI Blocks when using GM1009-039  
 \*\* Use GM1013-039 Gasket for Mark V & VI Blocks when using GM1010-039  
 \*\* Use GM1014-039 Gasket for Mark V & VI Blocks when using GM1011-039

**FOOTNOTES: B = Oil Rail Support is Included, M = Made to Order**

**CONTINUED ON NEXT PAGE >>**

## TOOLBOX - TECHNICAL TIPS

When ordering pistons, it may be a good idea to upgrade to a thicker wall or premium material wrist pin. Talk to your JE technical sales person or see pages 166-174 to find the best wrist pin for your application.



**NITROUS SERIES GP (GAS PORTED) CONTINUED**

632 SERIES		Std Bore: 4.466		Ring package designed for: .043 Back-cut, 1/16, 3/16 Rings											
Part #	Cubic Inches	Bore Size	Stroke	Rod Length	Block Height	Comp. Distance	Head Cubic Centimeters			Dome Volume	Gram Weight	Footnote	Oversize	Ring Set Recommended	JE Pro Seal Head Gasket
							110cc	118cc	124cc						
							Compression Ratio								
293083	632	4.600	4.750	6.700	10.195	1.120	15.1	14.0	13.2	29.9	617	B	.134	JG86L8-4600-5	GM1011-039**
293084	634	4.610	4.750	6.700	10.195	1.120	15.1	14.0	13.2	29.5	619	B	.144	JG86L8-4610-5	
293085	638	4.625	4.750	6.700	10.195	1.120	15.1	14.0	13.2	28.9	623	B	.159	JG86F8-4625-5	

**DESIGNED FOR HEAD HUNTER SERIES CYLINDER HEAD WITH 2.400" INTAKE VALVES**

632 SERIES		Std Bore: 4.466		Ring package designed for: .043 Back-cut, 1/16, 3/16 Rings											
Part #	Cubic Inches	Bore Size	Stroke	Rod Length	Block Height	Comp. Distance	Head Cubic Centimeters			Dome Volume	Gram Weight	Footnote	Oversize	Ring Set Recommended	JE Pro Seal Head Gasket
							110cc	118cc	124cc						
							Compression Ratio								
312685	632	4.600	4.750	6.700	10.195	1.120	15.1	14.0	13.2	29.9	612	B,M	.134	JG86L8-4600-5	GM1011-039**
312686	634	4.610	4.750	6.700	10.195	1.120	15.1	14.0	13.2	29.5	624	B,M	.144	JG86L8-4610-5	GM1011-039**
312687	638	4.625	4.750	6.700	10.195	1.120	15.1	14.0	13.2	28.9	630	B,M	.159	JG86F8-4625-5	

**FOOTNOTES: B = Oil Rail Support is Included, M = Made to Order**

\*\* Use GM1012-039 Gasket for Mark V & VI Blocks when using GM1009-039  
 \*\* Use GM1013-039 Gasket for Mark V & VI Blocks when using GM1010-039  
 \*\* Use GM1014-039 Gasket for Mark V & VI Blocks when using GM1011-039

**OPEN CHAMBER DOME GP (GAS PORTED)**

**FEATURES:**

- Double Pin Oilers

**INCLUDES:**

- Pin #990-2930-15-51S (150g)
- Double Spiro Locks #990-042-CS

These big block pistons are the top choice for drag race applications. Compression Height figured using 9.780 or 10.195 block height with zero deck clearance. Pistons will not work with Edelbrock #6045, 6040, 6055 heads. These pistons have vertical gas ports and backcut top rings and D-Wall second rings (.043, .043, 3mm) and a low tension oil ring. Pin upgrade recommended above 800hp.

OPEN CHAMBER SERIES		Std Bore: 4.466		Ring package designed for: .043, .043, 3.0mm Rings											
Part #	Cubic Inches	Bore Size	Stroke	Rod Length	Block Height	Comp. Distance	Head Cubic Centimeters			Dome Volume	Gram Weight	Footnote	Oversize	Ring Set Recommended	JE Pro Seal Head Gasket
							110cc	118cc	124cc						
							Compression Ratio								
243326	571	4.560	4.375	6.535	9.780	1.060	15.9	14.5	13.2	43.0	547	B	.094	JG7708-4560-5	GM1011-039**
243327	581	4.600	4.375	6.535	9.780	1.060	16.0	14.7	13.9	43.0	558	B	.134	JG7708-4600-5	GM1011-039**
243328	584	4.610	4.375	6.535	9.780	1.060	16.2	14.8	13.9	43.0	567	B	.144	JG7708-4610-5	GM1011-039**
243329	588	4.625	4.375	6.535	9.780	1.060	16.3	14.9	14.0	43.0	564	B,M	.159	JG7708-4625-5	
243326	604	4.560	4.625	6.800	10.173	1.060	16.8	15.3	14.4	43.0	547	B	.094	JG7708-4560-5	GM1011-039**
243327	615	4.600	4.625	6.800	10.173	1.060	17.0	15.5	14.6	43.0	558	B	.134	JG7708-4600-5	GM1011-039**
243328	618	4.610	4.625	6.800	10.173	1.060	17.1	15.6	14.6	43.0	567	B	.144	JG7708-4610-5	
243329	622	4.625	4.625	6.800	10.173	1.060	17.2	15.7	14.8	43.0	564	B,M	.159	JG7708-4625-5	
243330	555	4.560	4.250	6.535	9.780	1.120	16.0	14.6	13.7	46.0	574	B	.094	JG7708-4560-5	GM1011-039**
243331	565	4.600	4.250	6.535	9.780	1.120	16.3	14.8	13.9	46.0	590	B	.134	JG7708-4600-5	GM1011-039**
243332	567	4.610	4.250	6.535	9.780	1.120	16.3	14.9	14.0	46.0	590	B	.144	JG7708-4610-5	
243333	571	4.625	4.250	6.535	9.780	1.120	16.4	14.9	14.0	46.0	592	B,M	.159	JG7708-4625-5	
243330	621	4.560	4.750	6.700	10.195	1.120	17.8	16.2	15.2	46.0	574	B	.094	JG7708-4560-5	GM1011-039**
243331	632	4.600	4.750	6.700	10.195	1.120	18.1	16.5	15.4	46.0	590	B	.134	JG7708-4600-5	GM1011-039**
243332	634	4.610	4.750	6.700	10.195	1.120	18.2	16.5	15.5	46.0	590	B	.144	JG7708-4610-5	
243333	638	4.625	4.750	6.700	10.195	1.120	18.3	16.7	15.6	46.0	592	B,M	.159	JG7708-4625-5	

**FOOTNOTES: B = Oil Rail Support is Included, M = Made to Order**

\*\* Use GM1012-039 Gasket for Mark V & VI Blocks when using GM1009-039  
 \*\* Use GM1013-039 Gasket for Mark V & VI Blocks when using GM1010-039  
 \*\* Use GM1014-039 Gasket for Mark V & VI Blocks when using GM1011-039



## BIG BLOCK 427 APBA DOME

### FEATURES:

- Double Pin Oilers
- Accumulator Grooves

### INCLUDES:

- Pin #990-2930-15-51S (150g)
- Double Spiro Locks #990-042-CS

Designed specifically for use with APBA-approved Dart Pro-1 or GM cylinder heads, these pistons are laser engraved with the APBA logo and part number.

### BBC 427 APBA DART HEAD Std Bore: 4.250 Ring package designed for: 1/16, 1/16, 3/16 Rings

Part #	Cubic Inches	Bore Size	Stroke	Rod Length	Block Height	Comp. Distance	Head Cubic Centimeters			Dome Volume	Gram Weight	Footnote	Oversize	Ring Set Recommended	JE Pro Seal Head Gasket
							110cc	118cc	124cc						
							Compression Ratio								
262808	427	4.250	3.766	6.135	9.780	1.765	13.2	12.2	11.4	50.0	700	M	STD	J100F8-4250-5	GM1009-039**
262809	433	4.280	3.766	6.135	9.780	1.765	13.3	12.4	11.6	50.0	685	M	.030	J100F8-4280-5	GM1009-039**
265366	440	4.310	3.766	6.135	9.780	1.765	13.5	12.5	11.7	50.0	702		.060	J100F8-4310-5	GM1009-039**
302556		**	3.766	6.135	9.780	1.765				50.0					GM1009-039**

\*\* USE 302556 FOR ALL OTHER BORE SIZES FROM 4.250-4.310 (MADE TO ORDER)

### GM HEAD Std Bore: 4.250 Ring package designed for: 1/16, 1/16, 3/16 Rings

Part #	Cubic Inches	Bore Size	Stroke	Rod Length	Block Height	Comp. Distance	Head Cubic Centimeters			Dome Volume	Gram Weight	Footnote	Oversize	Ring Set Recommended	JE Pro Seal Head Gasket
							110cc	118cc	124cc						
							Compression Ratio								
267207	433	4.280	3.766	6.135	9.780	1.765	13.3	12.4	11.6	50.0	700	M	.030	J100F8-4280-5	GM1009-039**
267208	440	4.310	3.766	6.135	9.780	1.765	13.5	12.5	11.7	50.0	685	M	.060	J100F8-4310-5	GM1009-039**

\*\* Use GM1012-039 Gasket for Mark V & VI Blocks when using GM1009-039

\*\* Use GM1013-039 Gasket for Mark V & VI Blocks when using GM1010-039

\*\* Use GM1014-039 Gasket for Mark V & VI Blocks when using GM1011-039

## 396, 427, 454 CLOSED CHAMBER DOME SERIES

### FEATURES:

- Forced Pin Oiler with
- Annular Oil Reservoir

### INCLUDES:

- Pin #990-2930-15-51S (150g)
- Double Spiro Locks #990-042-CS

New high compression dome pistons designed specifically for closed chamber cylinder heads. Precision CNC machined ring grooves accept 1/16, 1/16, 3/16 rings



### 396 CLOSED CHAMBER DOME SERIES

#### 396 CLOSED CHAMBER Std Bore: 396 = 4.094, 402 = 4.125 Ring package designed for: 1/16, 1/16, 3/16 Rings

Part #	Cubic Inches	Bore Size	Stroke	Rod Length	Block Height	Comp. Distance	Head Cubic Centimeters			Dome Volume	Gram Weight	Footnote	Oversize	Ring Set Recommended	JE Pro Seal Head Gasket
							101cc	107cc	109cc						
							Compression Ratio								
258206	402	4.125	3.760	6.135	9.780	1.765	13.1	12.1	11.8	44.0	634		.031	J100F8-4125-5	
258207	409	4.155	3.760	6.135	9.780	1.765	13.5	12.4	12.1	44.0	649	M	.061	J100F8-4155-5	

### 427 CLOSED CHAMBER DOME SERIES

#### 427 CLOSED CHAMBER Std Bore: 4.250 Ring package designed for: 1/16, 1/16, 3/16 Rings

Part #	Cubic Inches	Bore Size	Stroke	Rod Length	Block Height	Comp. Distance	Head Cubic Centimeters			Dome Volume	Gram Weight	Footnote	Oversize	Ring Set Recommended	JE Pro Seal Head Gasket
							101cc	107cc	109cc						
							Compression Ratio								
258208	433	4.280	3.760	6.135	9.780	1.765	13.3	12.3	12.0	39.0	686	M	.030	J100F8-4280-5	GM1009-039
258209	439	4.310	3.760	6.135	9.780	1.765	13.4	12.5	12.2	39.0	695		.060	J100F8-4310-5	GM1009-039

\*\* Use GM1012-039 Gasket for Mark V & VI Blocks

### 454 CLOSED CHAMBER DOME SERIES

#### 454 CLOSED CHAMBER Std Bore: 4.250 Ring package designed for: 1/16, 1/16, 3/16 Rings

Part #	Cubic Inches	Bore Size	Stroke	Rod Length	Block Height	Comp. Distance	Head Cubic Centimeters			Dome Volume	Gram Weight	Footnote	Oversize	Ring Set Recommended	JE Pro Seal Head Gasket
							101cc	107cc	109cc						
							Compression Ratio								
258204	460	4.280	4.000	6.135	9.780	1.645	13.1	12.2	11.9	33.0	645		.030	J100F8-4280-5	GM1009-039
258205	466	4.310	4.000	6.135	9.780	1.645	13.2	12.4	12.1	33.0	658		.060	J100F8-4310-5	GM1009-039

\*\* Use GM1012-039 Gasket for Mark V & VI Blocks



## **BIG DUKE / BIG CHIEF GP 18°**

### FEATURES:

- Vertical Gas Ports
- Forced Pin Oiler w/ Annular Oil Reservoir

### INCLUDES:

- Pin #990-2930-15-51S (150g)
- Double Spiro Locks #990-042-CS

### NITROUS SERIES INCLUDES:

- Vertical AND Lateral Gas Ports
- Pin #990-2930-15-51S (150g)
- Double Spiro Locks #990-042 CS



JE PISTONS

18° BIG CHIEF / BIG DUKE		Std Bore: 4.250 (427/454), 4.466 (502)					Ring package designed for: .043 D-WALL, 1/16, 3/16 Rings										
Part #	Cubic Inches	Bore Size	Stroke	Rod Length	Block Height	Comp. Distance	Head Cubic Centimeters			Dome Volume	Gram Weight	Footnote	Oversize	Ring Set Recommended	JE Pro Seal Head Gasket		
							82cc	87cc	97cc								
							Compression Ratio										
170668	555	4.560	4.250	6.535	9.780	1.120	15.1	14.3	12.9	13.0	584	B,M	.094	J20008-4560-5	GM1011-039**		
170669	565	4.600	4.250	6.535	9.780	1.120	15.3	14.5	13.1	13.0	598	B	.134	J200U8-4600-5	GM1011-039**		
218585	565	4.600	4.250	6.535	9.780	1.120	16.7	15.7	14.1	20.0	605	B,M	.134	J200U8-4600-5	GM1011-039**		
170668	621	4.560	4.750	6.700	10.195	1.120	16.8	15.9	14.3	13.0	584	B,M	.094	J20008-4560-5	GM1011-039**		
170669	632	4.600	4.750	6.700	10.195	1.120	17.0	16.1	14.5	13.0	598	B	.134	J200U8-4600-5	GM1011-039**		
218585	632	4.600	4.750	6.700	10.195	1.120	18.6	17.5	15.6	20.0	605	B,M	.134	J200U8-4600-5	GM1011-039**		
170671	548	4.530	4.250	6.385	9.780	1.270	15.1	14.2	12.9	13.0	610	B,M	.064	J20008-4530-5	GM1011-039**		
170672	555	4.560	4.250	6.385	9.780	1.270	15.1	14.3	12.9	13.0	625	B,M	.094	J20008-4560-5	GM1011-039**		
170673	565	4.600	4.250	6.385	9.780	1.270	15.3	14.5	13.1	13.0	641	B,M	.134	J200U8-4600-5	GM1011-039**		

18° BIG CHIEF/BIG DUKE		Std Bore: 4.250 (427/454), 4.466 (502)					Ring package designed for: .043 BACKCUT, .043 D-WALL, 3.0MM Rings										
Part #	Cubic Inches	Bore Size	Stroke	Rod Length	Block Height	Comp. Distance	Head Cubic Centimeters			Dome Volume	Gram Weight	Footnote	Oversize	Ring Set Recommended	JE Pro Seal Head Gasket		
							82cc	87cc	97cc								
							Compression Ratio										
243313	565	4.600	4.375	6.535	9.780	1.060	16.8	15.8	14.2	18.0	585	B,M	.134	JG7708-4600-5	GM1011-039**		
243314	568	4.610	4.375	6.535	9.780	1.060	16.8	15.8	14.2	18.0	577	B,M	.144	JG7708-4610-5	GM1011-039**		
243315	565	4.600	4.250	6.535	9.780	1.120	16.7	15.7	14.1	20.0	602	B,M	.134	JG7708-4600-5	GM1011-039**		
243316	568	4.610	4.250	6.535	9.780	1.120	16.8	15.8	14.1	20.0	617	B	.144	JG7708-4610-5	GM1011-039**		
243315	632	4.600	4.750	6.700	10.195	1.120	18.6	17.5	15.6	20.0	602	B,M	.134	JG7708-4600-5	GM1011-039**		
243316	634	4.610	4.750	6.700	10.195	1.120	18.7	17.6	15.7	20.0	617	B	.144	JG7708-4610-5	GM1011-039**		

18° BIG CHIEF/BIG DUKE NITROUS SERIES		Std Bore: 4.250 (427/454), 4.466 (502)					Ring package designed for: .043 BACKCUT, 1/16, 3/16 Rings										
Part #	Cubic Inches	Bore Size	Stroke	Rod Length	Block Height	Comp. Distance	Head Cubic Centimeters			Dome Volume	Gram Weight	Footnote	Oversize	Ring Set Recommended	JE Pro Seal Head Gasket		
							82cc	87cc	97cc								
							Compression Ratio										
243317	555	4.560	4.250	6.535	9.780	1.120	15.1	14.3	12.9	13.0	580	B,M	.094	JG8608-4560-5	GM1011-039**		
243318	565	4.600	4.250	6.535	9.780	1.120	15.3	14.5	13.1	13.0	619	B	.134	JG86L8-4600-5	GM1011-039**		
243319	568	4.610	4.250	6.535	9.780	1.120	15.4	14.6	13.2	13.0	621	B	.144	JG86L8-4610-5	GM1011-039**		
243321	565	4.600	4.250	6.535	9.780	1.120	16.7	15.7	14.1	20.0	632	B	.134	JG86L8-4600-5	GM1011-039**		
243322	568	4.610	4.250	6.535	9.780	1.120	16.8	15.8	14.1	20.0	629	B,M	.144	JG86L8-4610-5	GM1011-039**		
243317	621	4.560	4.750	6.700	10.195	1.120	16.8	15.9	14.3	13.0	580	B,M	.094	JG8608-4560-5	GM1011-039**		
243318	632	4.600	4.750	6.700	10.195	1.120	17.0	16.1	14.5	13.0	619	B	.134	JG86L8-4600-5	GM1011-039**		
243319	634	4.610	4.750	6.700	10.195	1.120	17.1	16.2	14.6	13.0	621	B	.144	JG86L8-4610-5	GM1011-039**		
243321	632	4.600	4.750	6.700	10.195	1.120	18.6	17.5	15.6	20.0	632	B	.134	JG86L8-4600-5	GM1011-039**		
243322	634	4.610	4.750	6.700	10.195	1.120	18.7	17.6	15.7	20.0	629	B,M	.144	JG86L8-4610-5	GM1011-039**		
243323	555	4.560	4.250	6.385	9.780	1.270	15.1	14.3	12.9	13.0	640	B,M	.094	JG8608-4560-5	GM1011-039**		
243324	565	4.600	4.250	6.385	9.780	1.270	15.3	14.5	13.1	13.0	654	B,M	.134	JG86L8-4600-5	GM1011-039**		
243325	568	4.610	4.250	6.385	9.780	1.270	15.4	14.6	13.2	13.0	659	B,M	.144	JG86L8-4610-5	GM1011-039**		

\*\* Use GM1014-039 Gasket for Mark V & VI Blocks

## **PRO MOD STYLE GP 18°**

### FEATURES:

- Vertical and Lateral Gas Ports for Maximum Top Ring Seal

### INCLUDES:

- Pin #990-2930-18-51S (174g)
- Double Spiro Locks #990-042-CS

Designed for Pro Mod style engines, these pistons are specifically designed for nitrous applications. The precision CNC machined rings grooves are designed for .043 back cut, 1/16, 3/16 rings. Compression heights figured at zero deck clearance with listed block height. These pistons will only fit Big Chief cylinder heads.

PRO MOD STYLE		Std Bore: 4.250 (427/454), 4.466 (502)					Ring package designed for: .043 BACKCUT, 1/16, 3/16 Rings										
Part #	Cubic Inches	Bore Size	Stroke	Rod Length	Block Height	Comp. Distance	Head Cubic Centimeters			Dome Volume	Gram Weight	Footnote	Oversize	Ring Set Recommended	JE Pro Seal Head Gasket		
							82cc	87cc	97cc								
							Compression Ratio										
194964	565	4.600	4.250	6.535	9.800	1.140	15.3	14.5	13.1	13.0	631	B	.134	JG86L8-4600-5	GM1011-039**		
194909	565	4.600	4.250	6.385	9.790	1.280	15.3	14.5	13.1	13.0	667	M,B	.134	JG86L8-4600-5	GM1011-039**		
194910	568	4.610	4.250	6.385	9.790	1.280	15.4	14.6	13.2	13.0	665	M,B	.144	JG86L8-4610-5	GM1011-039**		

\*\* Use GM1014-039 Gasket for Mark V & VI Blocks

## 12° / 14° 632 FLAT TOP

### FEATURES:

- Double Forced Pin Oilers
- Accumulator Grooves
- Vertical Gas Ports for Maximum Top Ring Seal

### INCLUDES:

- Pin #990-2930-18-51S (174g)
- Double Spiro Locks #990-042-CS
- Rail Supports #4600-203

Specifically designed for Naturally Aspirated 632 engines to fit the following cylinder heads: **12° Raptor, 12° Pro-Filer, Dart Big Chief 14° (program #'s 3815 & 384), Sonny Tru Pro 14.5°, and Brodix PB1200.** Precision CNC machined ring grooves are designed for .043 back cut top rings, .043 D-wall 2nd rings, and 3.0mm oil rings. Compression distance and compression ratio calculated with zero deck clearance at listed block height.



### 12° / 14° 632 FLAT TOP SERIES      Std Bore: Aftermarket Race Block 4.600      Ring package designed for: .043 BACKCUT, .043 D-wall, 3.0mm Rings

Part #	Cubic Inches	Bore Size	Stroke	Rod Length	Block Height	Comp. Distance	Head Cubic Centimeters			Dome Volume	Gram Weight	Footnote	Oversize	Ring Set Recommended	JE Pro Seal Head Gasket
							65cc	70cc	77cc						
							Compression Ratio								
293518	632	4.600	4.750	6.660	10.175	1.140	16.4	15.5	14.5	-7.3	582	B,M	STD	JG73U8-4600-5	GM1011-039**
293519	634	4.610	4.750	6.660	10.175	1.140	16.5	15.6	14.5	-7.3	585	B,M	.010	JG73F8-4610-5	GM1011-039**
293520	638	4.625	4.750	6.660	10.175	1.140	16.5	15.7	14.6	-7.3	590	B,M	.025	JG73S8-4625-5	GM1011-039**
353418	632	4.600	4.750	6.700	10.195	1.120	16.4	15.5	14.5	-7.3		M	STD	JG86F8-4600-5	GM1011-039**
353419	634	4.610	4.750	6.700	10.195	1.120	16.5	15.6	14.5	-7.3		M	.010	JG86H8-4610-5	GM1011-039**
353420	638	4.625	4.750	6.700	10.195	1.120	16.5	15.7	14.6	-7.3		M	.025	JG86F8-4625-5	GM1011-039**
353418	582	4.600	4.375	6.480	9.788	1.120	15.2	14.5	13.6	-7.3		M	STD	JG86F8-4600-5	GM1011-039**
353419	584	4.610	4.375	6.480	9.788	1.120	15.3	14.5	13.6	-7.3		M	.010	JG86H8-4610-5	GM1011-039**
353420	588	4.625	4.375	6.480	9.788	1.120	15.4	14.6	13.7	-7.3		M	.025	JG86F8-4625-5	GM1011-039**

FOOTNOTES: **B** = Oil Rail Support is Included, **M** = Made to Order

\*\* Use GM1014-039 Gasket for Mark V & VI Blocks

## 12° / 14° 632 NITROUS SERIES FLAT TOP

### FEATURES:

- DOUBLE FORCED PIN OILERS
- ACCUMULATOR GROOVES
- VERTICAL GAS PORTS FOR MAXIMUM TOP RING SEAL

### INCLUDES:

- PIN #990-2930-18-51S (174g)
- DOUBLE SPIRO LOCKS #990-042-CS
- RAIL SUPPORTS #4600-203

Specifically designed for Nitrous-fed 632 engines using aluminum rods. Valve reliefs fit the following cylinder heads: **12° Raptor, 12° Pro-Filer, Dart Big Chief 14° (program #'s 3815 & 384), Sonny Tru-Pro 14.5°, and Brodix PB1200.** Precision CNC machined ring grooves are designed for .043 back-cut top rings, .043 D-wall 2nd rings, and 3/16 oil rings

JE Pro Seal

### 12° / 14° 632 NITROUS SERIES      Std Bore: Aftermarket Race Block 4.600      Ring package designed for: .043 BACKCUT, .043 D-wall, 3/16" Rings

Part #	Cubic Inches	Bore Size	Stroke	Rod Length	Block Height	Comp. Distance	Head Cubic Centimeters			Dome Volume	Gram Weight	Footnote	Oversize	Ring Set Recommended	
							65cc	70cc	77cc						
							Compression Ratio								
293518	632	4.600	4.750	6.660	10.175	1.140	16.4	15.5	14.5	-7.3	582	B,M	STD	JG73U8-4600-5	GM1011-039**
293519	634	4.610	4.750	6.660	10.175	1.140	16.5	15.6	14.5	-7.3	585	B,M	.010	JG73F8-4610-5	GM1011-039**
293520	638	4.625	4.750	6.660	10.175	1.140	16.5	15.7	14.6	-7.3	590	B,M	.025	JG73S8-4625-5	GM1011-039**
353418	632	4.600	4.750	6.700	10.195	1.120	16.4	15.5	14.5	-7.3		M	STD	JG73U8-4600-5	GM1011-039**
353419	634	4.610	4.750	6.700	10.195	1.120	16.5	15.6	14.5	-7.3		M	.010	JG73F8-4610-5	GM1011-039**
353420	638	4.625	4.750	6.700	10.195	1.120	16.5	15.7	14.6	-7.3		M	.025	JG73S8-4625-5	GM1011-039**
353418	582	4.600	4.375	6.480	9.788	1.120	15.2	14.5	13.6	-7.3		M	STD	JG73U8-4600-5	GM1011-039**
353419	584	4.610	4.375	6.480	9.788	1.120	15.3	14.5	13.6	-7.3		M	.010	JG73F8-4610-5	GM1011-039**
353420	588	4.625	4.375	6.480	9.788	1.120	15.4	14.6	13.7	-7.3		M	.025	JG73S8-4625-5	GM1011-039**

FOOTNOTES: **B** = Oil Rail Support is Included, **M** = Made to Order

\*\* Use GM1014-039 Gasket for Mark V & VI Blocks



# FORD

## FORD

JE shelf Pistons for the 302/351 Small Block Ford engines are designed to suit most Ford Factory as well as aftermarket cylinder heads with a few notable exceptions. All Ford Cleveland style "canted valve" heads, Brodix models BF200 and BF300, Chapman SC1 and all TFS "Twisted Wedge" heads require custom pistons unless the JE part is specifically noted to suit that application. JE does offer some shelf pistons specifically designed for the Twisted Wedge style heads. These are designated the "Twisted Series" pistons and are listed along with the standard models where they are available.

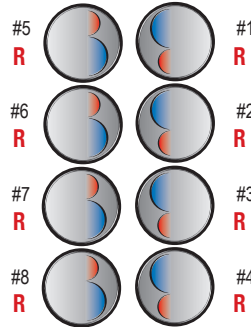
Big Block Ford engines are separated into two categories to determine piston to cylinder head compatibility. First are the early FE styles that include the 390, 406 HP, 410 Mercury, 427 and 428 Standard, 428CJ and the 428 SCJ (427 SOHC heads require custom pistons). Second are the later style 429/460 heads (SVO A, C, E, 460SCJ and Boss 429 heads all require custom pistons). All JE Big Block Ford shelf pistons are designed to work with most other factory and aftermarket heads.

If you have questions regarding the head chamber details on your particular cylinder head JE suggests that you contact the cylinder head manufacturer directly. Always physically check the proper clearances as explained in the notes and diagrams below.

Due to the many different cylinder block deck heights within the small block Ford group of engines we have provided a block deck height chart below for some of the most popular combinations.

### SMALL BLOCK & 460 ENGINE

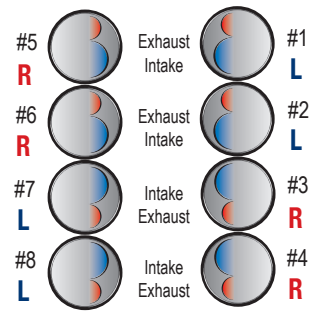
#### Front of Engine



All Rights

### BIG BLOCK FE ENGINE

#### Front of Engine



Lefts & Rights

### SMALL BLOCK FORD DECK HEIGHTS

4.6L, 5.0L, and 5.2L Modular	8.937"
5.4L Modular	10.079"
289-302 Factory	8.200"
302 Aftermarket	8.200"/8.700"
351 Cleveland Factory	9.200"
351 Windsor '69-'70	9.480"
351 Windsor '71 or Later	9.500"
351 Aftermarket	9.200"/9.500"

### BIG BLOCK "FE" FORD

Basic Block	Bore	Stroke	C.I.
390	4.050	3.780	390
406 HP	4.130	3.780	406
410 Mercury	4.050	3.980	410
428 Std, CJ, & SCJ	4.130	3.980	428
427 LR, MR, HR, TP, & SOHC*	4.233	3.780	427
427 w/428 Crank	4.233	3.980	447

**CJ** = Cobra Jet      **MR** = Medium Riser      **SOHC** = Single Overhead Cam  
**SCJ** = Super Cobra Jet      **HR** = High Riser  
**LR** = Low Riser      **TP** = Tunnel Port

**NOTE:** Some 390 blocks can go to 4.130, most 4.110 max. Some 406 blocks can go to 4.233, most 4.200 max. Most 427 blocks can go to 4.270. \*427 SOHC heads require custom pistons.



## 4.6L MODULAR 2V

### FEATURES:

- High Strength 2618 alloy FSR Forging
- Acculator Grooves
- Offset Wrist Pin

### INCLUDES:

- Pin #866-2250-15-51C (98g) (Pin upgrade recommended above 700hp)
- Round Wire Locks # 866-063-MW

We have redesigned and expanded our Ford Modular product line! The new pistons utilize a dedicated Forged Side Relief (FSR) forging that was specifically designed for high horsepower Modular engines. In addition we have found ways to reduce weight and maintain the durability needed for both street or racing use. Lightweight and extremely durable, these pistons are machined for 1.0mm, 1.2mm, 2.8mm and 1.2mm, 1.5mm, 3.0mm rings.



### 4.6L MODULAR 2V Std Bore: 3.552

Part #	Cubic Inches	Bore Size	Stroke	Rod Length	Block Height	Comp. Distance	Head Cubic Centimeters		Dome Volume	Gram Weight	Footnote	Oversize	Ring Set Recommended	JE Pro Seal Head Gasket	
							(99+ PI 2V) 42cc	(Pre 98 2V) 51cc							
							Compression Ratio								
314557	281	3.552	3.543	5.933	8.932	1.220	8.5:1	7.7:1	-26.5	332	T	STD	JG3208-3551-0	FD1010-039/FD1011-039	
314558	282	3.562	3.543	5.933	8.932	1.220	8.5:1	7.7:1	-26.9	334	T	.010	JG1008-3563	FD1010-039/FD1011-039	
314559	284	3.572	3.543	5.933	8.932	1.220	8.5:1	7.7:1	-27.3	336	T	.020	JG3208-3571-0	FD1010-039/FD1011-039	
314560	292	3.622	3.543	5.933	8.932	1.220	8.5:1	7.7:1	-29.2	341	T	.070	JG1008-3622		
314561	305	3.701	3.543	5.933	8.932	1.220	8.5:1	7.7:1	-32.4	345	T	.149	JG1008-3701		
314563	281	3.552	3.543	5.933	8.932	1.220	9.5:1	8.5:1	-17.5	344	T	STD	JG3208-3551-0	FD1010-039/FD1011-039	
314564	282	3.562	3.543	5.933	8.932	1.220	9.5:1	8.5:1	-17.8	346	T	.010	JG1008-3563	FD1010-039/FD1011-039	
314565	284	3.572	3.543	5.933	8.932	1.220	9.5:1	8.5:1	-18.1	348	T	.020	JG3208-3571-0	FD1010-039/FD1011-039	
314566	292	3.622	3.543	5.933	8.932	1.220	9.5:1	8.5:1	-19.8	352	T	.070	JG1008-3622		
314567	305	3.701	3.543	5.933	8.932	1.220	9.5:1	8.5:1	-22.6	355	T	.149	JG1008-3701		
314568	281	3.552	3.543	5.933	8.932	1.220	11.0:1	9.7:1	-7.3	336	V	STD	JG3208-3551-0	FD1010-039/FD1011-039	
314569	282	3.562	3.543	5.933	8.932	1.220	11.0:1	9.7:1	-7.6	338	V	.010	JG1008-3563	FD1010-039/FD1011-039	
314570	284	3.572	3.543	5.933	8.932	1.220	11.0:1	9.7:1	-7.9	340	V	.020	JG3208-3571-0	FD1010-039/FD1011-039	
314571	292	3.622	3.543	5.933	8.932	1.220	11.0:1	9.7:1	-9.3	345	V	.070	JG1008-3622		
314572	305	3.701	3.543	5.933	8.932	1.220	11.0:1	9.7:1	-11.6	350	V	.149	JG1008-3701		
314573	297	3.552	3.750	5.850	8.932	1.200	8.5:1	7.8:1	-31.0	325	T	STD	JG3208-3551-0	FD1010-039/FD1011-039	
314574	299	3.562	3.750	5.850	8.932	1.200	8.5:1	7.8:1	-31.4	327	T	.010	JG1008-3563	FD1010-039/FD1011-039	
314575	301	3.572	3.750	5.850	8.932	1.200	8.5:1	7.8:1	-31.8	329	T	.020	JG3208-3571-0	FD1010-039/FD1011-039	
314576	309	3.622	3.750	5.850	8.932	1.200	8.5:1	7.8:1	-33.9	335	T	.070	JG1008-3622		
314577	323	3.701	3.750	5.850	8.932	1.200	8.5:1	7.8:1	-37.3	340	T	.149	JG1008-3701		
314580	297	3.552	3.750	5.850	8.932	1.200	9.5:1	8.6:1	-21.4	339	T	STD	JG3208-3551-0	FD1010-039/FD1011-039	
314581	299	3.562	3.750	5.850	8.932	1.200	9.5:1	8.6:1	-21.8	341	T	.010	JG1008-3563	FD1010-039/FD1011-039	
314582	301	3.572	3.750	5.850	8.932	1.200	9.5:1	8.6:1	-22.1	343	T	.020	JG3208-3571-0	FD1010-039/FD1011-039	
314583	309	3.622	3.750	5.850	8.932	1.200	9.5:1	8.6:1	-24.0	348	T	.070	JG1008-3622		
314584	323	3.701	3.750	5.850	8.932	1.200	9.5:1	8.6:1	-26.9	352	T	.149	JG1008-3701		
314585	297	3.552	3.750	5.850	8.932	1.200	11.0:1	9.7:1	-10.7	323	V	STD	JG3208-3551-0	FD1010-039/FD1011-039	
314586	299	3.563	3.750	5.850	8.932	1.200	11.0:1	9.7:1	-11.0	325	V	.010	JG1008-3563	FD1010-039/FD1011-039	
314587	301	3.572	3.750	5.850	8.932	1.200	11.0:1	9.7:1	-11.3	327	V	.020	JG3208-3571-0	FD1010-039/FD1011-039	
314588	309	3.622	3.750	5.850	8.932	1.200	11.0:1	9.7:1	-12.8	333	V	.070	JG1008-3622		
314589	323	3.701	3.750	5.850	8.932	1.200	11.0:1	9.7:1	-15.2	338	V	.149	JG1008-3701		

FOOTNOTES: T = Forced Induction, V = Accepts Nitrous

\* FD1010-039 = Left Hand Gasket / FD1011-039 = Right Hand Gasket



## 4.6L MODULAR 3V



**FEATURES:**

- High Strength 2618 alloy FSR Forging
- Acculator Grooves
- Offset Wrist Pin

**INCLUDES:**

- Pin #866-2250-15-51C (98g) (Pin upgrade recommended above 700hp)
- Round Wire Locks # 866-063-MW

We have redesigned and expanded our Ford Modular product line! The new pistons utilize a dedicated Forged Side Relief (FSR) forging that was specifically designed for high horsepower Modular engines. In addition we have found ways to reduce weight and maintain the durability needed for both street or racing use. Lightweight and extremely durable, these pistons are machined for 1.0mm, 1.2mm, 2.8mm and 1.2mm, 1.5mm, 3.0mm rings.

**4.6L MODULAR 3V**

Std Bore: 3.552

Part #	Cubic Inches	Bore Size	Stroke	Rod Length	Block Height	Comp. Distance	Head Cubic Centimeters (2005+ 3V) <b>50cc</b>		Dome Volume	Gram Weight	Footnote	Oversize	Ring Set Recommended	JE Pro Seal Head Gasket
							Compression Ratio							
314591	281	3.552	3.543	5.933	8.932	1.220		8.5:1	-18.7	334	T	STD	JG3208-3551-0	FD1012-039/FD1013-039
314592	282	3.562	3.543	5.933	8.932	1.220		8.5:1	-19.0	336	T	.010	JG1008-3563	FD1012-039/FD1013-039
314593	284	3.572	3.543	5.933	8.932	1.220		8.5:1	-19.4	338	T	.020	JG3208-3571-0	FD1012-039/FD1013-039
314594	292	3.622	3.543	5.933	8.932	1.220		8.5:1	-21.4	343	T	.070	JG1008-3622	
314595	305	3.701	3.543	5.933	8.932	1.220		8.5:1	-24.6	347	T	.149	JG1008-3701	
314597	281	3.552	3.543	5.933	8.932	1.220		9.5:1	-9.7	358	T	STD	JG3208-3551-0	FD1012-039/FD1013-039
314598	282	3.562	3.543	5.933	8.932	1.220		9.5:1	-10.0	360	T	.010	JG1008-3563	FD1012-039/FD1013-039
314599	284	3.572	3.543	5.933	8.932	1.220		9.5:1	-10.3	362	T	.020	JG3208-3571-0	FD1012-039/FD1013-039
314600	292	3.622	3.543	5.933	8.932	1.220		9.5:1	-12.0	368	T	.070	JG1008-3622	
314601	305	3.701	3.543	5.933	8.932	1.220		9.5:1	-14.8	373	T	.149	JG1008-3701	
314602	281	3.552	3.543	5.933	8.932	1.220		11.0:1	0.5	351	V	STD	JG3208-3551-0	FD1012-039/FD1013-039
314603	282	3.562	3.543	5.933	8.932	1.220		11.0:1	0.2	353	V	.010	JG1008-3563	FD1012-039/FD1013-039
314604	284	3.572	3.543	5.933	8.932	1.220		11.0:1	0.1	355	V	.020	JG3208-3571-0	FD1012-039/FD1013-039
314605	292	3.622	3.543	5.933	8.932	1.220		11.0:1	-1.5	360	V	.070	JG1008-3622	
314606	305	3.701	3.543	5.933	8.932	1.220		11.0:1	-3.8	365	V	.149	JG1008-3701	
314609	297	3.552	3.750	5.850	8.932	1.200		8.5:1	-23.2	332	T	STD	JG3208-3551-0	FD1012-039/FD1013-039
314610	299	3.562	3.750	5.850	8.932	1.200		8.5:1	-23.6	334	T	.010	JG1008-3563	FD1012-039/FD1013-039
314611	301	3.572	3.750	5.850	8.932	1.200		8.5:1	-24.0	336	T	.020	JG3208-3571-0	FD1012-039/FD1013-039
314612	309	3.622	3.750	5.850	8.932	1.200		8.5:1	-26.0	340	T	.070	JG1008-3622	
314613	323	3.701	3.750	5.850	8.932	1.200		8.5:1	-29.5	345	T	.149	JG1008-3701	
314614	297	3.552	3.750	5.850	8.932	1.200		9.5:1	-13.6	336	T	STD	JG3208-3551-0	FD1012-039/FD1013-039
314615	299	3.562	3.750	5.850	8.932	1.200		9.5:1	-14.0	338	T	.010	JG1008-3563	FD1012-039/FD1013-039
314616	301	3.572	3.750	5.850	8.932	1.200		9.5:1	-14.3	340	T	.020	JG3208-3571-0	FD1012-039/FD1013-039
314617	309	3.622	3.750	5.850	8.932	1.200		9.5:1	-16.2	345	T	.070	JG1008-3622	
314618	323	3.701	3.750	5.850	8.932	1.200		9.5:1	-19.1	350	T	.149	JG1008-3701	
314619	297	3.552	3.750	5.850	8.932	1.200		11.0:1	-2.9	349	V	STD	JG3208-3551-0	FD1012-039/FD1013-039
314620	299	3.563	3.750	5.850	8.932	1.200		11.0:1	-3.1	351	V	.010	JG1008-3563	FD1012-039/FD1013-039
314621	301	3.572	3.750	5.850	8.932	1.200		11.0:1	-3.5	353	V	.020	JG3208-3571-0	FD1012-039/FD1013-039
314622	309	3.622	3.750	5.850	8.932	1.200		11.0:1	-5.0	358	V	.070	JG1008-3622	
314623	323	3.701	3.750	5.850	8.932	1.200		11.0:1	-7.4	362	V	.149	JG1008-3701	

\* FD1012-039 = Left Hand Gasket / FD1013-039 = Right Hand Gasket

**4.6L MODULAR 4V**

Std Bore: 3.552

Included Pin: #866-2250-15-51C(98g)

Round wire locks #866-063-MW

Part #	Cubic Inches	Bore Size	Stroke	Rod Length	Block Height	Comp. Distance	Head Cubic Centimeters <b>53cc</b>		Dome Volume	Gram Weight	Footnote	Oversize	Ring Set Recommended	JE Pro Seal Head Gasket
							Compression Ratio							
314624	281	3.552	3.543	5.933	8.932	1.220		8.5:1	-15.6	336	T	STD	JG3208-3551-0	FD1010-039/FD1011-039
314625	282	3.562	3.543	5.933	8.932	1.220		8.5:1	-16.0	338	T	.010	JG1008-3563	FD1010-039/FD1011-039
314626	284	3.572	3.543	5.933	8.932	1.220		8.5:1	-16.5	340	T	.020	JG3208-3571-0	FD1010-039/FD1011-039
314627	292	3.622	3.543	5.933	8.932	1.220		8.5:1	-18.4	345	T	.070	JG1008-3622	
314628	305	3.701	3.543	5.933	8.932	1.220		8.5:1	-21.6	349	T	.149	JG1008-3701	
314629	281	3.552	3.543	5.933	8.932	1.220		9.5:1	-6.6	360	T	STD	JG3208-3551-0	FD1010-039/FD1011-039
314630	282	3.562	3.543	5.933	8.932	1.220		9.5:1	-7.0	362	T	.010	JG1008-3563	FD1010-039/FD1011-039
314631	284	3.572	3.543	5.933	8.932	1.220		9.5:1	-7.3	364	T	.020	JG3208-3571-0	FD1010-039/FD1011-039

CONTINUED ON NEXT PAGE >>

FOOTNOTES: T = Forced Induction, V = Accepts Nitrous

\* FD1010-039 = Left Hand Gasket / FD1011-039 = Right Hand Gasket

**CONTINUED**

**4.6L MODULAR 4V      Std Bore: 3.552      Included Pin: #866-2250-15-51C(98g)      Round wire locks #866-063-MW**

Part #	Cubic Inches	Bore Size	Stroke	Rod Length	Block Height	Comp. Distance	Head Cubic Centimeters		Dome Volume	Gram Weight	Footnote	Oversize	Ring Set Recommended	JE Pro Seal Head Gasket
							53cc	Compression Ratio						
314632	292	3.622	3.543	5.933	8.932	1.220		9.5:1	-9.0	369	T	.070	JG1008-3622	
314633	305	3.701	3.543	5.933	8.932	1.220		9.5:1	-11.8	372	T	.149	JG1008-3701	
314634	281	3.552	3.543	5.933	8.932	1.220		11.0:1	3.5	388	V	STD	JG3208-3551-0	FD1010-039/FD1011-039
314635	282	3.562	3.543	5.933	8.932	1.220		11.0:1	3.2	390	V	.010	JG1008-3563	FD1010-039/FD1011-039
314636	284	3.572	3.543	5.933	8.932	1.220		11.0:1	2.9	392	V	.020	JG3208-3571-0	FD1010-039/FD1011-039
314637	292	3.622	3.543	5.933	8.932	1.220		11.0:1	1.5	398	V,	.070	JG1008-3622	
314638	305	3.701	3.543	5.933	8.932	1.220		11.0:1	-0.8	402	V	.149	JG1008-3701	
314640	297	3.552	3.750	5.850	8.932	1.200		8.5:1	-20.2	334	T	STD	JG3208-3551-0	FD1010-039/FD1011-039
314641	299	3.562	3.750	5.850	8.932	1.200		8.5:1	-20.6	336	T	.010	JG1008-3563	FD1010-039/FD1011-039
314642	301	3.572	3.750	5.850	8.932	1.200		8.5:1	-21.0	338	T	.020	JG3208-3571-0	FD1010-039/FD1011-039
314643	309	3.622	3.750	5.850	8.932	1.200		8.5:1	-23.0	343	T	.070	JG1008-3622	
314644	323	3.701	3.750	5.850	8.932	1.200		8.5:1	-26.5	348	T	.149	JG1008-3701	
314646	297	3.552	3.750	5.850	8.932	1.200		9.5:1	-10.6	341	T	STD	JG3208-3551-0	FD1010-039/FD1011-039
314647	299	3.562	3.750	5.850	8.932	1.200		9.5:1	-11.0	343	T	.010	JG1008-3563	FD1010-039/FD1011-039
314648	301	3.572	3.750	5.850	8.932	1.200		9.5:1	-11.3	345	T	.020	JG3208-3571-0	FD1010-039/FD1011-039
314649	309	3.622	3.750	5.850	8.932	1.200		9.5:1	-13.2	350	T	.070	JG1008-3622	
314650	323	3.701	3.750	5.850	8.932	1.200		9.5:1	-16.1	354	T	.149	JG1008-3701	
314651	297	3.552	3.750	5.850	8.932	1.200		11.0:1	0.1	366	V	STD	JG3208-3551-0	FD1010-039/FD1011-039
314652	299	3.563	3.750	5.850	8.932	1.200		11.0:1	-0.1	368	V	.010	JG1008-3563	FD1010-039/FD1011-039
314653	301	3.572	3.750	5.850	8.932	1.200		11.0:1	-0.5	370	V	.020	JG3208-3571-0	FD1010-039/FD1011-039
314654	309	3.622	3.750	5.850	8.932	1.200		11.0:1	-2.0	374	V	.070	JG1008-3622	
314655	323	3.701	3.750	5.850	8.932	1.200		11.0:1	-4.4	378	V	.149	JG1008-3701	

**FOOTNOTES: T = Forced Induction, V = Accepts Nitrous**

**\* FD1010-039 = Left Hand Gasket / FD1011-039 = Right Hand Gasket**

**5.4L MODULAR 2V**

**FEATURES:**

- High Strength 2618 Alloy FSR Forging
- Acculator Grooves
- Offset Wrist Pin

**INCLUDES:**

- Pin #866-2250-15-51C (98g) (Pin upgrade recommended above 700hp)
- Round Wire Locks # 866-063-MW

We have redesigned and expanded our Ford Modular product line! The new pistons utilize a dedicated Forged Side Relief (FSR) forging that was specifically designed for high horsepower Modular engines. In addition we have found ways to reduce weight and maintain the durability needed for both street or racing use. Lightweight and extremely durable, these pistons are machined for 1.0mm, 1.2mm, 2.8mm and 1.2mm, 1.5mm, 3.0mm rings.



**5.4L MODULAR 2V      Std Bore: 3.552**

Part #	Cubic Inches	Bore Size	Stroke	Rod Length	Block Height	Comp. Distance	Head Cubic Centimeters		Dome Volume	Gram Weight	Footnote	Oversize	Ring Set Recommended	JE Pro Seal Head Gasket
							(1999+ 2V PI)	42cc						
							Compression Ratio							
314656	330	3.552	4.165	6.657	10.078	1.320		8.5:1	-38.3	335	T	STD	JG3208-3551-0	FD1010-039/FD1011-039
314657	332	3.562	4.165	6.657	10.078	1.320		8.5:1	-38.8	337	T	.010	JG1008-3563	FD1010-039/FD1011-039
314658	334	3.572	4.165	6.657	10.078	1.320		8.5:1	-39.2	339	T	.020	JG3208-3571-0	FD1010-039/FD1011-039
314659	343	3.622	4.165	6.657	10.078	1.320		8.5:1	-41.5	344	T	.070	JG1008-3622	
314660	358	3.701	4.165	6.657	10.078	1.320		8.5:1	-45.3	348	T	.149	JG1008-3701	
314661	330	3.552	4.165	6.657	10.078	1.320		9.5:1	-27.7	344	T	STD	JG3208-3551-0	FD1010-039/FD1011-039
314662	332	3.562	4.165	6.657	10.078	1.320		9.5:1	-28.0	346	T	.010	JG1008-3563	FD1010-039/FD1011-039
314663	334	3.572	4.165	6.657	10.078	1.320		9.5:1	-28.5	348	T	.020	JG3208-3571-0	FD1010-039/FD1011-039
314664	343	3.622	4.165	6.657	10.078	1.320		9.5:1	-30.5	354	T	.070	JG1008-3622	
314665	358	3.701	4.165	6.657	10.078	1.320		9.5:1	-33.7	358	T	.149	JG1008-3701	
314666	330	3.552	4.165	6.657	10.078	1.320		11.0:1	-15.8	339	V	STD	JG3208-3551-0	FD1010-039/FD1011-039
314667	332	3.562	4.165	6.657	10.078	1.320		11.0:1	-16.1	341	V	.010	JG1008-3563	FD1010-039/FD1011-039
314668	334	3.572	4.165	6.657	10.078	1.320		11.0:1	-16.4	343	V	.020	JG3208-3571-0	FD1010-039/FD1011-039
314669	343	3.622	4.165	6.657	10.078	1.320		11.0:1	-18.1	349	V	.070	JG1008-3622	
314670	358	3.701	4.165	6.657	10.078	1.320		11.0:1	-20.8	355	V	.149	JG1008-3701	

**FOOTNOTES: T = Forced Induction, V = Accepts Nitrous**

**\* FD1010-039 = Left Hand Gasket / FD1011-039 = Right Hand Gasket**



## 5.4L MODULAR 3V

**FEATURES:**

- High Strength  
2618 Alloy FSR Forging
- Acculator Grooves
- Offset Wrist Pin

**INCLUDES:**

- Pin #866-2250-15-51C (98g)  
(Pin upgrade recommended above 700hp)
- Round Wire Locks # 866-063-MW

We have redesigned and expanded our Ford Modular product line! The new pistons utilize a dedicated Forged Side Relief (FSR) forging that was specifically designed for high horsepower Modular engines. In addition we have found ways to reduce weight and maintain the durability needed for both street or racing use. Lightweight and extremely durable, these pistons are machined for 1.0mm, 1.2mm, 2.8mm and 1.2mm, 1.5mm, 3.0mm rings.



**5.4L MODULAR 3V Std Bore: 3.552**

Part #	Cubic Inches	Bore Size	Stroke	Rod Length	Block Height	Comp. Distance	Head Cubic Centimeters (2005+ 3V)		Dome Volume	Gram Weight	Footnote	Oversize	Ring Set Recommended	JE Pro Seal Head Gasket
							50cc Compression Ratio							
314672	330	3.552	4.165	6.657	10.078	1.320		8.5:1	-30.3	339	T	STD	JG3208-3551-0	FD1012-039/FD1013-039
314673	332	3.562	4.165	6.657	10.078	1.320		8.5:1	-30.8	340	T	.010	JG1008-3563	FD1012-039/FD1013-039
314674	334	3.572	4.165	6.657	10.078	1.320		8.5:1	-31.2	342	T	.020	JG3208-3571-0	FD1012-039/FD1013-039
314675	343	3.622	4.165	6.657	10.078	1.320		8.5:1	-33.5	347	T	.070	JG1008-3622	
314676	358	3.701	4.165	6.657	10.078	1.320		8.5:1	-37.3	352	T	.149	JG1008-3701	
314677	330	3.552	4.165	6.657	10.078	1.320		9.5:1	-19.7	344	T	STD	JG3208-3551-0	FD1012-039/FD1013-039
314678	332	3.562	4.165	6.657	10.078	1.320		9.5:1	-20.1	346	T	.010	JG1008-3563	FD1012-039/FD1013-039
314679	334	3.572	4.165	6.657	10.078	1.320		9.5:1	-20.5	349	T	.020	JG3208-3571-0	FD1012-039/FD1013-039
314680	343	3.622	4.165	6.657	10.078	1.320		9.5:1	-22.5	355	T	.070	JG1008-3622	
314681	358	3.701	4.165	6.657	10.078	1.320		9.5:1	-25.7	358	T	.149	JG1008-3701	
314682	330	3.552	4.165	6.657	10.078	1.320		11.0:1	-7.8	352	V	STD	JG3208-3551-0	FD1012-039/FD1013-039
314683	332	3.562	4.165	6.657	10.078	1.320		11.0:1	-8.1	354	V	.010	JG1008-3563	FD1012-039/FD1013-039
314684	334	3.572	4.165	6.657	10.078	1.320		11.0:1	-8.4	356	V	.020	JG3208-3571-0	FD1012-039/FD1013-039
314685	343	3.622	4.165	6.657	10.078	1.320		11.0:1	-10.1	361	V	.070	JG1008-3622	
314686	358	3.701	4.165	6.657	10.078	1.320		11.0:1	-12.8	365	V	.149	JG1008-3701	

FOOTNOTES: T = Forced Induction, V = Accepts Nitrous

\* FD1012-039 = Left Hand Gasket / FD1013-039 = Right Hand Gasket

## 5.4L MODULAR 4V

**FEATURES:**

- High Strength  
2618 Alloy FSR Forging
- Acculator Grooves
- Offset Wrist Pin

**INCLUDES:**

- Pin #866-2250-15-51C (98g)  
(Pin upgrade recommended above 700hp)
- Round Wire Locks # 866-063-MW

We have redesigned and expanded our Ford Modular product line! The new pistons utilize a dedicated Forged Side Relief (FSR) forging that was specifically designed for high horsepower Modular engines. In addition we have found ways to reduce weight and maintain the durability needed for both street or racing use. Lightweight and extremely durable, these pistons are machined for 1.0mm, 1.2mm, 2.8mm and 1.2mm, 1.5mm, 3.0mm rings.



**5.4L MODULAR 4V Std Bore: 3.552**

Part #	Cubic Inches	Bore Size	Stroke	Rod Length	Block Height	Comp. Distance	Head Cubic Centimeters		Dome Volume	Gram Weight	Footnote	Oversize	Ring Set Recommended	
							53cc Compression Ratio							
314687	330	3.552	4.165	6.657	10.078	1.320		8.5:1	-27.7	342	T	STD	JG3208-3551-0	FD1010-039/FD1011-039
314688	332	3.562	4.165	6.657	10.078	1.320		8.5:1	-28.2	344	T	.010	JG1008-3563	FD1010-039/FD1011-039
314689	334	3.572	4.165	6.657	10.078	1.320		8.5:1	-28.6	346	T	.020	JG3208-3571-0	FD1010-039/FD1011-039
314690	343	3.622	4.165	6.657	10.078	1.320		8.5:1	-30.9	351	T	.070	JG1008-3622	
314691	358	3.701	4.165	6.657	10.078	1.320		8.5:1	-34.6	354	T	.149	JG1008-3701	
314692	330	3.552	4.165	6.657	10.078	1.320		9.5:1	-17.1	345	T	STD	JG3208-3551-0	FD1010-039/FD1011-039
314693	332	3.562	4.165	6.657	10.078	1.320		9.5:1	-17.5	347	T	.010	JG1008-3563	FD1010-039/FD1011-039
314694	334	3.572	4.165	6.657	10.078	1.320		9.5:1	-17.9	349	T	.020	JG3208-3571-0	FD1010-039/FD1011-039
314695	343	3.622	4.165	6.657	10.078	1.320		9.5:1	-19.9	354	T	.070	JG1008-3622	
314696	358	3.701	4.165	6.657	10.078	1.320		9.5:1	-23.1	358	T	.149	JG1008-3701	
314697	330	3.552	4.165	6.657	10.078	1.320		11.0:1	-5.2	364	V	STD	JG3208-3551-0	FD1010-039/FD1011-039
314698	332	3.562	4.165	6.657	10.078	1.320		11.0:1	-5.5	366	V	.010	JG1008-3563	FD1010-039/FD1011-039
314699	334	3.572	4.165	6.657	10.078	1.320		11.0:1	-5.8	368	V	.020	JG3208-3571-0	FD1010-039/FD1011-039
314700	343	3.622	4.165	6.657	10.078	1.320		11.0:1	-7.5	372	V	.070	JG1008-3622	
314701	358	3.701	4.165	6.657	10.078	1.320		11.0:1	-10.2	376	V	.149	JG1008-3701	

FOOTNOTES: T = Forced Induction, V = Accepts Nitrous

\* FD1010-039 = Left Hand Gasket / FD1011-039 = Right Hand Gasket



## COYOTE 5.0L MODULAR 2011-2017

### FEATURES:

- High Strength 2618 Alloy FSR Forging
- Accumulator Grooves
- Offset Wrist Pin

### INCLUDES:

- Pin #866-2250-15-51C (98g) (Pin upgrade recommended above 700hp)
- Round Wire Locks # 866-063-MW

We have redesigned and expanded our Ford Modular product line! The new pistons utilize a dedicated Forged Side Relief (FSR) forging that was specifically designed for high horsepower Modular engines. In addition we have found ways to reduce weight and maintain the durability needed for both street and racing use. Lightweight and extremely durable, these pistons are machined for 1.0mm, 1.2mm, 2.8mm rings.



JE PISTONS

### COYOTE 5.0L MODULAR Std Bore: 3.630

Part #	Cubic Inches	Bore Size	Stroke	Rod Length	Block Height	Comp. Distance	Head Cubic Centimeters		Dome Volume	Gram Weight	Footnote	Oversize	Ring Set Recommended	JE Pro Seal Head Gasket
							57cc Compression Ratio							
314411	302	3.630	3.650	5.933	8.937	1.174		8.5:1	-17.4	347	T	STD	JG1008-3632	FD1014-039/FD1015-039
314412	304	3.640	3.650	5.933	8.937	1.174		8.5:1	-17.8	348	T	.010	JG1008-3642	FD1014-039/FD1015-039
314413	306	3.650	3.650	5.933	8.937	1.174		8.5:1	-18.2	350	T, M	.020	JG1008-3652	FD1014-039/FD1015-039
314414	307	3.660	3.650	5.933	8.937	1.174		8.5:1	-18.6	352	T, M	.030	JG1008-3661	FD1014-039/FD1015-039
314415	302	3.630	3.650	5.933	8.937	1.174		9.5:1	-7.6	356	T	STD	JG1008-3632	FD1014-039/FD1015-039
314416	304	3.640	3.650	5.933	8.937	1.174		9.5:1	-8.0	358	T	.010	JG1008-3642	FD1014-039/FD1015-039
314417	306	3.650	3.650	5.933	8.937	1.174		9.5:1	-8.4	360	T, M	.020	JG1008-3652	FD1014-039/FD1015-039
314418	307	3.660	3.650	5.933	8.937	1.174		9.5:1	-8.7	360	T, M	.030	JG1008-3661	FD1014-039/FD1015-039
360827	302	3.630	3.650	5.933	8.937	1.174		10.0:1	-4.4		Ultra	STD	JG1008-3632	FD1025-039/FD1026-039
360828	304	3.640	3.650	5.933	8.937	1.174		10.0:1	-4.8		Ultra	.010	JG1008-3642	FD1025-039/FD1026-039
360829	306	3.650	3.650	5.933	8.937	1.174		10.0:1	-5.1		Ultra	.020	JG1008-3652	FD1025-039/FD1026-039
360830	302	3.630	3.650	5.933	8.937	1.174		11.0:1	2.5		Ultra	STD	JG1008-3632	FD1025-039/FD1026-039
360831	304	3.640	3.650	5.933	8.937	1.174		11.0:1	2.2		Ultra	.010	JG1008-3642	FD1025-039/FD1026-039
360832	306	3.650	3.650	5.933	8.937	1.174		11.0:1	1.9		Ultra	.020	JG1008-3652	FD1025-039/FD1026-039
314419	302	3.630	3.650	5.933	8.937	1.174		11.0:1	3.3	360	V	STD	JG1008-3632	FD1014-039/FD1015-039
314420	304	3.640	3.650	5.933	8.937	1.174		11.0:1	3.0	362	V	.010	JG1008-3642	FD1014-039/FD1015-039
314421	306	3.650	3.650	5.933	8.937	1.174		11.0:1	2.7	364	V,M	.020	JG1008-3652	FD1014-039/FD1015-039
314422	307	3.660	3.650	5.933	8.937	1.174		11.0:1	2.4	366	V,M	.030	JG1008-3661	FD1014-039/FD1015-039
314423	302	3.630	3.650	5.933	8.937	1.174		12.5:1	11.3	381	M	STD	JG1008-3632	FD1014-039/FD1015-039
314424	304	3.640	3.650	5.933	8.937	1.174		12.5:1	11.1	383	M	.010	JG1008-3642	FD1014-039/FD1015-039
314425	306	3.650	3.650	5.933	8.937	1.174		12.5:1	10.8	385	M	.020	JG1008-3652	FD1014-039/FD1015-039
314426	307	3.660	3.650	5.933	8.937	1.174		12.5:1	10.6	387	M	.030	JG1008-3661	FD1014-039/FD1015-039

\* FD1014-039 = Left Hand Gasket / FD1015-039 = Right Hand Gasket

FOOTNOTES: M = Made to Order, T = Forced Induction, V = Accepts Nitrous, Ultra = Ultra Series Pistons

NEW ULTRA SERIES (see pg. 5 for info)

## COYOTE 5.0L MODULAR GEN 3 DIRECT INJECTION 2018+

### FEATURES:

- Accumulator Grooves
- Offset Wrist Pin

### INCLUDES:

- Pin #866-2250-15-51C (98g)
- Round Wire Locks # 866-063-MW

We have redesigned and expanded our Ford Modular product line! The new pistons utilize a dedicated Forged Side Relief (FSR) forging that was specifically designed for high horsepower Modular engines. In addition we have found ways to reduce weight and maintain the durability needed for both street and racing use. Lightweight and extremely durable, these pistons are machined for 1.0mm, 1.2mm, 2.8mm rings.

### COYOTE 5.0L MODULAR GEN 3 DIRECT INJECTION

#### 302 STROKER Std Bore: 4.000 Ring package designed for: 1/16, 1/16, 3/16 Rings

Part #	Cubic Inches	Bore Size	Stroke	Rod Length	Block Height	Comp. Distance	Head Cubic Centimeters		Dome Volume	Gram Weight	Footnote	Oversize	Ring Set Recommended	JE Pro Seal Head Gasket
							57cc Compression Ratio							
360833	307	3.661	3.650	5.933	8.937	1.168		11.0:1	1.5		Ultra	STD	JG1008-3661	
360834	311	3.681	3.650	5.933	8.937	1.168		11.0:1	0.9		Ultra	.020	JG1008-3681	
353904	307	3.661	3.650	5.933	8.937	1.168		11.0:1	1.4	374	T	STD	JG1008-3661	
353905	314	3.701	3.650	5.933	8.937	1.168		11.0:1	0.1	380	T	.040	JG1008-3701	
353906	307	3.661	3.650	5.933	8.937	1.168		12.5:1	7.0	389	V	STD	JG1008-3661	
353907	314	3.701	3.650	5.933	8.937	1.168		12.5:1	5.8	396	V	.040	JG1008-3701	

FOOTNOTES: T = Forced Induction, V = Accepts Nitrous, Ultra = Ultra Series Pistons



## GT350 VOODOO 5.2L MODULAR

### FEATURES:

- Accumulator Grooves
- Offset Wrist Pin

### INCLUDES:

- Pin #827-2250-15-51C (98g)
- Round Wire Locks # 827-063-MW

We have redesigned and expanded our Ford Modular product line! The new pistons utilize a dedicated Forged Side Relief (FSR) forging that was specifically designed for high horsepower Modular engines. In addition we have found ways to reduce weight and maintain the durability needed for both street and racing use. Lightweight and extremely durable, these pistons are machined for 1.0mm, 1.2mm, 2.8mm rings.

### 331/347 HEAVY DUTY FLAT TOP

302 STROKER		Std Bore: 4.000					Ring package designed for: 1/16, 1/16, 3/16 Rings								
Part #	Cubic Inches	Bore Size	Stroke	Rod Length	Block Height	Comp. Distance	Head Cubic Centimeters			Dome Volume	Gram Weight	Footnote	Oversize	Ring Set Recommended	JE Pro Seal Head Gasket
							56cc	Compression Ratio							
345870	302	3.701	3.661	5.933	8.937	1.161	12.0:1			6.7	392	T,M	STD	JG1008-3701	
345871	302	3.701	3.661	5.933	8.937	1.161	12.5:1			8.9	398	V,M	STD	JG1008-3701	

**FOOTNOTES:** M = Made to Order, T = Forced Induction, V = Accepts Nitrous

## 331 / 347 HEAVY DUTY FLAT TOP

### FEATURES:

- Contact Reduction Grooves

### INCLUDES:

- Pin #927-2750-15-51S (130g), Note C
- Pin #912-2750-14-51S (123g), Note D
- Double Spiro Locks #927-042-CS

The industry standard for rock-solid durability in a Heavy Duty Flat Top piston! An excellent choice for pump gas, nitrous, or race fuel/E85 forced induction combinations. Will accommodate oversized valves and long-duration, tight lobe separation cams. Precision CNC machined ring grooves accept 1/16", 1/16", 3/16" rings. Pin upgrade recommended above 700hp. Recommended ring sets contains low tension oil ring; for standard tension, change ring prefix to J100F8. Hardened Nitrous Series (HNS) rings also available, change ring prefix to J820F8. Twisted Series fits TFS Twisted Wedge heads.



### 331/347 HEAVY DUTY FLAT TOP

302 STROKER		Std Bore: 4.000					Ring package designed for: 1/16, 1/16, 3/16 Rings								
Part #	Cubic Inches	Bore Size	Stroke	Rod Length	Block Height	Comp. Distance	Head Cubic Centimeters			Dome Volume	Gram Weight	Footnote	Oversize	Ring Set Recommended	JE Pro Seal Head Gasket
							56cc	60cc	64cc						
							Compression Ratio								
188703	347	4.030	3.400	5.400	8.200	1.100	11.2	10.6	10.1	-5.0	411	B,C	.030	J10008-4030-5	FD1001-039
232458	348	4.040	3.400	5.400	8.200	1.100	11.2	10.6	10.2	-5.0	427	B,C,M	.040	J10008-4040-5	FD1001-039
232472	364	4.125	3.400	5.400	8.200	1.100	11.6	11.0	10.5	-5.0	438	B,C	.125	J10008-4125-5	FD1018-039
170855	331	4.030	3.250	5.400	8.200	1.175	10.8	10.2	9.7	-5.0	451	B,C,M	.030	J10008-4030-5	FD1001-039
232473	347	4.125	3.250	5.400	8.200	1.175	11.1	10.6	10.1	-5.0	447	B,C,M	.125	J10008-4125-5	FD1018-039

### TWISTED SERIES

302 STROKER		Std Bore: 4.000					Ring package designed for: 1/16, 1/16, 3/16 Rings								
Part #	Cubic Inches	Bore Size	Stroke	Rod Length	Block Height	Comp. Distance	Head Cubic Centimeters			Dome Volume	Gram Weight	Footnote	Oversize	Ring Set Recommended	JE Pro Seal Head Gasket
							56cc	60cc	64cc						
							Compression Ratio								
194949	347	4.030	3.400	5.400	8.200	1.100	11.2	10.6	10.1	-5.0	438	M,B,C	.030	J10008-4030-5	FD1001-039
232460	348	4.040	3.400	5.400	8.200	1.100	11.2	10.7	10.2	-5.0	444	M,B,C	.040	J10008-4040-5	FD1001-039

**FOOTNOTES:** B = Oil Rail Support is Included, C = .927 Pin Diameter, M = Made to Order

## 351W STROKER HEAVY DUTY FLAT TOPS

### FEATURES:

- Contact Reduction Grooves

### INCLUDES:

- Pin #927-2750-15-51S (130g), Note C
- Pin #912-2750-14-51S (123g), Note D
- Double Spiro Locks #927-042-CS

The industry standard for rock-solid durability in a Heavy Duty Flat Top piston! Designed with thick top lands for nitrous use. Will accommodate oversized valves and long-duration, tight lobe separation cams. Precision CNC machined ring grooves accept 1/16", 1/16", 3/16" rings. Pin upgrade recommended above 700hp. Recommended ring set contains low tension oil ring; for standard tension, change ring prefix to J100F8. Hardened Nitrous Series (HNS) rings also available, changed ring prefix to J820F8. Referenced block heights have been adjusted to reflect zero deck clearance.

351W STROKER		Std Bore: 4.000					Ring package designed for: 1/16, 1/16, 3/16 Rings									
Part #	Cubic Inches	Bore Size	Stroke	Rod Length	Block Height	Comp. Distance	Head Cubic Centimeters			Dome Volume	Gram Weight	Footnote	Oversize	Ring Set Recommended	JE Pro Seal Head Gasket	
							56cc	60cc	64cc							
							Compression Ratio									
188704	408	4.030	4.000	6.250	9.500	1.250	12.9	12.3	11.7	-5.0	438	C,M	.030	J10008-4030-5	FD1001-039	
170232	408	4.030	4.000	6.200	9.480	1.280	12.9	12.3	11.7	-5.0	478	C	.030	J10008-4030-5	FD1001-039	
232459	410	4.040	4.000	6.200	9.480	1.280	12.9	12.3	11.7	-5.0	481	C	.040	J10008-4040-5	FD1001-039	
188704	408	4.030	4.100	6.200	9.500	1.250	13.2	12.6	12.0	-5.0	438	C,M	.030	J10008-4030-5	FD1001-039	

9.500" DECK HEIGHT BIG BORE RACE BLOCKS		Std Bore: 4.125					Ring package designed for: 1/16, 1/16, 3/16 Rings									
Part #	Cubic Inches	Bore Size	Stroke	Rod Length	Block Height	Comp. Distance	Head Cubic Centimeters			Dome Volume	Gram Weight	Footnote	Oversize	Ring Set Recommended	JE Pro Seal Head Gasket	
							56cc	60cc	64cc							
							Compression Ratio									
232474	428	4.125	4.000	6.200	9.480	1.280	13.5	12.8	12.2	-5.0	490	C	STD	J10008-4125-5	FD1018-039	
338242	430	4.135	4.000	6.200	9.480	1.280	13.5	12.8	12.2	-5.0	449	C,M	.010	J100F8-4135-5	FD1018-039	
338243	432	4.145	4.000	6.200	9.480	1.280	13.6	12.9	12.3	-5.0	501	C,M	.020	J100F8-4145-5		
338244	434	4.155	4.000	6.200	9.480	1.280	13.6	12.9	12.3	-5.0	506	C,M	.030	J100F8-4155-5		
207419	427	4.125	4.000	6.125	9.475	1.350	13.5	12.8	12.2	-5.0	482	C,M	STD	J100F8-4125-5	FD1018-039	
207419	414	4.125	3.875	6.200	9.488	1.350	13.1	12.5	11.9	-5.0	482	C,M	STD	J100F8-4125-5	FD1018-039	
207419	411	4.125	3.850	6.200	9.475	1.350	13.0	12.4	11.8	-5.0	482	C,M	STD	J100F8-4125-5	FD1018-039	
207419	406	4.125	3.800	6.250	9.500	1.350	12.8	12.2	11.6	-5.0	482	C,M	STD	J100F8-4125-5	FD1018-039	
207419	401	4.125	3.750	6.250	9.475	1.350	12.7	12.0	11.5	-5.0	482	C,M	STD	J100F8-4125-5	FD1018-039	

FOOTNOTES: B = Oil Rail Support is Included, C = .927 Pin Diameter, M = Made to Order

## 302 / 331 / 347 HEAVY DUTY INVERTED DOME

### FEATURES:

- Contact Reduction Grooves
- Double Pin Oilers

### INCLUDES:

- Pin #927-2750-15-51S (130g), Note C
- Pin #912-2750-14-51S (123g), Note D
- Double Spiro Locks #927-042-CS

The industry standard for rock-solid durability in a Heavy Duty blower/turbo piston! Will accommodate oversized valves and long-duration, tight lobe separation cams. Precision CNC machined ring grooves accept 1/16", 1/16", 3/16" rings. Pin upgrade recommended above 700hp. Recommended ring set contains low tension oil ring; for standard tension change ring prefix to J100F8. Hardened Nitrous Series (HNS) rings also available, changed ring prefix to J820F8. Twisted Series fits TFS Twisted Wedge Head.

### 302/331/347 HEAVY DUTY INVERTED DOME

302 SERIES		Std Bore: 4.000					Ring package designed for: 1/16, 1/16, 3/16 Rings										15 DEGREE
Part #	Cubic Inches	Bore Size	Stroke	Rod Length	Block Height	Comp. Distance	Head Cubic Centimeters			Dome Volume	Gram Weight	Footnote	Oversize	Ring Set Recommended	JE Pro Seal Head Gasket		
							56cc	60cc	64cc								
							Compression Ratio										
131656	306	4.030	3.000	5.090	8.190	1.600	9.3	8.8	8.4	-11.0	518	D,M	.030	J10008-4030-5	FD1001-039		

302 STROKER		Std Bore: 4.000					Ring package designed for: 1/16, 1/16, 3/16 Rings										13 DEGREE
Part #	Cubic Inches	Bore Size	Stroke	Rod Length	Block Height	Comp. Distance	Head Cubic Centimeters			Dome Volume	Gram Weight	Footnote	Oversize	Ring Set Recommended	JE Pro Seal Head Gasket		
							56cc	60cc	64cc								
							Compression Ratio										
170847	345	4.020	3.400	5.400	8.200	1.100	9.1	8.8	8.5	-22.0	416	B,C,M	.020	J10008-4020-5	FD1001-039		
170848	347	4.030	3.400	5.400	8.200	1.100	9.1	8.8	8.5	-22.0	422	B,C	.030	J10008-4030-5	FD1001-039		
232462	348	4.040	3.400	5.400	8.200	1.100	9.6	8.8	8.5	-22.0	426	B,C	.040	J100F8-4040-5	FD1001-039		
293082	364	4.125	3.400	5.400	8.200	1.100	9.1	8.8	8.5	-26.0	460	B,C	.125	J100F8-4125-5	FD1018-039		
314508	345	4.020	3.400	5.400	8.200	1.100	10.4	9.9	9.5	-10.1	420	T, M	.020	J10008-4020-5	FD1001-039		
314509	347	4.030	3.400	5.400	8.200	1.100	10.4	9.9	9.5	-10.5	428	T, M	.030	J10008-4030-5	FD1001-039		
314510	348	4.040	3.400	5.400	8.200	1.100	10.4	9.9	9.5	-10.9	436	T, M	.040	J10008-4040-5	FD1001-039		
314511	364	4.125	3.400	5.400	8.200	1.100	10.4	9.9	9.5	-14.0	400	T, M	.125	J10008-4125-5	FD1018-039		
170850	331	4.030	3.250	5.400	8.200	1.175	8.4	8.1	7.8	-26.5	435	B,C,M	.030	J10008-4030-5	FD1001-039		
232463	333	4.040	3.250	5.400	8.200	1.175	8.8	8.5	8.2	-26.0	446	B,C,M	.040	J100F8-4040-5	FD1001-039		
314512	330	4.020	3.250	5.400	8.200	1.175	10.4	9.9	9.5	-6.5	440	T, M	.020	J10008-4020-5	FD1001-039		
314513	331	4.030	3.250	5.400	8.200	1.175	10.4	9.9	9.5	-6.8	446	T, M	.030	J10008-4030-5	FD1001-039		
314514	333	4.040	3.250	5.400	8.200	1.175	10.4	9.9	9.5	-7.2	450	T, M	.040	J10008-4040-5	FD1001-039		
314515	347	4.125	3.250	5.400	8.200	1.175	10.4	9.9	9.5	-10.2	465	T, M	.125	J10008-4125-5	FD1018-039		

FOOTNOTES: B = Oil Rail Support is Included, C = .927 Pin Diameter, M = Made to Order, T = Forced Induction



**302 / 331 / 347 HEAVY DUTY INVERTED DOME (CONTINUED)**

TWISTED SERIES		Std Bore: 4.000					Ring package designed for: 1/16, 1/16, 3/16 Rings					19 DEGREE				
Part #	Cubic Inches	Bore Size	Stroke	Rod Length	Block Height	Comp. Distance	Head Cubic Centimeters			Dome Volume	Gram Weight	Footnote	Oversize	Ring Set Recommended		
							56cc	60cc	64cc							
							Compression Ratio									
232470	347	4.030	3.400	5.400	8.200	1.100	10.4	9.9	9.5	-11.0	430	B,C,M	.030	J10008-4030-5	FD1001-039	
232471	331	4.030	3.250	5.400	8.200	1.175	9.9	9.5	9.1	-11.0	439	B,C,M	.030	J10008-4030-5	FD1001-039	

**FOOTNOTES: B = Oil Rail Support is Included, C = .927 Pin Diameter, M = Made to Order**

**351W STROKER INVERTED DOME**

**FEATURES:**

- Double Pin Oilers

**INCLUDES:**

- Pin #927-2750-15-51S (130g), Note C
- Pin #912-2750-14-51S (123g), Note D
- Double Spiro Locks #927-042-CS

The industry standard for rock-solid durability in blower/turbo/nitrous combinations! Will accommodate oversized valves and long-duration, tight lobe separation cams. Precision CNC machined ring grooves accept 1/16", 1/16", 3/16" rings. Pin upgrade recommended above 700hp. Recommended ring set contains low tension oil ring; for standard tension, change ring prefix to J100F8. Hardened Nitrous Series (HNS) rings also available, changed ring prefix to J820F8.



351 STROKER		Std Bore: 4.000					Ring package designed for: 1/16, 1/16, 3/16 Rings									
Part #	Cubic Inches	Bore Size	Stroke	Rod Length	Block Height	Comp. Distance	Head Cubic Centimeters			Dome Volume	Gram Weight	Footnote	Oversize	Ring Set Recommended	JE Pro Seal Head Gasket	
							56cc	60cc	64cc							
							Compression Ratio									
194951	418	4.030	4.100	6.200	9.480	1.230	11.5	11.0	10.5	-17.0	426	B,C,M	.030	J10008-4030-5	FD1001-039	
194951	408	4.030	4.000	6.250	9.480	1.230	11.2	10.7	10.3	-17.0	416	B,C,M	.030	J10008-4030-5	FD1001-039	
170393	408	4.030	4.000	6.200	9.480	1.280	9.8	9.4	9.1	-30.0	438	B,C,M	.030	J10008-4030-5	FD1001-039	
232464	410	4.040	4.000	6.200	9.480	1.280	9.8	9.4	9.1	-30.0	460	B,C,M	.040	J100F8-4040-5	FD1001-039	
131656	393	4.030	3.850	5.956	9.480	1.600	11.6	11.1	10.6	-11.0	518	D,M	.030	J10008-4030-5	FD1001-039	

351 TWISTED SERIES		Std Bore: 4.000					Ring package designed for: 1/16, 1/16, 3/16 Rings									
Part #	Cubic Inches	Bore Size	Stroke	Rod Length	Block Height	Comp. Distance	Head Cubic Centimeters			Dome Volume	Gram Weight	Footnote	Oversize	Ring Set Recommended	JE Pro Seal Head Gasket	
							56cc	60cc	64cc							
							Compression Ratio									
194947	408	4.030	4.000	6.200	9.480	1.280	12.0	11.5	11.0	-11.0	476	L,B,C	.030	J10008-4030-5	FD1001-039	
194948	393	4.030	3.850	6.200	9.400	1.355	11.6	11.1	10.6	-11.0	495	C,M	.030	J10008-4030-5	FD1001-039	

9.500" DECK HEIGHT BIG BORE RACE BLOCKS		Std Bore: 4.125					Ring package designed for: 1/16, 1/16, 3/16 Rings									
Part #	Cubic Inches	Bore Size	Stroke	Rod Length	Block Height	Comp. Distance	Head Cubic Centimeters			Dome Volume	Gram Weight	Footnote	Oversize	Ring Set Recommended	JE Pro Seal Head Gasket	
							56cc	60cc	64cc							
							Compression Ratio									
207417	438	4.125	4.100	6.200	9.480	1.230	10.4	10.0	9.7	-30.0	464	B,C	STD	J100F8-4125-5	FD1018-039	
338247	440	4.135	4.100	6.200	9.480	1.230	10.5	10.1	9.8	-30.0	463	B,C,M	.010	J100F8-4135-5	FD1018-039	
338248	443	4.145	4.100	6.200	9.480	1.230	10.5	10.1	9.8	-30.0	467	B,C,M	.020	J100F8-4145-5		
338249	445	4.155	4.100	6.200	9.480	1.230	10.6	10.2	9.9	-30.0	471	B,C,M	.030	J100F8-4155-5		
207417	427	4.125	4.000	6.250	9.480	1.230	10.2	9.8	9.5	-30.0	464	B,C	STD	J100F8-4125-5	FD1018-039	
338247	430	4.135	4.000	6.250	9.480	1.230	10.3	9.9	9.6	-30.0	463	B,C,M	.010	J100F8-4135-5	FD1018-039	
338248	432	4.145	4.000	6.250	9.480	1.230	10.3	9.9	9.6	-30.0	467	B,C,M	.020	J100F8-4145-5		
338249	434	4.155	4.000	6.250	9.480	1.230	10.3	9.9	9.6	-30.0	471	B,C,M	.030	J100F8-4155-5		
207418	427	4.125	4.000	6.125	9.475	1.350	10.0	9.6	9.3	-32.0	486	C	STD	J100F8-4125-5	FD1018-039	
207418	414	4.125	3.875	6.200	9.488	1.350	9.7	9.4	9.1	-32.0	486	C	STD	J100F8-4125-5	FD1018-039	
207418	411	4.125	3.850	6.200	9.475	1.350	9.7	9.3	9.0	-32.0	486	C	STD	J100F8-4125-5	FD1018-039	
207418	406	4.125	3.800	6.250	9.500	1.350	9.5	9.2	8.9	-32.0	486	C	STD	J100F8-4125-5	FD1018-039	
207418	401	4.125	3.750	6.250	9.475	1.350	9.4	9.1	8.8	-32.0	486	C	STD	J100F8-4125-5	FD1018-039	

**FOOTNOTES: B = Oil Rail Support is Included, C = .927 Pin Diameter, D = .912 Pin Diameter, L = Limited Quantities Available, M = Made to Order**



## 302 / 351W BIG BORE DOME

### FEATURES:

- Double Pin Oilers

### INCLUDES:

- Pin #927-2750-15-51S (130g)
- Double Spiro Locks #927-042-CS

Designed for use in aftermarket race blocks, these big bore domes will accommodate larger valves and long-duration, tight lobe separation cams. Compatible with most 20° Wedge cylinder heads and will accept moderate nitrous. Precision CNC machined ring grooves accept 1/16", 1/16", 3/16" rings. Pin upgrade recommended above 700hp. Recommended ring set contains low tension oil ring; for standard tension, change ring prefix to J100F8. Hardened Nitrous Series (HNS) rings also available, changed ring prefix to J820F8.



### 302/351W BIG BORE DOME

302 8.200" DART/SVO BLOCK		Std Bore: 4.125					Ring package designed for: 1/16, 1/16, 3/16 Rings									
Part #	Cubic Inches	Bore Size	Stroke	Rod Length	Block Height	Comp. Distance	Head Cubic Centimeters			Dome Volume	Gram Weight	Footnote	Oversize	Ring Set Recommended	JE Pro Seal Head Gasket	
							56cc	60cc	64cc							
							Compression Ratio									
207416	331	4.125	3.100	5.400	8.180	1.230	12.5	11.8	11.1	6.5	449		STD	J10008-4125-5		
338250	333	4.135	3.100	5.400	8.180	1.230	12.5	11.8	11.1	6.5	455	M	.010	J100F8-4135-5		
338251	335	4.145	3.100	5.400	8.180	1.230	12.6	11.9	11.2	6.5	458	M	.020	J100F8-4145-5		
338252	336	4.155	3.100	5.400	8.180	1.230	12.6	11.9	11.2	6.5	461	M	.030	J100F8-4155-5		
232477	347	4.125	3.250	5.400	8.200	1.175	13.1	12.3	11.6	6.5	443	B,S	STD	J10008-4125-5		
232475	364	4.125	3.400	5.400	8.200	1.100	13.6	12.8	12.1	6.5	432	B,S	STD	J10008-4125-5		
338254	365	4.135	3.400	5.400	8.200	1.100	13.7	12.9	12.2	6.5	441	B,S,M	.010	J100F8-4135-5		
338255	367	4.145	3.400	5.400	8.200	1.100	13.7	12.9	12.2	6.5	444	B,S,M	.020	J100F8-4145-5		
338256	369	4.155	3.400	5.400	8.200	1.100	13.8	13.0	12.3	6.5	448	B,S,M	.030	J100F8-4155-5		

351 9.500" DART/SVO BLOCK		Std Bore: 4.125					Ring package designed for: 1/16, 1/16, 3/16 Rings									
Part #	Cubic Inches	Bore Size	Stroke	Rod Length	Block Height	Comp. Distance	Head Cubic Centimeters			Dome Volume	Gram Weight	Footnote	Oversize	Ring Set Recommended	JE Pro Seal Head Gasket	
							56cc	60cc	64cc							
							Compression Ratio									
207416	438	4.125	4.100	6.200	9.480	1.230	16.2	15.3	14.4	6.5	449		STD	J10008-4125-5		
338250	440	4.135	4.100	6.200	9.480	1.230	16.2	15.3	14.4	6.5	455	M	.010	J100F8-4135-5		
338251	443	4.145	4.100	6.200	9.480	1.230	16.3	15.4	14.5	6.5	458	M	.020	J100F8-4145-5		
338252	445	4.155	4.100	6.200	9.480	1.230	16.4	15.5	14.6	6.5	461	M	.030	J100F8-4155-5		
207416	427	4.125	4.000	6.250	9.480	1.230	15.9	14.9	14.1	6.5	449		STD	J10008-4125-5		
338250	430	4.135	4.000	6.250	9.480	1.230	16.0	15.0	14.2	6.5	455	M	.010	J100F8-4135-5		
338251	432	4.145	4.000	6.250	9.480	1.230	16.0	15.0	14.2	6.5	458	M	.020	J100F8-4145-5		
338252	434	4.155	4.000	6.250	9.480	1.230	16.1	15.1	14.3	6.5	461	M	.030	J100F8-4155-5		
232476	428	4.125	4.000	6.200	9.480	1.280	15.9	14.9	14.1	6.5	465	S	STD	J10008-4125-5		

FOOTNOTES: B = Oil Rail Support is Included, M = Made to Order, S = Solid Dome Design

## 351 N HEAD GAS PORTED FLAT TOP

### FEATURES:

- Accumulator Groove
- Contact Reduction Grooves
- Lateral Gas Ports
- Forced Pin Oiler with Annular Oil Reservoir

### INCLUDES:

- Pin #927-2350-15-51C (111g)
- Wire Locks #927-073-MV

The lightest piston on the market for this application. These pistons utilize our Superfly F.S.R. forging and feature precision CNC machined ring grooves with no valve reliefs for maximum compression ratios. Pistons are machined for 1.2, 1.2, 3mm rings.



N-HEAD FLAT TOP		Std Bore: 4.000					Ring package designed for: 1.2, 1.2, 3MM Rings									
Part #	Cubic Inches	Bore Size	Stroke	Rod Length	Block Height	Comp. Distance	Head Cubic Centimeters			Dome Volume	Gram Weight	Footnote	Oversize	Ring Set Recommended	JE Pro Seal Head Gasket	
							56cc	60cc	64cc							
							Compression Ratio									
173677	357	4.030	3.500	6.200	9.200	1.250	-	11.9	11.0	0.0	340	C,M	.030	J93008-4030-5	FD1001-039	

FOOTNOTES: C = .927 Pin Diameter, M = Made to Order



## FORD V6 ECOBOOST 2010-2017

**FEATURES:**

- Accumulator Grooves
- Offset Wrist Pin

**INCLUDES:**

- Pin #905-2250-18-51C (117g)
- Round Wire Locks # 905-073-MW

These new pistons utilize a dedicated Forged Side Relief (FSR) forging that was specifically designed for high horsepower forced induction engines. In addition we have found ways to reduce weight and maintain the durability needed for both street and racing use. Lightweight and extremely durable, these pistons are machined for 1.0mm, 1.2mm, 2.8mm rings.



FORD V6 ECOBOOST							Std Bore: 3.642		Ring package designed for: 1.0mm, 1.2mm, 2.8mm Rings						
Part #	Cubic Inches	Bore Size	Stroke	Rod Length	Block Height	Comp. Distance	Head Cubic Centimeters		Dome Volume	Gram Weight	Footnote	Oversize	Ring Set Recommended	JE Pro Seal Head Gasket	
							56cc Compression Ratio								
315146	213	3.642	3.413	6.013	8.970	1.240		9.0	-8.6	384	T, M	STD	JG1001-3642		
315147	214	3.652	3.413	6.013	8.970	1.240		9.0	-8.9	387	T, M	.010	JG1001-3652		
315148	215	3.661	3.413	6.013	8.970	1.240		9.0	-9.3	387	T, M	.020	JG1001-3661		
315149	213	3.642	3.413	6.013	8.970	1.240		10.0	-0.5	398	T, M	STD	JG1001-3642		
315150	214	3.652	3.413	6.013	8.970	1.240		10.0	-0.8	402	T, M	.010	JG1001-3652		
315151	215	3.661	3.413	6.013	8.970	1.240		10.0	-1.1	406	T, M	.020	JG1001-3661		

**FOOTNOTES:** M = Made to Order, T = Forced Induction

## FORD V6 ECOBOOST 2017+

**FEATURES:**

- Accumulator Grooves
- Offset Wrist Pin

**INCLUDES:**

- Pin #905-2250-18-51C (117g)
- Round Wire Locks # 905-073-MW

These new pistons utilize a dedicated Forged Side Relief (FSR) forging that was specifically designed for high horsepower forced induction engines. In addition we have found ways to reduce weight and maintain the durability needed for both street and racing use. Lightweight and extremely durable, these pistons are machined for 1.0mm, 1.2mm, 2.8mm rings.



FORD V6 ECOBOOST							Std Bore: 3.642		Ring package designed for: 1.0mm, 1.2mm, 2.8mm Rings						
Part #	Cubic Inches	Bore Size	Stroke	Rod Length	Block Height	Comp. Distance	Head Cubic Centimeters		Dome Volume	Gram Weight	Footnote	Oversize	Ring Set Recommended	JE Pro Seal Head Gasket	
							43.1cc Compression Ratio								
360928	213	3.642	3.413	6.013	8.970	1.240		10.0:1	-12.5		T, M	STD	JG1001-3642		
360929	214	3.647	3.413	6.013	8.970	1.240		10.0:1	-12.7		T, M	.005	JG1001-3652		
360930	214	3.652	3.413	6.013	8.970	1.240		10.0:1	-12.9		T, M	.010	JG1001-3652		
360931	215	3.661	3.413	6.013	8.970	1.240		10.0:1	-13.1		T, M	.020	JG1001-3661		
360932	213	3.642	3.413	6.013	8.970	1.240		10.5:1	-9.1		T, M	STD	JG1001-3642		
360933	214	3.647	3.413	6.013	8.970	1.240		10.5:1	-9.3		T, M	.005	JG1001-3652		
360934	214	3.652	3.413	6.013	8.970	1.240		10.5:1	-9.4		T, M	.010	JG1001-3652		
360935	215	3.661	3.413	6.013	8.970	1.240		10.5:1	-9.7		T, M	.020	JG1001-3661		

**FOOTNOTES:** M = Made to Order, T = Forced Induction

## FORD 2.3L ECOBOOST

### FEATURES:

- Accumulator Grooves
- Offset Wrist Pin

### INCLUDES:

- Pin # 886-2250-18-51C
- Round Wire Locks # 866-063-MW

These new pistons utilize a dedicated Forged Side Relief (FSR) forging that was specifically designed for high horsepower forced induction engines. In addition we have found ways to reduce weight and maintain the durability needed for both street and racing use. Lightweight and extremely durable, these pistons are machined for 1.0mm, 1.2mm, 2.8mm rings.



FORD 2.3L ECOBOOST							Std Bore: 3.445			Ring package designed for: 1.0mm, 1.2mm, 2.8mm Rings					
Part #	Cubic Inches	Bore Size	Stroke	Rod Length	Block Height	Comp. Distance	Head Cubic Centimeters			Dome Volume	Gram Weight	Footnote	Oversize	Ring Set Recommended	JE Pro Seal Head Gasket
							53cc	Compression Ratio							
337924	129	3.445	3.701	5.875		1.299		9.5		-6.7	355	M	STD	JG1004-3445	
337925	131	3.465	3.701	5.875		1.299		9.5		-7.6	360	M	.020	JG1004-3465	
337926	132	3.485	3.701	5.875		1.299		9.5		-8.2	363	M	.040	JG1004-3484	

FOOTNOTES: M = Made to Order

## 427 / 428 "FE" INVERTED DOME

### INCLUDES:

- Pin #975-2930-16-51S (154g)
- Pin #990-2930-15-51S (150g) Footnote E
- Double spiro locks (#990-042-CS)

Specially designed for the latest aftermarket blocks and heads, these pistons are for use with the 427 or the 428 crank and aftermarket 4.250" crank with aftermarket 6.700" rod. The factory block should be sonic checked for 4.280" and 4.310" bores. These pistons use 1/16, 1/16, 3/16 rings. The compression ratios are figured for 10.150 block height. Larger bore sizes available as customs, call JE for details. Pin upgrade recommended above 800hp.

427 / 428 "FE" INVERTED DOME							Std Bore: 4.233			Ring package designed for: 1/16, 1/16, 3/16 Rings					
Part #	Cubic Inches	Bore Size	Stroke	Rod Length	Block Height	Comp. Distance	Head Cubic Centimeters			Dome Volume	Gram Weight	Footnote	Oversize	Ring Set Recommended	JE Pro Seal Head Gasket
							72cc	74cc	88cc						
242930	482	4.250	4.250	6.700	10.150	1.325	10.2	10.1	9.0	-25.0	533	E,M	.017	J100F8-4250-5	
242931	489	4.280	4.250	6.700	10.150	1.325	10.3	10.2	9.1	-25.0	521	E,M	.047	J100F8-4280-5	
242932	496	4.310	4.250	6.700	10.150	1.325	10.4	10.3	9.2	-25.0	531	E,M	.077	J100F8-4310-5	
162117	451	4.250	3.980	6.490	10.150	1.670	10.4	10.2	9.1	-16.0	598	P,W	.017	J10008-4250-5	
162116	429	4.250	3.780	6.490	10.150	1.770	10.4	10.2	9.0	-11.0	620	P	.017	J10008-4250-5	

FOOTNOTES: E = .990 Wrist Pin, M = Made to Order, P = .975 Pin Diameter, W = 428 Crank Shaft

## 427 / 428 "FE" FLAT TOP

### INCLUDES:

- Pin #990-2930-15-51S (150g)
- Double spiro locks (#990-042-CS)

Specially designed for the latest aftermarket blocks and heads, these pistons are for use with the aftermarket 4.250" crank and aftermarket 6.700" rods. The factory block should be sonic checked for 4.280" and 4.310" bores. These pistons use 1/16, 1/16, 3/16 rings. The compression ratios are figured for 10.150 block height. Larger bore sizes available as customs, call JE for details. Pin upgrade recommended above 800hp.



427 / 428 "FE" FLAT TOP SERIES							Std Bore: 4.233			Ring package designed for: 1/16, 1/16, 3/16 Rings					
Part #	Cubic Inches	Bore Size	Stroke	Rod Length	Block Height	Comp. Distance	Head Cubic Centimeters			Dome Volume	Gram Weight	Footnote	Oversize	Ring Set Recommended	JE Pro Seal Head Gasket
							72cc	74cc	88cc						
242933	482	4.250	4.250	6.700	10.150	1.325	12.3	12.1	10.6	-5.0	515		.017	J100F8-4250-5	
242934	489	4.280	4.250	6.700	10.150	1.325	12.5	12.3	10.8	-5.0	518	M	.047	J100F8-4280-5	
242935	496	4.310	4.250	6.700	10.150	1.325	12.7	12.5	11.0	-5.0	528	M	.077	J100F8-4310-5	

FOOTNOTES: M = Made to Order



## 427 / 428 "FE" DOME

### INCLUDES:

- Pin #975-2930-16-51S (154g)
- Double Spiro Locks (#990-042-CS)

Specially designed for OEM blocks and heads, these pistons are for use with the 427 or the 428 crank. Designed with a minor +.017" overbore for cast iron blocks, these pistons use a 4.250" ring set with 1/16, 1/16, 3/16 rings. The Compression ratios are figured for 10.150 block height. Larger bore sizes available as customs, call JE for details. Pin upgrade recommended above 800hp.



### 427 DOME SERIES

Std Bore: 4.233

Ring package designed for: 1/16, 1/16, 3/16 Rings

Part #	Cubic Inches	Bore Size	Stroke	Rod Length	Block Height	Comp. Distance	Head Cubic Centimeters			Dome Volume	Gram Weight	Footnote	Oversize	Ring Set Recommended	JE Pro Seal Head Gasket	
							72cc	74cc	88cc							
							Compression Ratio									
168741	451	4.250	3.980	6.490	10.150	1.670	12.5	12.2	10.5	2.5	569	M,P,W	.017	J10008-4250-5		
168742	429	4.250	3.780	6.490	10.150	1.770	12.5	12.2	10.5	6.0	592	P	.017	J10008-4250-5		

FOOTNOTES: M = Made to Order, P = .975 Pin Diameter, W = 428 Crank Shaft

## 460 FLAT TOP

### INCLUDES:

- Note E: Pin #990-2930-18-51S (174g) and double spiro locks (#990-042-CS)
- Note F: Pin #040-2930-18-51S (180g) and double spiro locks (#031-042-CS)

Available off-the-shelf for Ford Racing Super Cobra Jet aluminum cylinder heads and bigger bore sizes!

Specially designed for the latest aftermarket blocks and heads, these pistons are for use with the 427 or the 428 crank and aftermarket 4.250" crank with aftermarket 6.700" rod. The factory block should be sonic checked for 4.280" and 4.310" bores. These pistons use 1/16, 1/16, 3/16 rings. The compression ratios are figured for 10.150 block height. Larger bore sizes available as customs, call JE for details.



### 460 FLAT TOPS

Std Bore: 4.360

Ring package designed for: 1/16, 1/16, 3/16 Rings

15 Degree

Part #	Cubic Inches	Bore Size	Stroke	Rod Length	Block Height	Comp. Distance	Head Cubic Centimeters			Dome Volume	Gram Weight	Footnote	Oversize	Ring Set Recommended	JE Pro Seal Head Gasket	
							74cc	80cc	94cc							
							Compression Ratio									
170877	520	4.390	4.300	6.800	10.300	1.350	13.4	12.5	11.0	-3.0	585	E	.030	J10008-4390-5	FD1017-039	
170878	532	4.440	4.300	6.800	10.300	1.350	13.6	12.7	11.2	-3.0	605	E	.080	J10008-4440-5	FD1017-039	
338257	534	4.470	4.300	6.800	10.300	1.350	13.6	12.7	11.2	-3.0	627	E,M	.110	J100S8-4470-5	FD1017-039	
170877	545	4.390	4.500	6.700	10.300	1.350	13.8	13.0	11.4	-3.0	585	E	.030	J10008-4390-5	FD1017-039	
170878	557	4.440	4.500	6.700	10.300	1.350	14.1	13.3	11.6	-3.0	605	E	.080	J10008-4440-5	FD1017-039	
338257	559	4.470	4.500	6.700	10.300	1.350	14.2	13.3	11.7	-3.0	627	E,M	.110	J100S8-4470-5	FD1017-039	
131685	466	4.390	3.850	6.605	10.300	1.770	12.0	11.3	9.9	-3.0	654	F,M	.030	J10008-4390-5	FD1017-039	

### STROKER 460 FLAT TOPS FOR TFS A460 HEADS

Std Bore: 4.360

Ring package designed for: 1/16, 1/16, 3/16 Rings

13 Degree

Part #	Cubic Inches	Bore Size	Stroke	Rod Length	Block Height	Comp. Distance	Head Cubic Centimeters			Dome Volume	Gram Weight	Footnote	Oversize	Ring Set Recommended	JE Pro Seal Head Gasket
							72cc	Compression Ratio							
232445	532	4.440	4.300	6.800	10.300	1.350		13.4		-5.0	577	E	.080	J10008-4440-5	FD1017-039
232445	557	4.440	4.500	6.700	10.300	1.350		14.0		-5.0	577	E	.080	J10008-4440-5	FD1017-039
232446	520	4.390	4.300	6.605	10.300	1.545		13.2		-5.0	603	F,L	.030	J10008-4440-5	FD1017-039
232447	532	4.440	4.300	6.605	10.300	1.545		13.4		-5.0	625	F,L	.080	J10008-4390-5	FD1017-039

### STROKER 460 FLAT TOPS FOR M-6049-SCJ HEADS

Std Bore: 4.360

Ring package designed for: 1/16, 1/16, 3/16 Rings

9 Degree

Part #	Cubic Inches	Bore Size	Stroke	Rod Length	Block Height	Comp. Distance	Head Cubic Centimeters			Dome Volume	Gram Weight	Footnote	Oversize	Ring Set Recommended	JE Pro Seal Head Gasket
							72cc	Compression Ratio							
257665	520	4.390	4.300	6.800	10.300	1.350		13.2		-5.0	554	E	.030	J100F8-4390-5	
257666	532	4.440	4.300	6.800	10.300	1.350		13.4		-5.0	572	E,M	.080	J100F8-4440-5	
257667	547	4.500	4.300	6.800	10.300	1.350		13.7		-5.0	593	E,M	.140	J100F8-4500-5	
257665	545	4.390	4.500	6.700	10.300	1.350		13.7		-5.0	554	E	.030	J100F8-4390-5	
257666	557	4.440	4.500	6.700	10.300	1.350		14.0		-5.0	572	E,M	.080	J100F8-4440-5	
257667	573	4.500	4.500	6.700	10.300	1.350		14.3		-5.0	593	E,M	.140	J100F8-4500-5	

FOOTNOTES: E = .990 Wrist Pin, F = Indicates 1.040 Pin Diameter, L = Limited Quantities Available, M = Made to Order



## 460 INVERTED DOME

**INCLUDES:**

- Note E: Pin #990-2930-18-51S (174g) and double spiro locks (#990-042-CS)
- Note F: Pin #040-2930-18-51S (180g) and double spiro locks (#031-042-CS)

These inverted dome pistons are compatible with turbocharged, nitrous and forced induction systems. The valve reliefs are designed to accommodate oversized valves and long duration, wide lobe separation cams. Precision CNC machined ring grooves accept 1/16, 1/16, 3/16 rings and compression height is figured for a 10.300" deck block. Note: SVO A, C, E and BOSS aluminum heads require custom pistons.

460 INVERTED DOME							Std Bore: 4.360			Ring package designed for: 1/16, 1/16, 3/16 Rings					15 DEGREE	
Part #	Cubic Inches	Bore Size	Stroke	Rod Length	Block Height	Comp. Distance	Head Cubic Centimeters			Dome Volume	Gram Weight	Footnote	Oversize	Ring Set Recommended	JE Pro Seal Head Gasket	
							74cc	80cc	94cc							
							Compression Ratio									
170879	520	4.390	4.300	6.800	10.300	1.350	9.7	9.3	8.5	-39.0	568	E	.030	J10008-4390-5	FD1017-039	
170880	532	4.440	4.300	6.800	10.300	1.350	9.9	9.5	8.6	-39.0	596	E	.080	J10008-4440-5	FD1017-039	
338259	534	4.470	4.300	6.800	10.300	1.350	9.9	9.5	8.6	-39.0	599	E,M	.110	J100S8-4470-5	FD1017-039	
170879	545	4.390	4.500	6.700	10.300	1.350	10.1	9.6	8.8	-39.0	568	E	.030	J10008-4390-5	FD1017-039	
170880	557	4.440	4.500	6.700	10.300	1.350	10.3	9.8	9.0	-39.0	596	E	.080	J10008-4440-5	FD1017-039	
338259	559	4.470	4.500	6.700	10.300	1.350	10.3	9.9	9.0	-39.0	599	E,M	.110	J100S8-4470-5	FD1017-039	
170881	520	4.390	4.300	6.605	10.300	1.545	9.7	9.3	8.5	-39.0	602	F,L	.030	J10008-4390-5	FD1017-039	
170882	532	4.440	4.300	6.600	10.300	1.545	9.9	9.5	8.6	-39.0	626	F,L	.080	J10008-4440-5	FD1017-039	

STROKER 460 INVERTED DOME FOR M-6049 -SCJ HEADS							Std Bore: 4.360			Ring package designed for: 1/16, 1/16, 3/16 Rings					9 DEGREE	
Part #	Cubic Inches	Bore Size	Stroke	Rod Length	Block Height	Comp. Distance	Head Cubic Centimeters			Dome Volume	Gram Weight	Footnote	Oversize	Ring Set Recommended	JE Pro Seal Head Gasket	
							72cc									
							Compression Ratio									
257668	520	4.390	4.300	6.800	10.300	1.350		9.8		-39.0	582	E,M	0.030	J100F8-4390-5	FD1017-039	
257669	532	4.440	4.300	6.800	10.300	1.350		10.0		-39.0	600	E,M	0.080	J100F8-4440-5	FD1017-039	
257668	545	4.390	4.500	6.700	10.300	1.350		10.2		-39.0	582	E,M	.030	J100F8-4390-5	FD1017-039	
257669	557	4.440	4.500	6.700	10.300	1.350		10.4		-39.0	600	E,M	.080	J100F8-4440-5	FD1017-039	

**FOOTNOTES: E = .990 Wrist Pin, F = Indicates 1.040 Pin Diameter, L = Limited Quantities Available, M = Made to Order**

## PINTO / MINI STOCK FLAT TOP

**INCLUDES:**

- Pin #927-2500-13-51S (108g)
- Double spiro locks (#927-042-CS)

These pistons have a lightweight, low drag design. They are the most popular Pinto piston on the market today. They feature precision CNC machined ring grooves and accept 1/16, 1/16, 3/16 rings.

MINI STOCK DELIGHT							Std Bore: 3.780			Ring package designed for: 1/16, 1/16, 3/16 Rings					
Part #	Cubic Inches	Bore Size	Stroke	Rod Length	Block Height	Comp. Distance	Head Cubic Centimeters			Dome Volume	Gram Weight	Footnote	Oversize	Ring Set Recommended	JE Pro Seal Head Gasket
							52cc								
							Compression Ratio								
118558	142	3.810	3.126	5.700	8.353	1.090		9.0		-2.0	341	B,C,M	.030	J10004-3810-5	FD1004-039
118560	143	3.820	3.126	5.700	8.353	1.090		9.0		-2.0	349	B,C	.040	J10004-3820-5	FD1004-039

**FOOTNOTES: B = Oil Rail Support is Included, C = .927 Pin Diameter, M = Made to Order**



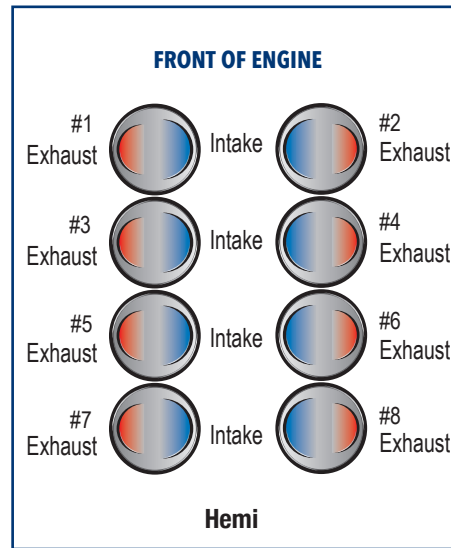
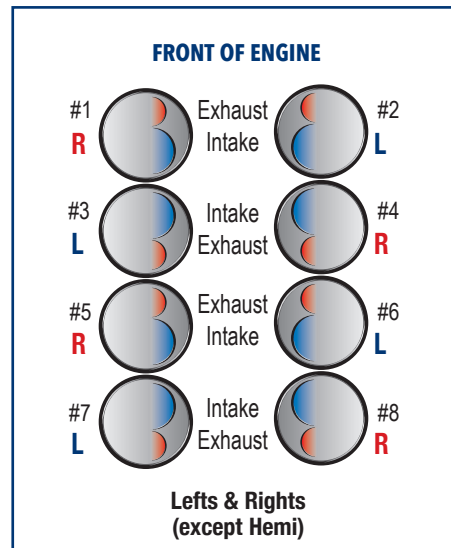
## MOPAR

The Chrysler engine family has a rich history of innovation and performance both on and off the racetrack. Chrysler's modern V8 engines appeared as early as 1951 with the introduction of the 331 Hemi. Since that time many factory and aftermarket variations of the engines have appeared in street, strip and high-performance racecars all over the world.

Chrysler has produced two types of small block V8 engines; the "A" series from 1956-66 and the "LA" series from 1964 to the present of which the current Magnum engines are a derivative. JE flat top and inverted dome pistons work well with both of these engine families and with the help of the compression ratio formula listed you can determine what piston style best suits your needs. Later versions of the "LA" series like the 340 often have positive deck heights (where the piston protrudes out of the block) so extreme care should be taken to inspect piston to cylinder head clearance as shown on the tech page of this catalog.

Big Block Chryslers can also be separated into two categories, the "B" and the "RB". The difference in these two engine types is cylinder block deck height with the "B" group comprised of the 383, the 400 and others at 9.980" deck, and the "RB" group including the 426 and the 440 at 10.725" deck. Use the compression height formula on the tech page of this catalog to determine which JE shelf piston is appropriate for your application. Big Block Chrysler cylinder heads come in two basic configurations, closed chamber and open chamber. Closed chamber heads were used in all engines dated 1967 and earlier and possess a 78.5cc combustion chamber. Open chamber heads were used from 1968 onwards and have 88cc combustion chambers. All JE 400/440 Wedge pistons, both domed and flat tops, are designed to accommodate either cylinder head type.

REMEMBER; check all clearances during assembly as shown in the diagrams below and on the tech page of this catalog. If you have questions regarding the head chamber details on your particular cylinder head JE suggests that you contact the cylinder head manufacturer directly.



## 440 INVERTED DOME

**INCLUDES:**

- 990-2930-15-51S (150g) Pins & 990-042-CS Double Spiro Locks (note E)
- Double Spiro Locks

Designed for use in high-performance street/strip applications, these inverted dome pistons are compatible with nitrous and forced induction systems. These pistons are machined to accept 1/16, 1/16, 3/16 rings. Please check footnote listings for wrist pin diameter listings. Pin upgrade recommended above 800hp.



440 SERIES		Std Bore: 4.320		Ring package designed for: 1/16, 1/16, 3/16 Rings											
Part #	Cubic Inches	Bore Size	Stroke	Rod Length	Block Height	Comp. Distance	Head Cubic Centimeters			Dome Volume	Gram Weight	Footnote	Oversize	Ring Set Recommended	JE Pro Seal Head Gasket
							73cc	80cc	90cc						
							Compression Ratio								
232452	493	4.350	4.150	6.766	10.690	1.858	10.0	9.5	8.8	-28.9	714	E	.030	J10008-4350-5	CR1002-039
232453	499	4.375	4.150	6.766	10.690	1.858	10.1	9.6	8.9	-30.1	725	E	.055	J10008-4375-5	CR1003-039
232456	446	4.350	3.750	6.766	10.699	2.058	10.0	9.4	8.7	-18.1	745	E	.030	J10008-4350-5	CR1002-039

FOOTNOTES: E = .990 Wrist Pin

## 400 / 440 WEDGE FLAT TOP

### INCLUDES:

- 990-2930-15-51S (150g) Pins & 990-042-CS Double Spiro Locks (note E)
- 094-2930-15-51S (170g) Pins & 094-037-CS Double Spiro Locks (note H)

These pistons feature a completely new design configuration that will accommodate intake valve diameters of up to 2.250". Valve reliefs have been machined to accept long duration, tight lobe separation cam profiles and ring grooves are machined for 1/16, 1/16, 3/16 rings. These pistons are available with either .990" or 1.094" diameter wrist pins (see footnotes). Pin upgrade recommended above 800hp.



JE PISTONS

400 SERIES		Std Bore: 4.342					Ring package designed for: 1/16, 1/16, 3/16 Rings									
Part #	Cubic Inches	Bore Size	Stroke	Rod Length	Block Height	Comp. Distance	Head Cubic Centimeters			Dome Volume	Gram Weight	Footnote	Oversize	Ring Set Recommended	JE Pro Seal Head Gasket	
							73cc	80cc	90cc							
							Compression Ratio									
213460	499	4.375	4.150	6.766	9.954	1.113	12.5	11.7	10.7	-5.0	481	E	.033	J10008-4375-5	CR1003-039	

440 SERIES		Std Bore: 4.342					Ring package designed for: 1/16, 1/16, 3/16 Rings									
Part #	Cubic Inches	Bore Size	Stroke	Rod Length	Block Height	Comp. Distance	Head Cubic Centimeters			Dome Volume	Gram Weight	Footnote	Oversize	Ring Set Recommended	JE Pro Seal Head Gasket	
							73cc	80cc	90cc							
							Compression Ratio									
213462	493	4.350	4.150	6.766	10.699	1.858	12.5	11.7	10.7	-5.0	612	E,M	.030	J10008-4350-5	CR1002-039	
213463	499	4.375	4.150	6.766	10.699	1.858	12.5	11.7	10.7	-5.0	625	E,M	.055	J10008-4375-5	CR1003-039	
213466	446	4.350	3.750	6.766	10.699	2.058	11.5	10.7	9.8	-5.0	636	H	.030	J10008-4350-5	CR1002-039	
213467	446	4.350	3.750	6.766	10.699	2.058	11.5	10.7	9.8	-5.0	653	E,M	.030	J10008-4350-5	CR1002-039	

FOOTNOTES: E = .990 Wrist Pin, H = Indicates 1.094 Pin Diameter, M = Made to Order

## 440 WEDGE DOME

### INCLUDES:

- 990-2930-15-51S (150g) Pins & 990-042-CS Double Spiro Locks (note E)
- 094-2930-15-51S (170g) Pins & 094-037-CS Double Spiro Locks (note H)

These 400/440 Wedge dome pistons will accommodate intake valve diameters up to 2.250" and accept long duration, tight lobe separation cams. Available with either .990" or 1.094" diameter wrist pins (see footnotes) these pistons are machined for 1/16, 1/16, 3/16 rings. Pin upgrade recommended above 800hp.



440 SERIES		Std Bore: 4.320					Ring package designed for: 1/16, 1/16, 3/16 Rings									
Part #	Cubic Inches	Bore Size	Stroke	Rod Length	Block Height	Comp. Distance	Head Cubic Centimeters			Dome Volume	Gram Weight	Footnote	Oversize	Ring Set Recommended	JE Pro Seal Head Gasket	
							73cc	80cc	90cc							
							Compression Ratio									
213683	493	4.350	4.150	6.766	10.699	1.858	15.0	13.7	12.3	11.0	614	E,M	0.030	J10008-4350-5	CR1002-039	
213684	446	4.350	3.750	6.766	10.699	2.058	13.6	12.5	11.2	11.0	645	H,M	0.030	J10008-4350-5	CR1002-039	

FOOTNOTES: E = .990 Wrist Pin, H = Indicates 1.094 Pin Diameter, M = Made to Order

## S/B CHRYSLER FLAT TOP

### INCLUDES:

- Pin #927-2750-15-51S (130g)
- Double Spiro Locks (#927-042-CS)

These small block Chrysler pistons are machined to accommodate large valves and long duration, tight lobe separation cams these pistons are machined for 1/16, 1/16, 3/16 rings and .927" diameter wrist pins. Pin upgrade recommended above 700hp.



340 SERIES		Std Bore: 4.040					Ring package designed for: 1/16, 1/16, 3/16 Rings									
Part #	Cubic Inches	Bore Size	Stroke	Rod Length	Block Height	Comp. Distance	Head Cubic Centimeters			Dome Volume	Gram Weight	Footnote	Oversize	Ring Set Recommended	JE Pro Seal Head Gasket	
							60cc	65cc	70cc							
							Compression Ratio									
207421	416	4.070	4.000	6.125	9.585	1.460	12.3	11.6	10.9	-6.8	489	M	.030	J100F8-4070-5	CR1001-039	

FOOTNOTES: M = Made to Order

CONTINUED ON NEXT PAGE >>



**360 SERIES**                      **Std Bore: 4.040**                      **Ring package designed for: 1/16, 1/16, 3/16 Rings**

Part #	Cubic Inches	Bore Size	Stroke	Rod Length	Block Height	Comp. Distance	Head Cubic Centimeters			Dome Volume	Gram Weight	Footnote	Oversize	Ring Set Recommended	JE Pro Seal Head Gasket
							60cc	65cc	70cc						
							Compression Ratio								
207423	408	4.030	4.000	6.125	9.585	1.460	12.0	11.4	10.6	-6.8	476	M	.030	J100F8-4030-5	CR1000-039

**S/B CHRYSLER INVERTED DOME**

**INCLUDES:**

- Pin #927-2750-15-51S (130g)
- Double Spiro Locks (#927-042-CS)

Designed for use in high-performance street/strip machines these inverted dome pistons are compatible with turbocharged, nitrous and forced induction systems. Machined to accommodate large valves and long duration, tight lobe separation cams these pistons are machined for 1/16, 1/16, 3/16 rings and .927" diameter wrist pins. Pin upgrade recommended above 700hp.



**S/B CHRYSLER INVERTED DOME**

**340 SERIES**                      **Std Bore: 4.040**                      **Ring package designed for: 1/16, 1/16, 3/16 Rings**

Part #	Cubic Inches	Bore Size	Stroke	Rod Length	Block Height	Comp. Distance	Head Cubic Centimeters			Dome Volume	Gram Weight	Footnote	Oversize	Ring Set Recommended	JE Pro Seal Head Gasket
							60cc	65cc	70cc						
							Compression Ratio								
207422	416	4.070	4.000	6.125	9.585	1.460	10.3	9.8	9.5	-21.5	480	M	.030	J100F8-4070-5	CR1001-039

**360 SERIES**                      **Std Bore: 4.040**                      **Ring package designed for: 1/16, 1/16, 3/16 Rings**

Part #	Cubic Inches	Bore Size	Stroke	Rod Length	Block Height	Comp. Distance	Head Cubic Centimeters			Dome Volume	Gram Weight	Footnote	Oversize	Ring Set Recommended	JE Pro Seal Head Gasket
							60cc	65cc	70cc						
							Compression Ratio								
207420	408	4.030	4.000	6.125	9.585	1.460	10.3	9.8	9.5	-20.0	471	M	.030	J100F8-4030-5	CR1000-039

**426 HEMI**

**INCLUDES:**

- Pin #031-2930-17-51S (175g)
- Double Spiro Locks (#031-042-CS)

Machined from high silicon 4032 alloy for tighter, quieter running clearances (part # 131834 is manufactured from 2618 alloy which by design requires slightly more piston to cylinder wall clearance). All part numbers utilize an application specific forging for a more efficient dome shape. These pistons are the perfect choice for your high performance street/strip Hemi engine. Valve pockets have been engineered to accommodate oversized valves and long duration, tight lobe separation cams. The 4032 alloy pistons are precision CNC machined for 5/64, 5/64, 3/16 factory style rings. 2618 alloy pistons are made for 1/16, 1/16, 3/16 rings.



**426 HEMI**

**426 SERIES**                      **Std Bore: 4.25**                      **Ring package designed for: 5/64, 5/64, 3/16 Rings (Except 232517)**

Part #	Cubic Inches	Bore Size	Stroke	Rod Length	Block Height	Comp. Distance	Head Cubic Centimeters			Dome Volume	Gram Weight	Footnote	Oversize	Ring Set Recommended	JE Pro Seal Head Gasket
							168cc	174cc	Compression Ratio						
232517	528	4.500	4.150	6.860		1.795	10.4	-	10.0	62.0	900	M	.250	J10008-4500-5	
131850	426	4.255	3.750	6.860		1.955	10.7	-	10.1	88.0	830		.005	JP00F8-4250-5	CR1006-039
118758	431	4.280	3.750	6.860		1.955	10.8	-	10.2	88.0	829		.030	JP00F8-4280-5	CR1006-039
118759	433	4.290	3.750	6.860		1.955	10.8	-	10.2	88.0	842		.040	JP00F8-4290-5	CR1006-039

**426 SERIES (2618 ALUMINUM)**                      **Std Bore: 4.250**                      **Ring package designed for: 1/16, 1/16, 3/16 Rings**

Part #	Cubic Inches	Bore Size	Stroke	Rod Length	Block Height	Comp. Distance	Head Cubic Centimeters			Dome Volume	Gram Weight	Footnote	Oversize	Ring Set Recommended	JE Pro Seal Head Gasket
							168cc	174cc	Compression Ratio						
131834	472	4.255	4.150	6.860		1.765	11.7	-	11.1	98.0	771	M	.005	J10008-4250-5	CR1006-039

**FOOTNOTES: M = Made to Order**



## TOP FUEL

### INCLUDES:

- Pin Fitting (1.156 pin diameter)

No more waiting for custom pistons! These pistons are specifically designed to handle the 7000+ horsepower generated by Top Fuel engines. They come Kool Coated at no extra charge. The ring grooves are precision machined to accept Dykes D017 top rings, 1/16 second ring, and 3/16 oil rings. Pins, buttons, and rings must be purchased separately.



### TOP FUEL

TOP FUEL SERIES							Std Bore: 4.040		Ring package designed for: 1/16second ring, 3/16 oil rings (Except 232517)						
Part #	Cubic Inches	Bore Size	Stroke	Rod Length	Block Height	Comp. Distance	Head Cubic Centimeters Compression Ratio		Dome Volume	Gram Weight	Footnote	Oversize	Ring Set Recommended	JE Pro Seal Head Gasket	
207486		4.187				1.630				784			J14185-5-017HPD		
207487		4.187				1.660				799			J14185-5-017HPD		
207488		4.187				1.690				807			J14185-5-017HPD		
207489		4.187				1.720				808			J14185-5-017HPD		

## BLOWN ALCOHOL

These pistons are designed to fit the standard Newberry alcohol combination with a 1.094 wrist pin. The ring grooves are precision machined to accept Dykes D017 top rings (part number J14310-5-017DMD), 1/16 second ring, and 3/16 oil rings. Pins, buttons, and rings must be purchased separately.

### BLOWN ALCOHOL

BLOWN ALCOHOL SERIES														
Part #	Cubic Inches	Bore Size	Stroke	Rod Length	Block Height	Comp. Distance	Head Cubic Centimeters Compression Ratio		Dome Volume	Gram Weight	Footnote	Oversize	Ring Set Recommended	JE Pro Seal Head Gasket
178003		4.310				1.612				774			J890F8-4310-5	

## BUICK GRAND NATIONAL

### INCLUDES:

- Pin #940-2750-16-51S (137g)
- Double spiro locks (#927-042-CS)

The overwhelming choice of the world's fastest Buick engine builders. These pistons are engineered to produce maximum horsepower in extreme boost or nitrous applications. The inverted dome is designed to duplicate the factory compression ratio and the precision CNC machined ring grooves accept 1/16, 1/16, 3/16 rings. Pin upgrade recommended above 600hp.

### BUICK GRAND NATIONAL

BUICK GRAND NATIONAL SERIES							Std Bore: 3.800								
Part #	Cubic Inches	Bore Size	Stroke	Rod Length	Block Height	Comp. Distance	Head Cubic Centimeters <b>48cc</b> Compression Ratio		Dome Volume	Gram Weight	Footnote	Oversize	Ring Set Recommended	JE Pro Seal Head Gasket	
312982	233	3.810	3.400	5.960	9.510	1.850		8.5	-28.6	536	T,M	.010	J10006-3810-5		
312983	233	3.815	3.400	5.960	9.510	1.850		8.5	-28.9	538	T,M	.015	J10006-3810-5		
131556	234	3.820	3.400	5.960	9.510	1.850		8.5	-29.5	541	T	.020	J100F6-3820-5		
131557	235	3.830	3.400	5.960	9.510	1.850		8.5	-29.5	542	T	.030	J100F6-3830-5		
338260	236	3.840	3.400	5.960	9.510	1.850		8.5	-29.5	560	T,M	.040	J100F6-3840-5		

FOOTNOTES: T = Forced Induction, M = Made to Order



## NHRA APPROVED STOCK ELIMINATOR

Designed to be used in the NHRA Stock Eliminator class, these pistons are also IHRA accepted. They are specially marked with the required NHRA logo and the JE part number on the top of the piston. **These pistons are made to order in bore sizes up to +.070" and with factory specification ring grooves only, as mandated by NHRA rules. Wrist pins or rings are not included and please allow for moderate lead times when ordering.**



PART #	MODEL	YEARS	HORSEPOWER	DISPLACE
223854	AMC	'69	315	390
166082	AMC	'70	325	390
304205	Chrysler	'60-'75		225
304205	Chrysler	'76-'87		225
155776	Chrysler	'64-'69	180	273
136627	Chrysler	'68-'71	275 - 290	340
148623	Chrysler	'72-'73	240	340
298267	Chrysler	'09-'10	Drag Pak	345
138213	Chrysler	'72-'93	All	360
186389	Chrysler	'93-'99	All	360
298268	Chrysler	2009	385 Drag Pak	370
161961	Chrysler	'98-'99	All	488
101619	Chrysler	'62	410	413
2303	Chrysler	'63	415	426W
106493	Chrysler	'64	415	426W
2302	Chrysler	'63-'64	425	426W
1599	Chrysler	'66-'71	Street Hemi	426H
172450	Chrysler	'66-'70	6-Pack	440
138939	Chrysler	'70-'72	6-pack	440
141602	Ford	'87-'93	All	302
291583	Ford	'70 -'72	All Flat Top	351C
297347	Ford	2010	285 CJ	352
137691	Ford	'66-'70	All 4-BBL	390
8043	Ford	'68-'70	335	428
277958	Ford	'64	410-425 Hi Riser Only	427
277958	Ford	'66-'67	425	427
143290	Ford	'67	Flat Top Shelby	428
129775	Ford	'68	Flat Top Shelby	428
297348	Ford	2010	375 CJ	428
3977	Ford	'69 -'71	370 - 375	429
103623	Ford	'73-'74	All 4-BBL	351
187617	Chevrolet	'94-'00	All	135
139757	Chevrolet	'80-'84	All	229
143824	Chevrolet	'62-'70	All	230
150052	Chevrolet	'95-'02	200	231
123567	Chevrolet	'67-'69	290	302
150953	Chevrolet	'85-'95	All Flat Top	262

PART #	MODEL	YEARS	HORSEPOWER	DISPLACE
167913	Chevrolet	'90-'98	Vortech	262
143824	Chevrolet	'57 -'67	All Flat Top	283
139757	Chevrolet	'76 -'86	All Dished	305
143825	Chevrolet	'83 -'92	All Flat Top	305
281834	Chevrolet	'87-'91	All Dished	305
138076	Chevrolet	'62-'69	210 - 250 - 275 - 300	327
170774	Chevrolet	'65-'68	325 - 350	327
139904	Chevrolet	'67-'70	250 - 255 - 297 - 300	350
161757	Chevrolet	'71-'72	175 - 270	350
274451	Chevrolet	'73-'81	All Except "Hi-Perf"	350
150953	Chevrolet	'86	Truck	350
295643	Chevrolet	'98-'00	LS1	346
299574	Chevrolet	'86-'89	All Dish	350
290397	Chevrolet	'90-'98	LT1 Flat Top	350
305290	Chevrolet	'05-'06	400	364
305291	Chevrolet	'05-'06	400	364
134757	Chevrolet	'66-'69	325 - 360	396
281076	Chevrolet	'67	375	396
274519	Chevrolet	'65-'69	375	396
145569	Chevrolet	'71-'72	210 - 300	402
134757	Chevrolet	'70	330 - 350	402
300967	Chevrolet	'70	375	402
142474	Chevrolet	'66-'67	390 - 400	427
294258	Chevrolet	'66-'69	425	427
265052	Chevrolet	'69	430	427
211401	Chevrolet	'70	450	454
274134	Chevrolet	'71-'76	All Flat Top	454
141416	Chevrolet	'71	425	454
130636	Buick	'78-'87	Turbo	231
181379	Buick	'89	Turbo	231
150052	Buick	'93-'00	All	231
117961	Buick	'70	350 - 360	455
191257	Buick	'71-'76	All	455
154251	Oldsmobile	'80-'89	138 - 180	307
278567	Pontiac	'60-'66	All	389
295647	Pontiac	'67-'79	All	400
146348	Pontiac	'70-'74	All Except "Super Duty"	455

## NASCAR CANADIAN TIRE SERIES



- Approved by NASCAR for use in competition
- 2618 High Strength Alloy
- Includes Carbon Steel Wrist Pins and Double Spir
- Precision CNC Machined Ring Grooves accept 1/16, 1/16, 3/16 Rings (sold separately)
- 927-2500-15-51S (118G)
- 912-2500-14-51S (111G)



### SMALL BLOCK CHEVY

Part #	Cubic Inches	Bore Size	Stroke	Rod Length	Block Height	Comp. Distance	Head Cubic Centimeters			Dome Volume	Gram Weight	Footnote	Oversize	Ring Set Recommended	JE Pro Seal Head Gasket
							60cc	62cc	64cc						
							Compression Ratio								
253732	355	4.030	3.480	5.700	8.990	1.550	10.1	9.9	9.7	-11.0	496	C,M	0.030	J10008-4030-5	GM1002-039
265088	357	4.040	3.480	5.700	8.990	1.550	10.1	9.9	9.7	-11.0	498	C,M	0.040	J10008-4040-5	GM1002-039
265089	360	4.060	3.480	5.700	8.990	1.550	10.2	10.0	9.8	-11.0	500	C,M	0.060	J10008-4060-5	GM1002-039
265258		**	3.480	5.700	8.990	1.550				-11.0		C			GM1002-039

FOOTNOTES: C = .927 Pin Diameter, M = Made to Order

\*\* USE 265258 For all other bore sizes from 4.000 - 4.060 (Made to Order)

### SMALL BLOCK FORD

Part #	Cubic Inches	Bore Size	Stroke	Rod Length	Block Height	Comp. Distance	Head Cubic Centimeters			Dome Volume	Gram Weight	Footnote	Oversize	Ring Set Recommended	JE Pro Seal Head Gasket
							60cc	62cc	64cc						
							Compression Ratio								
253729	357	4.030	3.500	5.956	9.475	1.769	9.8	9.6	9.4	-14.0	530	D, M	0.030	J10008-4030-5	FD1001-039
265105	362	4.060	3.500	5.956	9.475	1.769	9.9	9.7	9.5	-14.0	530	D, M	0.060	J10008-4060-5	FD1001-039
265106	357	4.030	3.500	6.000	9.475	1.724	9.8	9.6	9.4	-14.0	518	C, M	0.030	J10008-4030-5	FD1001-039
265107	362	4.060	3.500	6.000	9.475	1.724	9.9	9.7	9.5	-14.0	522	C, M	0.060	J10008-4060-5	FD1001-039
265259		**	3.500	EITHER	9.475	EITHER				-14.0		M			FD1001-039

FOOTNOTES: C = .927 Pin Diameter, D = .912 Pin Diameter, M = Made to Order,

\*\*Use 265259 for All Other Bore Sizes from 4.000 - 4.060 (Made to Order)

### CHRYSLER W-2

Part #	Cubic Inches	Bore Size	Stroke	Rod Length	Block Height	Comp. Distance	Head Cubic Centimeters			Dome Volume	Gram Weight	Footnote	Oversize	Ring Set Recommended	JE Pro Seal Head Gasket
							60cc	62cc	64cc						
							Compression Ratio								
265092	365	4.030	3.580	6.125	9.580	1.665	10.4	10.1	9.9	-11.0	520	C, M	0.030	J10008-4030-5	CR1000-039
253733	367	4.040	3.580	6.125	9.580	1.665	10.4	10.2	10.0	-11.0	523	C, M	0.040	J10008-4040-5	CR1000-039
265093	371	4.060	3.580	6.125	9.580	1.665	10.5	10.2	10.0	-11.0	525	C, M	0.060	J10008-4060-5	CR1000-039
265251		**	3.580	6.125	9.580	1.665				-11.0		M			CR1000-039

FOOTNOTES: C = .927 Pin Diameter, M = Made to Order,

\*\*Use 265251 for All Other Bore Sizes from 4.000 - 4.060 (Made to Order)



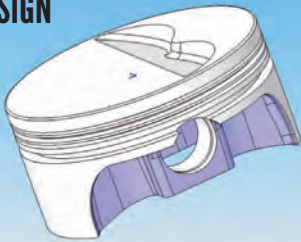
SRP PROFESSIONAL



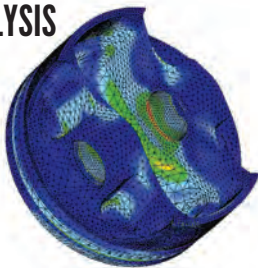
NEW SRP PRO 2618 - LOOK FOR RED HIGHLIGHTED PART NUMBERS.



### DESIGN



### ANALYSIS



### BILLET PROTOTYPE



## SRP PROFESSIONAL


**NEW:** SRP Pro 2618 series pistons bridge the gap between strength and affordability. Offered for a wide variety of engine applications in popular bore and stroke dimensions, this piston series provides the outstanding durability of 2618 aluminum alloy at a price that won't break the bank.

SRP Pistons is proud to offer a high tech addition to our very popular product line. SRP Professional pistons include features used in professional racing such as lightweight forged side relief (FSR) forgings, high quality wrist pins, and precision CNC machined ring grooves and skirts. In addition, every package includes JE Pro Seal Premium Piston Rings. The included ring set features a 1.2 premium steel top ring, 1.5mm Napier (hooked face) second ring and 3.0mm standard tension oil ring. Every piston is designed and manufactured in the USA at the advanced JE/SRP Pistons manufacturing center.

The development of SRP Professional took place over the course of an entire year. The piston designs were created using 3D computer modeling and tested for strength using Finite Element Analysis (FEA). Several revisions were made to optimize the strength and weight before manufacturing began. Unlike other piston manufacturers, JE/SRP Pistons manufacture billet pistons from solid pucks of aluminum for dyno testing in actual engines prior to approving the final forging designs. "This gives us the opportunity to make small adjustments to the design to improve performance and strength prior to adding them to our catalog. We also verify our products outperform our competitors" said Dane Kalinowski, JE Pistons Design Engineer.

OTHER BRAND

SRP PROFESSIONAL



2.750"

2.250"

130 Grams

Only 106 Grams



## CHEVY LS LR4 / LY2 4.8L VORTEC 4800

Advanced, lightweight FSR forging that eliminates stress concentrations for superior strength. Stronger than traditional designs but up to 20% lighter.

- Accumulator grooves for improved ring seal
- Thick top ring lands to accommodate moderate forced induction/nitrous applications

### RINGS INCLUDED

- Lightweight, low friction metric ring package included
- 1.2mm top ring, 1.2mm 2nd ring, 2.5mm oil ring
- Minimal filing required

### PINS AND LOCKS:

- High quality 2.250" pin further reduces reciprocating weight
- Carbon steel wire locks included

#### PROFESSIONAL SERIES DOME & INVERTED DOME

Std Bore: 3.780

Ring package designed for: 1.2mm, 1.5mm, 3.0mm Premium Rings Included

Part #	Cubic Inches	Bore Size	Stroke	Rod Length	Comp. Distance	Head Cubic Centimeters			Dome Volume	Gram Weight	Footnote	Oversize	Ring Set Included	JE Pro Seal Head Gasket
						61cc	64cc	68cc						
						Compression Ratio								
315548	293	3.780	3.268	6.278	1.314	9.0	8.7	8.3	-4.4	380	2618, K, M	STD	JC2808-3780	GM1015-051
315549	293	3.780	3.268	6.278	1.314	10.5	10.1	9.6	7.5	401	2618, K, M	STD	JC2808-3780	GM1015-051
315550	295	3.790	3.268	6.278	1.314	9.0	8.7	8.3	-4.7	383	2618, K, M	.010	JC2808-3789	GM1015-051
315551	295	3.790	3.268	6.278	1.314	10.5	10.1	9.6	7.2	403	2618, K, M	.010	JC2808-3789	GM1015-051

FOOTNOTES: 2618 = 2618 Aluminum Forging, K = .945 Pin Diameter, M = Made to Order

## CHEVY LS GEN III & GEN IV 5.3L VORTEC 5300

Advanced, lightweight FSR forging that eliminates stress concentrations for superior strength. Stronger than traditional designs but up to 20% lighter.

- Accumulator grooves for improved ring seal
- Thick top ring lands to accommodate moderate forced induction/nitrous applications

### RINGS INCLUDED

- Lightweight, low friction metric ring package included
- 1.2mm top ring, 1.2mm 2nd ring, 2.5mm oil ring
- Minimal filing required

### PINS AND LOCKS:

- High quality 2.250" pin further reduces reciprocating weight
- Carbon steel wire locks included

#### PROFESSIONAL SERIES INVERTED DOME & DOME

Std Bore: 3.780

Ring package designed for: 1.2mm, 1.5mm, 3.0mm Premium Rings Included

Part #	Cubic Inches	Bore Size	Stroke	Rod Length	Comp. Distance	Head Cubic Centimeters			Dome Volume	Gram Weight	Footnote	Oversize	Ring Set Included	JE Pro Seal Head Gasket
						61cc	64cc	68cc						
						Compression Ratio								
315552	325	3.780	3.622	6.098	1.314	9.0	8.7	8.4	-12.5	370	2618, K, M	STD	JC2808-3780	GM1015-051
315553	325	3.780	3.622	6.098	1.314	10.5	10.1	9.6	0.6	380	2618, K, M	STD	JC2808-3780	GM1015-051
315554	327	3.790	3.622	6.098	1.314	9.0	8.7	8.4	-12.9	372	2618, K, M	.010	JC2808-3789	GM1015-051
315555	327	3.790	3.622	6.098	1.314	10.5	10.1	9.6	-3.0	382	2618, K, M	.010	JC2808-3789	GM1015-051
341110	325	3.780	3.622	6.125	1.304	9.0	8.7	8.4	-14.3	387	2618, C, M	STD	JC2808-3780	GM1015-051
341113	325	3.780	3.622	6.125	1.304	10.5	10.1	9.6	-1.2	387	2618, C, M	STD	JC2808-3780	GM1015-051
341112	327	3.790	3.622	6.125	1.304	9.0	8.7	8.4	-14.7	390	2618, C, M	.010	JC2808-3789	GM1015-051
341114	327	3.790	3.622	6.125	1.304	10.5	10.1	9.6	-1.5	394	2618, C, M	.010	JC2808-3789	GM1015-051

FOOTNOTES: 2618 = 2618 Aluminum Forging, C = .927 Pin Diameter, K = .945 Pin Diameter, M = Made to Order

## CHEVY LS2 / LS3 / LS6 / L92 INVERTED DOME

Advanced, lightweight FSR forging that eliminates stress concentrations for superior strength. Stronger than traditional designs but up to 20% lighter.

- Accumulator grooves for improved ring seal
- Thick top ring lands to accommodate moderate forced induction/nitrous applications

### RINGS INCLUDED

- Lightweight, low friction metric ring package included
- 1.2mm CARBON STEEL top ring, 1.5mm Napier 2nd ring, 3.0mm standard tension oil ring
- Minimal filing required

### PINS AND LOCKS:

- High quality 2.250" pin further reduces reciprocating weight
- Carbon steel wire locks included

#### PROFESSIONAL SERIES INVERTED DOME

Std Bore: 4.000 (LS2/LS6)  
4.065 (LS3)

Ring package designed for: 1.2mm, 1.5mm, 3.0mm Premium Rings Included

Part #	Cubic Inches	Bore Size	Stroke	Rod Length	Comp. Distance	Head Cubic Centimeters			Dome Volume	Gram Weight	Footnote	Oversize	Ring Set Included	JE Pro Seal Head Gasket
						64cc	66cc	72cc						
						Compression Ratio								
287994	364	4.000	3.622	6.098	1.340	9.6	9.4	8.8	-14.3	429	K,M	STD	JG3108-4000-7	GM1016-051
287995	365	4.005	3.622	6.098	1.340	9.6	9.4	8.9	-14.3	431	K,M	.005	JG3108-4000-7	GM1016-051
329352	366	4.010	3.622	6.098	1.340	9.6	9.4	8.9	-14.4	435	K,M	.010	JG3108-4010-4	GM1016-051
287996	370	4.030	3.622	6.098	1.340	9.6	9.4	8.8	-15.5	442	K,M	.030	JG31F8-4030-2	GM1016-051

FOOTNOTES: C = .927 Pin Included, B = Oil Rail Support is Included, K = .945 Pin Diameter, M = Made to Order

CONTINUED ON NEXT PAGE >>



**CHEVY LS2 / LS3 / LS6 / L92 INVERTED DOME (CONTINUED)**

PROFESSIONAL SERIES INVERTED DOME      Std Bore: 4.000 (LS2/LS6)      Ring package designed for: 1.2mm, 1.5mm, 3.0mm Premium Rings Included  
4.065 (LS3)

SRP PROFESSIONAL

Part #	Cubic Inches	Bore Size	Stroke	Rod Length	Comp. Distance	Head Cubic Centimeters			Dome Volume	Gram Weight	Footnote	Oversize	Ring Set Included	JE Pro Seal Head Gasket		
						64cc	66cc	72cc								
						Compression Ratio										
287997	376	4.065	3.622	6.098	1.340	9.6	9.4	8.9	-17.2	448	K,M	STD LS3	JG31F8-4070-0	GM1006-051		
287999	377	4.070	3.622	6.098	1.340	9.6	9.4	8.9	-17.2	450	K,M	.005	JG31F8-4070-0	GM1006-051		
329353	378	4.075	3.622	6.098	1.340	9.6	9.4	8.9	-17.2	452	K,M	.010 LS3	JG31F8-4075-5	GM1006-051		
329354	379	4.080	3.622	6.098	1.340	9.6	9.4	8.9	-17.2	455	K,M	.015 LS3	JG31F8-4075-5	GM1006-051		
288003	364	4.000	3.622	6.125	1.315	9.6	9.4	8.8	-14.3	427	C,M	STD	JG3108-4000-7	GM1016-051		
288004	365	4.005	3.622	6.125	1.315	9.6	9.4	8.9	-14.3	428	C,M	.005	JG3108-4000-7	GM1016-051		
329355	366	4.010	3.622	6.125	1.315	9.6	9.4	8.9	-14.4	430	C	.010	JG3108-4010-4	GM1016-051		
288005	370	4.030	3.622	6.125	1.315	9.6	9.4	8.8	-15.5	437	C,M	.030	JG31F8-4030-2	GM1016-051		
288006	376	4.065	3.622	6.125	1.315	9.6	9.4	8.9	-17.2	445	C,M	STD LS3	JG31F8-4070-0	GM1006-051		
288007	377	4.070	3.622	6.125	1.315	9.6	9.4	8.9	-17.2	447	C	.005	JG31F8-4070-0	GM1006-051		
329356	378	4.075	3.622	6.125	1.315	9.6	9.4	8.9	-17.2	450	C,M	.010 LS3	JG31F8-4075-5	GM1006-051		
329357	379	4.080	3.622	6.125	1.315	9.6	9.4	8.9	-17.2	454	C,M	.015 LS3	JG31F8-4075-5	GM1006-051		
329358	402	4.000	4.000	6.125	1.115	11.0	10.7	10.1	-10.0	398	B	STD	JG3108-4000-7	GM1016-051		
271100	403	4.005	4.000	6.125	1.115	11.0	10.7	10.1	-10.0	399	B	.005	JG3108-4000-7	GM1016-051		
329359	404	4.010	4.000	6.125	1.115	11.0	10.7	10.1	-10.0	405	B	.010	JG3108-4010-4	GM1016-051		
271102	408	4.030	4.000	6.125	1.115	11.1	10.8	10.2	-10.0	406	B	.030	JG31F8-4030-2	GM1016-051		
271105	416	4.065	4.000	6.125	1.115	11.2	11.0	10.3	-10.0	418	B	STD LS3	JG31F8-4070-0	GM1006-051		
279525	416	4.070	4.000	6.125	1.115	11.3	11.0	10.4	-10.0	420	B	.005 LS3	JG31F8-4070-0	GM1006-051		
329360	417	4.075	4.000	6.125	1.115	11.3	11.0	10.4	-10.0	424	B	.010 LS3	JG31F8-4075-5	GM1006-051		
329361	418	4.080	4.000	6.125	1.115	11.3	11.0	10.4	-10.0	428	B	.015 LS3	JG31F8-4075-5	GM1006-051		
360990	364	4.000	3.622	6.098	1.340	9.6	9.4	8.8	-14.3	429	2618, K, M	STD	JG3108-4000-7	GM1016-051		
360991	365	4.005	3.622	6.098	1.340	9.6	9.4	8.9	-14.3	431	2618, K, M	.005	JG3108-4000-7	GM1016-051		
360992	366	4.010	3.622	6.098	1.340	9.6	9.4	8.9	-14.4	435	2618, K, M	.010	JG3108-4010-4	GM1016-051		
360993	370	4.030	3.622	6.098	1.340	9.6	9.4	8.8	-15.5	442	2618, K, M	.030	JG31F8-4030-2	GM1016-051		
360994	376	4.065	3.622	6.098	1.340	9.6	9.4	8.9	-17.2	448	2618, K	STD LS3	JG31F8-4070-0	GM1006-051		
360995	377	4.070	3.622	6.098	1.340	9.6	9.4	8.9	-17.2	450	2618, K	.005	JG31F8-4070-0	GM1006-051		
360996	378	4.075	3.622	6.098	1.340	9.6	9.4	8.9	-17.2	452	2618, K, M	.010 LS3	JG31F8-4075-5	GM1006-051		
360997	364	4.000	3.622	6.125	1.315	9.6	9.4	8.8	-14.3	427	2618, C, M	STD	JG3108-4000-7	GM1016-051		
360998	365	4.005	3.622	6.125	1.315	9.6	9.4	8.9	-14.3	428	2618, C, M	.005	JG3108-4000-7	GM1016-051		
360999	366	4.010	3.622	6.125	1.315	9.6	9.4	8.9	-14.4	430	2618, C, M	.010	JG3108-4010-4	GM1016-051		
361000	370	4.030	3.622	6.125	1.315	9.6	9.4	8.8	-15.5	437	2618, C, M	.030	JG31F8-4030-2	GM1016-051		
361001	376	4.065	3.622	6.125	1.315	9.6	9.4	8.9	-17.2	445	2618, C	STD LS3	JG31F8-4070-0	GM1006-051		
361002	377	4.070	3.622	6.125	1.315	9.6	9.4	8.9	-17.2	447	2618, C	.005	JG31F8-4070-0	GM1006-051		
361003	378	4.075	3.622	6.125	1.315	9.6	9.4	8.9	-17.2	450	2618, C, M	.010 LS3	JG31F8-4075-5	GM1006-051		
361004	402	4.000	4.000	6.125	1.115	11.0	10.7	10.1	-10.0	398	2618, B, M	STD	JG3108-4000-7	GM1016-051		
361005	403	4.005	4.000	6.125	1.115	11.0	10.7	10.1	-10.0	399	2618, B, M	.005	JG3108-4000-7	GM1016-051		
361006	404	4.010	4.000	6.125	1.115	11.0	10.7	10.1	-10.0	405	2618, B, M	.010	JG3108-4010-4	GM1016-051		
361007	408	4.030	4.000	6.125	1.115	11.1	10.8	10.2	-10.0	406	2618, B, M	.030	JG31F8-4030-2	GM1016-051		
361008	416	4.065	4.000	6.125	1.115	11.2	11.0	10.3	-10.0	418	2618, B	STD LS3	JG31F8-4070-0	GM1006-051		
361009	416	4.070	4.000	6.125	1.115	11.3	11.0	10.4	-10.0	420	2618, B	.005 LS3	JG31F8-4070-0	GM1006-051		
361010	417	4.075	4.000	6.125	1.115	11.3	11.0	10.4	-10.0	424	2618, B, M	.010 LS3	JG31F8-4075-5	GM1006-051		

FOOTNOTES: 2618 = 2618 Aluminum Forging, C = .927 Pin Included, B = Oil Rail Support is Included, K = .945 Pin Diameter, M = Made to Order



## CHEVY LS2 / LS3 / LS6 / L92 FLAT TOP

Advanced, lightweight FSR forging that eliminates stress concentrations for superior strength. Stronger than traditional designs but up to 20% lighter.

- Accumulator grooves for improved ring seal
- Thick top ring lands to accommodate moderate forced induction/nitrous applications

### RINGS INCLUDED

- Lightweight, low friction metric ring package included
- 1.2mm CARBON STEEL top ring, 1.5mm Napier 2nd ring, 3.0mm standard tension oil ring
- Minimal filing required

### PINS AND LOCKS:

- High quality 2.250" pin further reduces reciprocating weight
- Carbon steel wire locks included

**PROFESSIONAL SERIES FLAT TOP**      Std Bore: 4.000 (LS2/LS6), 4.065 (LS3)      Ring package designed for: 1.2mm, 1.5mm, 3.0mm Premium Rings Included

Part #	Cubic Inches	Bore Size	Stroke	Rod Length	Comp. Distance	Head Cubic Centimeters			Dome Volume	Gram Weight	Footnote	Oversize	Ring Set Included	JE Pro Seal Head Gasket
						64cc	66cc	72cc						
						Compression Ratio								
329370	402	4.000	4.000	6.125	1.115	11.6	11.3	10.6	-5.0	384	B	.005	JG3108-4000-7	GM1016-051
279585	403	4.005	4.000	6.125	1.115	11.6	11.3	10.6	-5.0	385	B	.005	JG3108-4000-7	GM1016-051
329371	404	4.010	4.000	6.125	1.115	11.6	11.4	10.7	-5.0	390	B	.010	JG3108-4010-4	GM1016-051
279586	408	4.030	4.000	6.125	1.115	11.7	11.5	10.7	-5.0	393	B	.030	JG31F8-4030-2	GM1016-051
279587	416	4.065	4.000	6.125	1.115	11.9	11.6	10.9	-5.0	404	B	STD LS3	JG31F8-4070-0	GM1006-051
279589	416	4.070	4.000	6.125	1.115	12.0	11.7	10.9	-5.0	405	B	.005 LS3	JG31F8-4070-0	GM1006-051
329372	417	4.075	4.000	6.125	1.115	12.0	11.7	10.9	-5.0	407	B	.010 LS3	JG31F8-4075-5	GM1006-051
298766	418	4.080	4.000	6.125	1.115	12.0	11.7	10.9	-5.0	410	B,M	.015 LS3	JG31F8-4075-5	GM1006-051
326279	419	4.085	4.000	6.125	1.115	12.0	11.7	10.9	-5.0	413	B,M	.020 LS3	J75008-4080-5	GM1006-051
329373	364	4.000	3.622	6.125	1.315	10.6	10.4	9.7	-5.0	415		STD	JG3108-4000-7	GM1016-051
279590	365	4.005	3.622	6.125	1.315	10.6	10.4	9.7	-5.0	417		.005	JG3108-4000-7	GM1016-051
329374	366	4.010	3.622	6.125	1.315	10.6	10.4	9.8	-5.0	420		.010	JG3108-4010-4	GM1016-051
279591	370	4.030	3.622	6.125	1.315	10.7	10.4	9.8	-5.0	426		.060	JG31F8-4030-2	GM1016-051
279592	376	4.065	3.622	6.125	1.315	10.9	10.6	10.0	-5.0	440		STD LS3	JG31F8-4070-0	GM1006-051
279593	377	4.070	3.622	6.125	1.315	10.9	10.6	10.0	-5.0	439		.005 LS3	JG31F8-4070-0	GM1006-051
325258	378	4.075	3.622	6.125	1.315	10.9	10.6	10.0	-5.0	443	M	.010 LS3	JG31F8-4075-5	GM1006-051
325259	379	4.080	3.622	6.125	1.315	10.9	10.7	10.0	-5.0	447	M	.015 LS3	JG31F8-4075-5	GM1006-051
329375	364	4.000	3.622	6.098	1.340	10.5	10.3	9.7	-5.0	420		STD	JG3108-4000-7	GM1016-051
329376	365	4.005	3.622	6.098	1.340	10.6	10.3	9.7	-5.0	423		.005	JG3108-4000-7	GM1016-051
329377	366	4.010	3.622	6.098	1.340	10.6	10.4	9.7	-5.0	425	M	.010	JG3108-4010-4	GM1016-051
329378	370	4.030	3.622	6.098	1.340	10.7	10.4	9.8	-5.0	431	M	.030	JG31F8-4030-2	GM1016-051
329379	376	4.065	3.622	6.098	1.340	10.8	10.6	9.9	-5.0	438		STD LS3	JG31F8-4070-0	GM1006-051
298616	377	4.070	3.622	6.098	1.340	10.9	10.6	10.0	-5.0	440		.005 LS3	JG31F8-4070-0	GM1006-051
329380	378	4.075	3.622	6.098	1.340	10.9	10.6	10.0	-5.0	443	M	.010 LS3	JG31F8-4075-5	GM1006-051
298617	379	4.080	3.622	6.098	1.340	10.9	10.6	10.0	-5.0	445		.015 LS3	JG31F8-4075-5	GM1006-051
361027	402	4.000	4.000	6.125	1.115	11.6	11.3	10.6	-5.0	384	2618, B, M	.005	JG3108-4000-7	GM1016-051
361028	403	4.005	4.000	6.125	1.115	11.6	11.3	10.6	-5.0	385	2618, B, M	.005	JG3108-4000-7	GM1016-051
361029	404	4.010	4.000	6.125	1.115	11.6	11.4	10.7	-5.0	390	2618, B, M	.010	JG3108-4010-4	GM1016-051
361030	408	4.030	4.000	6.125	1.115	11.7	11.5	10.7	-5.0	393	2618, B, M	.030	JG31F8-4030-2	GM1016-051
361031	416	4.065	4.000	6.125	1.115	11.9	11.6	10.9	-5.0	404	2618, B	STD LS3	JG31F8-4070-0	GM1006-051
361032	416	4.070	4.000	6.125	1.115	12.0	11.7	10.9	-5.0	405	2618, B	.005 LS3	JG31F8-4070-0	GM1006-051
361033	417	4.075	4.000	6.125	1.115	12.0	11.7	10.9	-5.0	407	2618, B, M	.010 LS3	JG31F8-4075-5	GM1006-051
361020	364	4.000	3.622	6.125	1.315	10.6	10.4	9.7	-5.0	415	2618, C, M	STD	JG3108-4000-7	GM1016-051
361021	365	4.005	3.622	6.125	1.315	10.6	10.4	9.7	-5.0	417	2618, C, M	.005	JG3108-4000-7	GM1016-051
361022	366	4.010	3.622	6.125	1.315	10.6	10.4	9.8	-5.0	420	2618, C, M	.010	JG3108-4010-4	GM1016-051
361023	370	4.030	3.622	6.125	1.315	10.7	10.4	9.8	-5.0	426	2618, C, M	.060	JG31F8-4030-2	GM1016-051
361024	376	4.065	3.622	6.125	1.315	10.9	10.6	10.0	-5.0	440	2618, C	STD LS3	JG31F8-4070-0	GM1006-051
361025	377	4.070	3.622	6.125	1.315	10.9	10.6	10.0	-5.0	439	2618, C	.005 LS3	JG31F8-4070-0	GM1006-051
361026	378	4.075	3.622	6.125	1.315	10.9	10.6	10.0	-5.0	443	2618, C, M	.010 LS3	JG31F8-4075-5	GM1006-051
361012	364	4.000	3.622	6.098	1.340	10.5	10.3	9.7	-5.0	420	2618, K, M	STD	JG3108-4000-7	GM1016-051
361013	365	4.005	3.622	6.098	1.340	10.6	10.3	9.7	-5.0	423	2618, K, M	.005	JG3108-4000-7	GM1016-051

CONTINUED ON NEXT PAGE >>

FOOTNOTES: 2618 = 2618 Aluminum Forging, C = .927 Pin Included, B = Oil Rail Support is Included, M = Made to Order



**CHEVY LS2 / LS3 / LS6 / L92 FLAT TOP (CONTINUED)**

**PROFESSIONAL SERIES FLAT TOP** Std Bore: 4.000 (LS2/LS6), 4.065 (LS3) Ring package designed for: 1.2mm, 1.5mm, 3.0mm Premium Rings Included

Part #	Cubic Inches	Bore Size	Stroke	Rod Length	Comp. Distance	Head Cubic Centimeters			Dome Volume	Gram Weight	Footnote	Oversize	Ring Set Included	JE Pro Seal Head Gasket
						64cc	66cc	72cc						
						Compression Ratio								
361014	366	4.010	3.622	6.098	1.340	10.6	10.4	9.7	-5.0	425	2618, K, M	.010	JG3108-4010-4	GM1016-051
361015	370	4.030	3.622	6.098	1.340	10.7	10.4	9.8	-5.0	431	2618, K, M	.030	JG31F8-4030-2	GM1016-051
361017	376	4.065	3.622	6.098	1.340	10.8	10.6	9.9	-5.0	438	2618, K	STD LS3	JG31F8-4070-0	GM1006-051
361018	377	4.070	3.622	6.098	1.340	10.9	10.6	10.0	-5.0	440	2618, K	.005 LS3	JG31F8-4070-0	GM1006-051
361019	378	4.075	3.622	6.098	1.340	10.9	10.6	10.0	-5.0	443	2618, K, M	.010 LS3	JG31F8-4075-5	GM1006-051

**FOOTNOTES:** 2618 = 2618 Aluminum Forging, K = .945 Pin Diameter, M = Made to Order

SRP PROFESSIONAL

**CHEVY 350 / 400 23° FLAT TOP**

Advanced, lightweight FSR forging that eliminates stress concentrations for superior strength. Stronger than traditional designs but up to 20% lighter.

- Accumulator grooves for improved ring seal
- Thick top ring lands to accommodate moderate forced induction/nitrous applications

**RINGS INCLUDED**

- Lightweight, low friction metric ring package included
- 1.2mm CARBON STEEL top ring, 1.5mm Napier 2nd ring, 3.0mm standard tension oil ring
- Minimal filing required

**PINS AND LOCKS:**

- High quality 2.250" pin further reduces reciprocating weight
- Carbon steel wire locks included

**PROFESSIONAL SERIES FLAT TOP - 350 BLOCK** Std Bore: 4.000 Ring package designed for: 1.2mm, 1.5mm, 3.0mm Premium Rings Included

	Cubic Inches	Bore Size	Stroke	Rod Length	Comp. Distance	Head Cubic Centimeters			Dome Volume	Gram Weight	Footnote	Oversize	Ring Set Included	
						58cc	64cc	70cc						
						Compression Ratio								
329408	402	4.000	4.000	6.000	1.000	12.4	11.6	10.8	-5.0	362	B,M	STD	JG3108-4000-7	GM1024-039
329409	403	4.005	4.000	6.000	1.000	12.5	11.6	10.8	-5.0	365	B,M	.005	JG3108-4000-7	GM1024-039
329410	404	4.010	4.000	6.000	1.000	12.5	11.6	10.9	-5.0	367	B,M	.010	JG3108-4010-4	GM1024-039
329411	406	4.020	4.000	6.000	1.000	12.5	11.7	10.9	-5.0	369	B,M	.020	JG3108-4020-2	GM1024-039
271054	408	4.030	4.000	6.000	1.000	12.6	11.7	11.0	-5.0	372	B	.030	JG31F8-4030-2	GM1024-039
329412	410	4.040	4.000	6.000	1.000	12.6	11.8	11.0	-5.0	378	B,M	.040	JG31F8-4040-2	GM1002-039
329413	414	4.060	4.000	6.000	1.000	12.7	11.8	11.1	-5.0	382	B,M	.060	JG31F8-4060-0	GM1002-039
329415	390	4.000	3.875	6.000	1.062	12.0	11.2	10.5	-5.0	375	B,M	STD	JG3108-4000-7	GM1024-039
329416	391	4.005	3.875	6.000	1.062	12.1	11.2	10.5	-5.0	376	B,M	.005	JG3108-4000-7	GM1024-039
329417	391	4.010	3.875	6.000	1.062	12.1	11.3	10.5	-5.0	378	B,M	.010	JG3108-4010-4	GM1024-039
329418	393	4.020	3.875	6.000	1.062	12.2	11.3	10.6	-5.0	380	B,M	.020	JG3108-4020-2	GM1024-039
279578	395	4.030	3.875	6.000	1.062	12.2	11.4	10.6	-5.0	383	B	.030	JG31F8-4030-2	GM1024-039
329419	397	4.040	3.875	6.000	1.062	12.2	11.4	10.6	-5.0	387	B,M	.040	JG31F8-4040-2	GM1002-039
329420	401	4.060	3.875	6.000	1.062	12.3	11.5	10.7	-5.0	392	B,M	.060	JG31F8-4060-0	GM1002-039
295440	377	4.000	3.750	6.000	1.125	11.7	10.9	10.2	-5.0	388	B,M	STD	JG3108-4000-7	GM1024-039
329421	378	4.005	3.750	6.000	1.125	11.8	10.9	10.2	-5.0	390	B	.005	JG3108-4000-7	GM1024-039
329422	379	4.010	3.750	6.000	1.125	11.8	10.9	10.2	-5.0	391	B,M	.010	JG3108-4010-4	GM1024-039
329423	381	4.020	3.750	6.000	1.125	11.8	11.0	10.3	-5.0	393	B,M	.020	JG3108-4020-2	GM1024-039
268830	383	4.030	3.750	6.000	1.125	11.9	11.1	10.3	-5.0	394	B	.030	JG31F8-4030-2	GM1024-039
279477	385	4.040	3.750	6.000	1.125	11.9	11.1	10.3	-5.0	399	B	.040	JG31F8-4040-2	GM1024-039
329424	388	4.060	3.750	6.000	1.125	12.0	11.1	10.4	-5.0	405	B,M	.060	JG31F8-4060-0	GM1002-039
329425	377	4.000	3.750	5.700	1.425	11.7	10.9	10.2	-5.0	422		STD	JG3108-4000-7	GM1024-039
329426	378	4.005	3.750	5.700	1.425	11.8	10.9	10.2	-5.0	424		.005	JG3108-4000-7	GM1024-039
329427	379	4.010	3.750	5.700	1.425	11.8	10.9	10.2	-5.0	427	M	.010	JG3108-4010-4	GM1024-039

**FOOTNOTES:** B = Oil Rail Support is Included, M = Made to Order





## 350 / 400 23° FLAT TOP (CONTINUED)

**PROFESSIONAL SERIES FLAT TOP - 350 BLOCK**      Std Bore: 4.000      Ring package designed for: 1.2mm, 1.5mm, 3.0mm Premium Rings Included

Part #	Cubic Inches	Bore Size	Stroke	Rod Length	Comp. Distance	Head Cubic Centimeters			Dome Volume	Gram Weight	Footnote	Oversize	Ring Set Included	JE Pro Seal Head Gasket
						58cc	64cc	70cc						
						Compression Ratio								
329428	381	4.020	3.750	5.700	1.425	11.8	11.0	10.3	-5.0	430	M	.020	JG3108-4020-2	GM1024-039
271055	383	4.030	3.750	5.700	1.425	11.9	11.1	10.3	-5.0	434		.030	JG31F8-4030-2	GM1024-039
279479	385	4.040	3.750	5.700	1.425	11.9	11.1	10.3	-5.0	435		.040	JG31F8-4040-2	GM1024-039
329429	388	4.060	3.750	5.700	1.425	12.0	11.1	10.4	-5.0	442	M	.060	JG31F8-4060-0	GM1002-039
295440	377	4.000	3.750	6.000	1.125	11.7	10.9	10.2	-5.0	388	B,M	STD	JG3108-4000-7	GM1024-039
271054	355	4.030	3.480	6.250	1.000	11.1	10.3	9.7	-5.0	372	A,B	.030	JG31F8-4030-2	GM1024-039
268830	355	4.030	3.480	6.125	1.125	11.1	10.3	9.7	-5.0	394	A,B	.030	JG31F8-4030-2	GM1024-039
279477	357	4.040	3.480	6.125	1.125	11.2	10.4	9.8	-5.0	399	A,B	.040	JG31F8-4040-2	GM1024-039
295441	350	4.000	3.480	6.000	1.260	11.0	10.2	9.5	-5.0	409	A,M	STD	JG3108-4000-7	GM1024-039
329430	351	4.005	3.480	6.000	1.260	11.0	10.2	9.6	-5.0	410	A	.005	JG3108-4000-7	GM1024-039
329431	352	4.010	3.480	6.000	1.260	11.0	10.2	9.6	-5.0	411	A,M	.010	JG3108-4010-4	GM1024-039
329432	353	4.020	3.480	6.000	1.260	11.0	10.3	9.6	-5.0	412	A,M	.020	JG3108-4020-2	GM1024-039
271056	355	4.030	3.480	6.000	1.260	11.1	10.3	9.7	-5.0	414	A	.030	JG31F8-4030-2	GM1024-039
279480	357	4.040	3.480	6.000	1.260	11.2	10.4	9.8	-5.0	422	A	.040	JG31F8-4040-2	GM1024-039
329433	360	4.060	3.480	6.000	1.260	11.2	10.4	9.8	-5.0	431	A,M	.060	JG31F8-4060-0	GM1002-039
295442	350	4.000	3.480	5.700	1.560	11.0	10.2	9.5	-5.0	447	A	STD	JG3108-4000-7	GM1024-039
322508	351	4.005	3.480	5.700	1.560	11.0	10.2	9.5	-5.0	444	A,M	.005	JG3108-4000-7	GM1024-039
322509	352	4.010	3.480	5.700	1.560	11.0	10.2	9.6	-5.0	446	A,M	.010	JG3108-4010-4	GM1024-039
322510	353	4.020	3.480	5.700	1.560	11.1	10.3	9.7	-5.0	448	A,M	.020	JG3108-4020-2	GM1024-039
271057	355	4.030	3.480	5.700	1.560	11.1	10.3	9.7	-5.0	452	A	.030	JG31F8-4030-2	GM1024-039
279481	357	4.040	3.480	5.700	1.560	11.2	10.4	9.8	-5.0	451	A	.040	JG31F8-4040-2	GM1024-039
329434	360	4.060	3.480	5.700	1.560	11.2	10.4	9.8	-5.0	459	A	.060	JG31F8-4060-0	GM1002-039

FOOTNOTES: A = Fits 3.480 and 3.500 stroke, B = Oil Rail Support is Included, M = Made to Order

**PROFESSIONAL SERIES FLAT TOP - 400 BLOCK**      Std Bore: 4.125      Ring package designed for: 1.2mm, 1.5mm, 3.0mm Premium Rings Included

Part #	Cubic Inches	Bore Size	Stroke	Rod Length	Comp. Distance	Head Cubic Centimeters			Dome Volume	Gram Weight	Footnote	Oversize	Ring Set Included	JE Pro Seal Head Gasket
						58cc	64cc	70cc						
						Compression Ratio								
295444	428	4.125	4.000	6.000	1.000	13.1	12.2	11.4	-5.0	378	B	STD	JG31F8-4125-2	GM1003-039
329437	429	4.130	4.000	6.000	1.000	13.1	12.2	11.4	-5.0	380	B	.005	JG31F8-4135-2	GM1004-039
329438	430	4.135	4.000	6.000	1.000	13.1	12.2	11.4	-5.0	382	B	.010	JG31F8-4135-2	GM1004-039
271063	434	4.155	4.000	6.000	1.000	13.3	12.3	11.5	-5.0	383	B	.030	JG31F8-4155-3	GM1004-039
329439	415	4.130	3.875	6.000	1.062	12.7	11.8	11.0	-5.0	392	B	.005	JG31F8-4135-2	GM1004-039
329440	416	4.135	3.875	6.000	1.062	12.8	11.9	11.1	-5.0	394	B	.010	JG31F8-4135-2	GM1004-039
295445	414	4.125	3.875	6.000	1.062	12.7	11.8	11.1	-5.0	390	B	STD	JG31F8-4125-2	GM1003-039
271064	421	4.155	3.875	6.000	1.062	12.9	12.0	11.2	-5.0	395	B	.030	JG31F8-4155-3	GM1004-039
295447	400	4.125	3.750	6.000	1.125	12.3	11.5	10.7	-5.0	399	B	STD	JG31F8-4125-2	GM1003-039
329441	402	4.130	3.750	6.000	1.125	12.3	11.5	10.7	-5.0	401	B	.005	JG31F8-4135-2	GM1004-039
329442	403	4.135	3.750	6.000	1.125	12.4	11.5	10.8	-5.0	404	B	.010	JG31F8-4135-2	GM1004-039
271065	406	4.155	3.750	6.000	1.125	12.5	11.6	10.9	-5.0	405	B	.030	JG31F8-4155-3	GM1004-039
295444	372	4.125	3.480	6.250	1.000	11.5	10.7	10.0	-5.0	378	B	STD	JG31F8-4125-2	GM1003-039
271063	377	4.155	3.480	6.250	1.000	11.7	10.8	10.1	-5.0	383	A,B	.030	JG31F8-4155-3	GM1004-039
295447	372	4.125	3.480	6.125	1.125	11.5	10.7	10.0	-5.0	399	B	STD	JG31F8-4125-2	GM1003-039
271065	377	4.155	3.480	6.125	1.125	11.7	10.8	10.1	-5.0	405	A,B	.030	JG31F8-4155-3	GM1004-039
309948	372	4.125	3.480	6.000	1.250	11.5	10.7	10.0	-5.0	415	A	STD	JG31F8-4125-2	GM1003-039
329443	373	4.130	3.480	6.000	1.250	11.5	10.7	10.0	-5.0	418	A	.005	JG31F8-4135-2	GM1004-039
329444	374	4.135	3.480	6.000	1.250	11.5	10.7	10.0	-5.0	420	A	.010	JG31F8-4135-2	GM1004-039
309949	377	4.125	3.480	6.000	1.250	11.6	10.8	10.1	-5.0	425	A	.030	JG31F8-4155-3	GM1003-039

FOOTNOTES: A = Fits 3.480 and 3.500 stroke, B = Oil Rail Support is Included, C = .927 Pin Included



## CHEVY 350 / 400 23° DOME

Advanced, lightweight FSR forging that eliminates stress concentrations for superior strength. Stronger than traditional designs but up to 20% lighter.

- Accumulator grooves for improved ring seal
- Thick top ring lands to accommodate moderate forced induction/nitrous applications

### RINGS INCLUDED

- Lightweight, low friction metric ring package included
- 1.2mm CARBON STEEL top ring, 1.5mm Napier 2nd ring, 3.0mm standard tension oil ring
- Minimal filing required

### PINS AND LOCKS:

- High quality 2.250" pin further reduces reciprocating weight
- Carbon steel wire locks included

### 350 PROFESSIONAL SERIES DOME

Std Bore: 4.000

Ring package designed for: 1.2mm, 1.5mm, 3.0mm Premium Rings Included

Part #	Cubic Inches	Bore Size	Stroke	Rod Length	Comp. Distance	Head Cubic Centimeters			Dome Volume	Gram Weight	Footnote	Oversize	Ring Set Included	JE Pro Seal Head Gasket
						58cc	64cc	70cc						
						Compression Ratio								
295443	377	4.000	3.750	6.000	1.125	13.9	12.7	11.7	7.0	411	B	STD	JG3108-4000-7	GM1024-039
329450	378	4.005	3.750	6.000	1.125	13.9	12.7	11.8	7.0	412	B,M	.005	JG3108-4000-7	GM1024-039
329451	379	4.010	3.750	6.000	1.125	13.9	12.8	11.8	7.0	413	B,M	.010	JG3108-4010-4	GM1024-039
329452	381	4.020	3.750	6.000	1.125	14.0	12.8	11.8	7.0	415	B,M	.020	JG3108-4020-2	GM1024-039
271058	383	4.030	3.750	6.000	1.125	14.1	12.9	11.9	7.0	416	B	.030	JG31F8-4030-2	GM1024-039
279483	385	4.040	3.750	6.000	1.125	14.1	12.9	11.9	7.0	415	B	.040	JG31F8-4040-2	GM1024-039
329453	388	4.060	3.750	6.000	1.125	14.2	13.0	12.0	7.0	420	B	.060	JG31F8-4060-0	GM1002-039
329454	350	4.000	3.480	6.000	1.260	13.8	12.6	11.5	11.0	436	A,M	STD	JG3108-4000-7	GM1024-039
329455	351	4.005	3.480	6.000	1.260	13.8	12.6	11.5	11.0	437	A,M	.005	JG3108-4000-7	GM1024-039
329456	352	4.010	3.480	6.000	1.260	13.9	12.6	11.6	11.0	438	A,M	.010	JG3108-4010-4	GM1024-039
329457	353	4.020	3.480	6.000	1.260	13.9	12.7	11.6	11.0	440	A	.020	JG3108-4020-2	GM1024-039
271059	355	4.030	3.480	6.000	1.260	14.0	12.7	11.7	11.0	442	A	.030	JG31F8-4030-2	GM1024-039
329458	357	4.040	3.480	6.000	1.260	14.0	12.8	11.7	11.0	445	A	.040	JG31F8-4040-2	GM1002-039
329459	360	4.060	3.480	6.000	1.260	14.1	12.9	11.8	11.0	453	A	.060	JG31F8-4060-0	GM1002-039
295443	350	4.000	3.480	6.125	1.125	13.0	11.9	11.0	7.0	411	B	STD	JG3108-4000-7	GM1024-039
329450	351	4.005	3.480	6.125	1.125	13.0	11.9	11.0	7.0	412	A,B	.005	JG3108-4000-7	GM1024-039
329451	352	4.010	3.480	6.125	1.125	13.0	11.9	11.0	7.0	413	A,B	.010	JG3108-4010-4	GM1024-039
329452	353	4.020	3.480	6.125	1.125	13.0	11.9	11.0	7.0	414	A,B	.020	JG3108-4020-2	GM1024-039
271058	355	4.030	3.480	6.125	1.125	13.1	12.0	11.1	7.0	416	A,B	.030	JG31F8-4030-2	GM1002-039
279483	357	4.040	3.480	6.125	1.125	13.2	12.1	11.2	7.0	415	A,B	.040	JG31F8-4040-2	GM1002-039
329453	360	4.060	3.480	6.125	1.125	13.3	12.1	11.2	7.0	420	A,B	.060	JG31F8-4060-0	GM1002-039

### 400 PROFESSIONAL SERIES DOME

Std Bore: 4.125

Part #	Cubic Inches	Bore Size	Stroke	Rod Length	Comp. Distance	Head Cubic Centimeters			Dome Volume	Gram Weight	Footnote	Oversize	Ring Set Included	JE Pro Seal Head Gasket
						58cc	64cc	70cc						
						Compression Ratio								
310182	372	4.125	3.480	6.125	1.125	13.0	12.0	11.1	4.0	417	A,B,M	STD	JG31F8-4125-2	GM1003-039
310182	401	4.125	3.750	6.000	1.125	14.0	12.8	11.9	4.0	417	B,M	STD	JG31F8-4125-2	GM1003-039
329446	373	4.130	3.480	6.125	1.125	13.0	12.0	11.1	4.0	419	A,B,M	.005	JG31F8-4135-2	GM1004-039
329446	402	4.130	3.750	6.000	1.125	14.0	12.8	11.9	4.0	419	B,M	.005	JG31F8-4135-2	GM1004-039
329447	374	4.135	3.480	6.125	1.125	13.0	12.0	11.1	4.0	422	A,B,M	.010	JG31F8-4135-2	GM1004-039
329447	403	4.135	3.750	6.000	1.125	14.0	12.9	11.9	4.0	422	B,M	.000	JG31F8-4135-2	GM1004-039
271066	377	4.155	3.480	6.125	1.125	13.2	12.1	11.2	4.0	424	A,B	.030	JG31F8-4155-3	GM1004-039
271066	406	4.155	3.750	6.000	1.125	14.1	13.0	12.0	4.0	424	B	.030	JG31F8-4155-3	GM1004-039

FOOTNOTES: A = Fits 3.480 and 3.500 stroke, B = Oil Rail Support is Included, M = Made to Order

## CHEVY 350 / 400 23° INVERTED DOME

### PROFESSIONAL SERIES INVERTED DOME - 350 BLOCK

Std Bore: 4.000

Ring package designed for: 1.2mm, 1.5mm, 3.0mm Premium Rings Included

Part #	Cubic Inches	Bore Size	Stroke	Rod Length	Comp. Distance	Head Cubic Centimeters			Dome Volume	Gram Weight	Footnote	Oversize	Ring Set Included	JE Pro Seal Head Gasket
						58cc	64cc	70cc						
						Compression Ratio								
329479	402	4.000	4.000	6.000	1.000	10.9	10.3	9.7	-16.0	332	B,M	STD	JG3108-4000-7	GM1024-039
329480	403	4.005	4.000	6.000	1.000	10.9	10.3	9.7	-16.0	333	B,M	.005	JG3108-4000-7	GM1024-039
329481	404	4.010	4.000	6.000	1.000	11.0	10.3	9.7	-16.0	334	B,M	.010	JG3108-4010-4	GM1024-039

SRP PROFESSIONAL



**PROFESSIONAL SERIES INVERTED DOME - 350 BLOCK**      Std Bore: 4.000      Ring package designed for: 1.2mm, 1.5mm, 3.0mm Premium Rings Included

Part #	Cubic Inches	Bore Size	Stroke	Rod Length	Comp. Distance	Head Cubic Centimeters			Dome Volume	Gram Weight	Footnote	Oversize	Ring Set Included	JE Pro Seal Head Gasket
						58cc	64cc	70cc						
						Compression Ratio								
329479	402	4.000	4.000	6.000	1.000	10.9	10.3	9.7	-16.0	332	B,M	STD	JG3108-4000-7	GM1024-039
329480	403	4.005	4.000	6.000	1.000	10.9	10.3	9.7	-16.0	333	B,M	.005	JG3108-4000-7	GM1024-039
329481	404	4.010	4.000	6.000	1.000	11.0	10.3	9.7	-16.0	334	B,M	.010	JG3108-4010-4	GM1024-039
329482	406	4.020	4.000	6.000	1.000	11.0	10.3	9.8	-16.0	336	B,M	.020	JG3108-4020-2	GM1024-039
271060	408	4.030	4.000	6.000	1.000	11.1	10.4	9.8	-16.0	338	B,M	.030	JG31F8-4030-2	GM1002-039
329483	410	4.040	4.000	6.000	1.000	11.1	10.4	9.8	-16.0	341	B,M	.040	JG31F8-4040-2	GM1002-039
329484	414	4.060	4.000	6.000	1.000	11.2	10.5	9.9	-16.0	347	B,M	.060	JG31F8-4060-0	GM1002-039
329486	377	4.000	3.750	6.000	1.125	10.3	9.7	9.1	-16.0	370	B,M	STD	JG3108-4000-7	GM1024-039
329487	378	4.005	3.750	6.000	1.125	10.3	9.7	9.1	-16.0	371	B	.005	JG3108-4000-7	GM1024-039
329488	379	4.010	3.750	6.000	1.125	10.3	9.7	9.2	-16.0	372	B,M	.010	JG3108-4010-4	GM1024-039
329489	381	4.020	3.750	6.000	1.125	10.4	9.8	9.2	-16.0	374	B,M	.020	JG3108-4020-2	GM1024-039
271061	383	4.030	3.750	6.000	1.125	10.4	9.8	9.3	-16.0	376	B	.030	JG31F8-4030-2	GM1002-039
329490	385	4.040	3.750	6.000	1.125	10.5	9.8	9.3	-16.0	378	B	.040	JG31F8-4040-2	GM1002-039
329491	388	4.060	3.750	6.000	1.125	10.6	9.9	9.4	-16.0	384	B,M	.060	JG31F8-4060-0	GM1002-039
361104	377	4.000	3.750	6.000	1.125	10.3	9.7	9.1	-16.0	370	2618, B, M	STD	JG3108-4000-7	GM1024-039
361105	378	4.005	3.750	6.000	1.125	10.3	9.7	9.1	-16.0	371	2618, B, M	.005	JG3108-4000-7	GM1024-039
361106	379	4.010	3.750	6.000	1.125	10.3	9.7	9.2	-16.0	372	2618, B, M	.010	JG3108-4010-4	GM1024-039
361107	381	4.020	3.750	6.000	1.125	10.4	9.8	9.2	-16.0	374	2618, B, M	.020	JG3108-4020-2	GM1024-039
361108	383	4.030	3.750	6.000	1.125	10.4	9.8	9.3	-16.0	376	2618, B	.030	JG31F8-4030-2	GM1002-039
361109	385	4.040	3.750	6.000	1.125	10.5	9.8	9.3	-16.0	378	2618, B	.040	JG31F8-4040-2	GM1002-039
361110	388	4.060	3.750	6.000	1.125	10.6	9.9	9.4	-16.0	384	2618, B	.060	JG31F8-4060-0	GM1002-039
329492	377	4.000	3.750	5.700	1.425	10.3	9.7	9.1	-16.0	427	M	STD	JG3108-4000-7	GM1024-039
329493	378	4.005	3.750	5.700	1.425	10.3	9.7	9.1	-16.0	428		.005	JG3108-4000-7	GM1024-039
329494	379	4.010	3.750	5.700	1.425	10.3	9.7	9.2	-16.0	429	M	.010	JG3108-4010-4	GM1024-039
329495	381	4.020	3.750	5.700	1.425	10.4	9.8	9.2	-16.0	431	M	.020	JG3108-4020-2	GM1024-039
271062	383	4.030	3.750	5.700	1.425	10.4	9.8	9.3	-16.0	433		.030	JG31F8-4030-2	GM1002-039
329496	385	4.040	3.750	5.700	1.425	10.5	9.8	9.3	-16.0	435		.040	JG31F8-4040-2	GM1002-039
329497	388	4.060	3.750	5.700	1.425	11.6	9.9	9.4	-16.0	442	M	.060	JG31F8-4060-0	GM1002-039
329498	377	4.000	3.750	5.700	1.425	8.9	8.4	8.0	-31.0	443	M	STD	JG3108-4000-7	GM1024-039
329499	378	4.005	3.750	5.700	1.425	8.9	8.4	8.0	-31.0	444		.005	JG3108-4000-7	GM1024-039
329500	379	4.010	3.750	5.700	1.425	8.9	8.5	8.1	-31.0	445	M	.010	JG3108-4010-4	GM1024-039
329501	381	4.020	3.750	5.700	1.425	9.0	8.5	8.1	-31.0	447	M	.020	JG3108-4020-2	GM1024-039
279580	383	4.030	3.750	5.700	1.425	9.0	8.5	8.1	-31.0	449		.030	JG31F8-4030-2	GM1002-039
329502	385	4.040	3.750	5.700	1.425	9.0	8.6	8.2	-31.0	452		.040	JG31F8-4040-2	GM1002-039
329503	388	4.060	3.750	5.700	1.425	9.1	8.6	8.2	-31.0	460	M	.060	JG31F8-4060-0	GM1002-039
361087	377	4.000	3.750	5.700	1.425	10.3	9.7	9.1	-16.0	427	2618, M	STD	JG3108-4000-7	GM1024-039
361088	378	4.005	3.750	5.700	1.425	10.3	9.7	9.1	-16.0	428	2618, M	.005	JG3108-4000-7	GM1024-039
361089	379	4.010	3.750	5.700	1.425	10.3	9.7	9.2	-16.0	429	2618, M	.010	JG3108-4010-4	GM1024-039
361090	381	4.020	3.750	5.700	1.425	10.4	9.8	9.2	-16.0	431	2618, M	.020	JG3108-4020-2	GM1024-039
361091	383	4.030	3.750	5.700	1.425	10.4	9.8	9.3	-16.0	433	2618	.030	JG31F8-4030-2	GM1002-039
361092	385	4.040	3.750	5.700	1.425	10.5	9.8	9.3	-16.0	435	2618	.040	JG31F8-4040-2	GM1002-039
361093	388	4.060	3.750	5.700	1.425	11.6	9.9	9.4	-16.0	442	2618	.060	JG31F8-4060-0	GM1002-039
361094	377	4.000	3.750	5.700	1.425	8.9	8.4	8.0	-31.0	443	2618, M	STD	JG3108-4000-7	GM1024-039
361095	378	4.005	3.750	5.700	1.425	8.9	8.4	8.0	-31.0	444	2618, M	.005	JG3108-4000-7	GM1024-039
361096	379	4.010	3.750	5.700	1.425	8.9	8.5	8.1	-31.0	445	2618, M	.010	JG3108-4010-4	GM1024-039
361097	381	4.020	3.750	5.700	1.425	9.0	8.5	8.1	-31.0	447	2618, M	.020	JG3108-4020-2	GM1024-039
361098	383	4.030	3.750	5.700	1.425	9.0	8.5	8.1	-31.0	449	2618	.030	JG31F8-4030-2	GM1002-039
361099	385	4.040	3.750	5.700	1.425	9.0	8.6	8.2	-31.0	452	2618	.040	JG31F8-4040-2	GM1002-039
361100	388	4.060	3.750	5.700	1.425	9.1	8.6	8.2	-31.0	460	2618	.060	JG31F8-4060-0	GM1002-039
329479	350	4.000	3.480	6.250	1.000	9.6	9.1	8.5	-16.0	332	A,B,M	STD	JG3108-4000-7	GM1024-039

SRP PROFESSIONAL

FOOTNOTES: 2618 = 2618 Aluminum Forging, A = Fits 3.480 and 3.500 stroke, B = Oil Rail Support is Included, M = Made to Order



**CHEVY 350 / 400 23° INVERTED DOME (CONTINUED)**

**PROFESSIONAL SERIES INVERTED DOME - 350 BLOCK**      Std Bore: 4.000      Ring package designed for: 1.2mm, 1.5mm, 3.0mm  
Premium Rings Included

Part #	Cubic Inches	Bore Size	Stroke	Rod Length	Comp. Distance	Head Cubic Centimeters			Dome Volume	Gram Weight	Footnote	Oversize	Ring Set Included	JE Pro Seal Head Gasket
						58cc	64cc	70cc						
						Compression Ratio								
329480	351	4.005	3.480	6.250	1.000	9.7	9.1	8.6	-16.0	333	A,B,M	.005	JG3108-4000-7	GM1024-039
329481	352	4.010	3.480	6.250	1.000	9.7	9.1	8.6	-16.0	334	A,B,M	.010	JG3108-4010-4	GM1024-039
329482	353	4.020	3.480	6.250	1.000	9.7	9.1	8.6	-16.0	336	A,B,M	.020	JG3108-4020-2	GM1024-039
271060	355	4.030	3.480	6.250	1.000	9.8	9.2	8.7	-16.0	338	A,B,M	.030	JG31F8-4030-2	GM1002-039
329483	357	4.040	3.480	6.250	1.000	9.8	9.2	8.7	-16.0	341	A,B,M	.040	JG31F8-4040-2	GM1002-039
329484	360	4.060	3.480	6.250	1.000	9.9	9.3	8.8	-16.0	347	A,B,M	.060	JG31F8-4060-0	GM1002-039
329486	350	4.000	3.480	6.125	1.125	9.6	9.1	8.5	-16.0	370	A,B,M	STD	JG3108-4000-7	GM1024-039
329487	351	4.005	3.480	6.125	1.125	9.7	9.1	8.6	-16.0	371	A,B	.005	JG3108-4000-7	GM1024-039
329488	352	4.010	3.480	6.125	1.125	9.7	9.1	8.6	-16.0	372	A,B,M	.010	JG3108-4010-4	GM1024-039
329489	353	4.020	3.480	6.125	1.125	9.7	9.1	8.6	-16.0	374	A,B	.020	JG3108-4020-2	GM1024-039
271061	355	4.030	3.480	6.125	1.125	9.8	9.2	8.7	-16.0	376	A,B	.030	JG31F8-4030-2	GM1002-039
329490	357	4.040	3.480	6.125	1.125	9.8	9.2	8.7	-16.0	378	A,B	.040	JG31F8-4040-2	GM1002-039
329491	360	4.060	3.480	6.125	1.125	9.9	9.3	8.8	-16.0	384	A,B,M	.060	JG31F8-4060-0	GM1002-039
361104	350	4.000	3.480	6.125	1.125	9.6	9.1	8.5	-16.0	370	2618, A, B, M	STD	JG3108-4000-7	GM1024-039
361105	351	4.005	3.480	6.125	1.125	9.7	9.1	8.6	-16.0	371	2618, A, B, M	.005	JG3108-4000-7	GM1024-039
361106	352	4.010	3.480	6.125	1.125	9.7	9.1	8.6	-16.0	372	2618, A, B, M	.010	JG3108-4010-4	GM1024-039
361107	353	4.020	3.480	6.125	1.125	9.7	9.1	8.6	-16.0	374	2618, A, B, M	.020	JG3108-4020-2	GM1024-039
361108	355	4.030	3.480	6.125	1.125	9.8	9.2	8.7	-16.0	376	2618, A, B	.030	JG31F8-4030-2	GM1002-039
361109	357	4.040	3.480	6.125	1.125	9.8	9.2	8.7	-16.0	378	2618, A, B	.040	JG31F8-4040-2	GM1002-039
361110	360	4.060	3.480	6.125	1.125	9.9	9.3	8.8	-16.0	384	2618, A, B	.060	JG31F8-4060-0	GM1002-039
329504	350	4.000	3.480	5.700	1.560	8.9	8.4	8.0	-24.0	453	A,M	STD	JG3108-4000-7	GM1024-039
329505	351	4.005	3.480	5.700	1.560	8.9	8.4	8.0	-24.0	454	A,M	.005	JG3108-4000-7	GM1024-039
329506	352	4.010	3.480	5.700	1.560	8.9	8.5	8.0	-24.0	455	A,M	.010	JG3108-4010-4	GM1024-039
329507	353	4.020	3.480	5.700	1.560	9.0	8.5	8.0	-24.0	457	A,M	.020	JG3108-4020-2	GM1024-039
279581	355	4.030	3.480	5.700	1.560	9.0	8.5	8.0	-24.0	459	A,M	.030	JG31F8-4030-2	GM1002-039
329508	357	4.040	3.480	5.700	1.560	9.0	8.5	8.1	-24.0	462	A,M	.040	JG31F8-4040-2	GM1002-039
329509	360	4.060	3.480	5.700	1.560	9.1	8.6	8.2	-24.0	465	A,M	.060	JG31F8-4060-0	GM1002-039

**PROFESSIONAL SERIES INVERTED DOME - 400 BLOCK**      Std Bore: 4.125      Ring package designed for: 1.2mm, 1.5mm, 3.0mm  
Premium Rings Included

Part #	Cubic Inches	Bore Size	Stroke	Rod Length	Comp. Distance	Head Cubic Centimeters			Dome Volume	Gram Weight	Footnote	Oversize	Ring Set Included	JE Pro Seal Head Gasket
						58cc	64cc	70cc						
						Compression Ratio								
329511	428	4.125	4.000	6.000	1.000	11.4	10.8	10.2	-16.0	343	B	STD	JG31F8-4125-2	GM1003-039
329512	429	4.130	4.000	6.000	1.000	11.5	10.8	10.2	-16.0	344	B,M	.005	JG31F8-4135-2	GM1004-039
329513	430	4.135	4.000	6.000	1.000	11.5	10.8	10.2	-16.0	345	B,M	.010	JG31F8-4135-2	GM1004-039
271067	434	4.155	4.000	6.000	1.000	11.6	10.9	10.3	-16.0	349	B	.030	JG31F8-4155-3	GM1004-039
329515	414	4.125	3.875	6.000	1.062	11.2	10.5	9.9	-16.0	375	B	STD	JG31F8-4125-2	GM1003-039
329516	415	4.130	3.875	6.000	1.062	11.2	10.5	9.9	-16.0	377	B,M	.005	JG31F8-4135-2	GM1004-039
329517	416	4.135	3.875	6.000	1.062	11.2	10.5	9.9	-16.0	376	B,M	.010	JG31F8-4135-2	GM1004-039
271068	420	4.155	3.875	6.000	1.062	11.3	10.6	10.0	-16.0	381	B	.030	JG31F8-4155-3	GM1004-039
329518	401	4.125	3.750	6.000	1.125	10.8	10.2	9.6	-16.0	385	B	STD	JG31F8-4125-2	GM1003-039
329519	402	4.130	3.750	6.000	1.125	10.9	10.2	9.6	-16.0	386	B,M	.005	JG31F8-4135-2	GM1004-039
329520	403	4.135	3.750	6.000	1.125	10.9	10.2	9.6	-16.0	387	B,M	.010	JG31F8-4135-2	GM1004-039
271069	407	4.155	3.750	6.000	1.125	11.0	10.3	9.7	-16.0	391	B	.030	JG31F8-4155-3	GM1004-039
329511	372	4.125	3.480	6.250	1.000	10.1	9.5	9.0	-16.0	343	A,B	STD	JG31F8-4125-2	GM1003-039
329512	373	4.130	3.480	6.250	1.000	10.1	9.5	9.0	-16.0	344	A,B,M	.005	JG31F8-4135-2	GM1004-039
329513	374	4.135	3.480	6.250	1.000	10.2	9.6	9.0	-16.0	345	A,B,M	.010	JG31F8-4135-2	GM1004-039
271067	377	4.155	3.480	6.250	1.000	10.3	9.6	9.1	-16.0	349	A,B	.030	JG31F8-4155-3	GM1004-039
329518	372	4.125	3.480	6.125	1.125	10.1	9.5	9.0	-16.0	385	A,B	STD	JG31F8-4125-2	GM1003-039
329519	373	4.130	3.480	6.125	1.125	10.1	9.5	9.0	-16.0	386	A,B	.005	JG31F8-4135-2	GM1004-039

FOOTNOTES: 2618 = 2618 Aluminum Forging, A = Fits 3.480 and 3.500 stroke, B = Oil Rail Support is Included, M = Made to Order



### CHEVY 400 23° INVERTED DOME (CONTINUED)

**PROFESSIONAL SERIES INVERTED DOME - 400 BLOCK**      Std Bore: 4.125      Ring package designed for: 1.2mm, 1.5mm, 3.0mm  
Premium Rings Included

Part #	Cubic Inches	Bore Size	Stroke	Rod Length	Comp. Distance	Head Cubic Centimeters			Dome Volume	Gram Weight	Footnote	Oversize	Ring Set Included	JE Pro Seal Head Gasket
						58cc	64cc	70cc						
						Compression Ratio								
329520	374	4.135	3.480	6.125	1.125	10.2	9.6	9.0	-16.0	387	A,B,M	.010	JG31F8-4135-2	GM1004-039
271069	377	4.155	3.480	6.125	1.125	10.3	9.6	9.1	-16.0	391	A,B	.030	JG31F8-4155-3	GM1004-039

### CHEVY 305 SPRINT CAR FLAT TOP

Specifically designed for alcohol Sprint Car competition. Advanced, lightweight FSR forging. Stronger than traditional designs but up to 20% lighter. Forged from low-silicon wrought 2618 aluminum alloy. Accumulator grooves for improved ring seal.

#### RINGS INCLUDED

- Lightweight, low friction 1.2mm, 1.2mm, 2.5mm ring package included
- Top Ring: Chrome steel, 2nd ring: cast taper, Oil ring: standard tension
- File-to-fit

#### PINS AND LOCKS:

- High quality .927" X 2.250" pin further reduces reciprocating weight
- Carbon steel wire locks included

**PROFESSIONAL SERIES FLAT TOP - 305 BLOCK**      Std Bore: 3.736      Ring package designed for: 1.2mm, 1.2mm, 2.5mm  
Premium Rings Included

Part #	Cubic Inches	Bore Size	Stroke	Rod Length	Comp. Distance	Head Cubic Centimeters			Dome Volume	Gram Weight	Footnote	Oversize	Ring Set Included	JE Pro Seal Head Gasket
						62cc	Compression Ratio							
306842	308	3.756	3.480	5.700	1.560		9.7		-3.1	378	2618	.020	JC2808-3760	
293532	310	3.766	3.480	5.700	1.560		9.7		-3.1	378	2618	.030	JC2808-3770	
293533	312	3.776	3.480	5.700	1.560		9.7		-3.1	381	2618	.040	JC2808-3780	
295562	313	3.786	3.480	5.700	1.560		9.8		-3.1	385	2618	.050	JC2808-3789	
293534	315	3.796	3.480	5.700	1.560		9.8		-3.1	389	2618	.060	JC2808-3800	

### CHEVY PERFORMANCE 602 & 604 CRATE ENGINE

Give your 602 or 604 crate engine an extra edge by upgrading to low-friction, lightweight SRP Professional pistons. The forged FSR design provides increased durability when compared to the standard crate pistons. Piston crown retains the appearance of the original pistons.

#### RINGS INCLUDED

- Lightweight, low friction metric ring package included
- 1.2mm CARBON STEEL top ring, 1.5mm Napier 2nd ring, 3.0mm standard tension oil ring
- Minimal filing required

#### PINS AND LOCKS:

- High quality 2.250" pin further reduces reciprocating weight
- Carbon steel wire locks included

**GM 602 CRATE REPLACEMENT SERIES (4 VALVE DISH)**

Part #	Cubic Inches	Bore Size	Stroke	Rod Length	Comp. Distance	Head Cubic Centimeters			Dome Volume	Gram Weight	Footnote	Oversize	Ring Set Included	JE Pro Seal Head Gasket
						58cc	64cc	70cc						
						Compression Ratio								
324858	351	4.005	3.480	5.700	1.560	10.3:1	9.7:1	9.1:1	-10.0			.005	JG3108-4000-7	GM1024-039
324859	353	4.020	3.480	5.700	1.560	10.4:1	9.7:1	9.1:1	-10.0	479	M	.020	JG3108-4020-2	GM1024-039
324860	355	4.030	3.480	5.700	1.560	10.4:1	9.8:1	9.2:1	-10.0	480	M	.030	JG31F8-4030-2	GM1024-039
324861	378	4.005	3.750	6.000	1.125	11.1:1	10.3:1	9.7:1	-10.0	417		.005	JG3108-4000-7	GM1024-039
324862	381	4.020	3.750	6.000	1.125	11.1:1	10.4:1	9.8:1	-10.0	427	M	.020	JG3108-4020-2	GM1024-039
324863	383	4.030	3.750	6.000	1.125	11.2:1	10.4:1	9.8:1	-10.0	430	M	.030	JG31F8-4030-2	GM1024-039

**GM 604 CRATE REPLACEMENT SERIES (4 VALVE DISH)**

Part #	Cubic Inches	Bore Size	Stroke	Rod Length	Comp. Distance	Head Cubic Centimeters			Dome Volume	Gram Weight	Footnote	Oversize	Ring Set Recommended	JE Pro Seal Head Gasket
						58cc	64cc	70cc						
						Compression Ratio								
324864	351	4.005	3.480	5.700	1.560	11.1:1	10.3:1	9.6:1	-4.5	484		.005	JG3108-4000-7	GM1024-039
324865	353	4.020	3.480	5.700	1.560	11.1:1	10.3:1	9.7:1	-4.5	492	M	.020	JG3108-4020-2	GM1024-039
324866	355	4.030	3.480	5.700	1.560	11.2:1	10.4:1	9.7:1	-4.5	496	M	.030	JG31F8-4030-2	GM1024-039
324867	378	4.005	3.750	6.000	1.125	11.8:1	11.0:1	10.3:1	-4.5	432		.005	JG3108-4000-7	GM1024-039
324868	381	4.020	3.750	6.000	1.125	11.9:1	11.1:1	10.3:1	-4.5	441	M	.020	JG3108-4020-2	GM1024-039
324869	383	4.030	3.750	6.000	1.125	12.0:1	11.1:1	10.4:1	-4.5	442	M	.030	JG31F8-4030-2	GM1024-039

FOOTNOTES: 2618 = 2618 Aluminum Forging, A = Fits 3.480 and 3.500 stroke, B = Oil Rail Support is Included, M = Made to Order



## FORD WINDSOR FLAT TOP & INVERTED DOME

Advanced, lightweight FSR forging that eliminates stress concentrations for superior strength. Stronger than traditional designs but up to 20% lighter.

- Accumulator grooves for improved ring seal
- Thick top ring lands to accommodate moderate forced induction/nitrous applications

### RINGS INCLUDED

- Lightweight, low friction metric ring package included
- 1.2mm CARBON STEEL top ring, 1.5mm Napier 2nd ring, 3.0mm standard tension oil ring
- Minimal filing required

### PINS AND LOCKS:

- High quality 2.250" pin further reduces reciprocating weight
- Carbon steel wire locks included

SRP PROFESSIONAL

### PROFESSIONAL SERIES FLAT TOP - 302 BLOCK

Std Bore: 4.000

Ring package: 1.2mm, 1.5mm, 3.0mm Premium Rings Included

Part #	Cubic Inches	Bore Size	Stroke	Rod Length	Comp. Distance	Head Cubic Centimeters			Dome Volume	Gram Weight	Footnote	Oversize	Ring Set Included	JE Pro Seal Head Gasket
						58cc	64cc	70cc						
						Compression Ratio								
329534	302	4.000	3.000	5.090	1.600	9.6	8.9	8.4	-5.0	456	D,M	STD	JG3108-4000-7	FD1001-039
329535	302	4.005	3.000	5.090	1.600	9.6	8.9	8.4	-5.0	458	D,M	.005	JG3108-4000-7	FD1001-039
329536	303	4.010	3.000	5.090	1.600	9.6	8.9	8.4	-5.0	460	D,M	.010	JG3108-4010-4	FD1001-039
329537	305	4.020	3.000	5.090	1.600	9.7	9.0	8.4	-5.0	462	D,M	.020	JG3108-4020-2	FD1001-039
279670	306	4.030	3.000	5.090	1.600	9.7	9.0	8.4	-5.0	466	D,M	.030	JG31F8-4030-2	FD1001-039
321403	308	4.040	3.000	5.090	1.600	9.7	9.0	8.4	-5.0	471	D,M	.040	JG31F8-4040-2	FD1001-039
329538	311	4.060	3.000	5.090	1.600	9.8	9.1	8.6	-5.0	478	D,M	.060	JG31F8-4060-0	FD1001-039
329539	312	4.000	3.100	5.400	1.230	9.9	9.2	8.6	-5.0	391	M	STD	JG3108-4000-7	FD1001-039
329540	312	4.005	3.100	5.400	1.230	9.9	9.2	8.6	-5.0	393	M	.005	JG3108-4000-7	FD1001-039
329541	313	4.010	3.100	5.400	1.230	9.9	9.2	8.6	-5.0	395	M	.010	JG3108-4010-4	FD1001-039
329542	315	4.020	3.100	5.400	1.230	9.9	9.3	8.7	-5.0	397	M	.020	JG3108-4020-2	FD1001-039
279671	316	4.030	3.100	5.400	1.230	10.0	9.3	8.7	-5.0	399	M	.030	JG31F8-4030-2	FD1001-039
321404	318	4.040	3.100	5.400	1.230	10.0	9.3	8.7	-5.0	423	M	.040	JG31F8-4040-2	FD1001-039
329543	321	4.060	3.100	5.400	1.230	10.1	9.4	8.8	-5.0	427	M	.060	JG31F8-4060-0	FD1001-039
329544	327	4.000	3.250	5.400	1.165	10.3	9.6	9.0	-5.0	401	B,M	STD	JG3108-4000-7	FD1001-039
329545	328	4.005	3.250	5.400	1.165	10.3	9.6	9.0	-5.0	402	B	.005	JG3108-4000-7	FD1001-039
329546	328	4.010	3.250	5.400	1.165	10.3	9.6	9.0	-5.0	403	B,M	.010	JG3108-4010-4	FD1001-039
329547	330	4.020	3.250	5.400	1.165	10.4	9.7	9.0	-5.0	405	B,M	.020	JG3108-4020-2	FD1001-039
271097	331	4.030	3.250	5.400	1.165	10.4	9.7	9.1	-5.0	407	B	.030	JG31F8-4030-2	FD1001-039
326025	333	4.040	3.250	5.400	1.165	10.5	9.8	9.1	-5.0	409	B	.040	JG31F8-4040-2	FD1001-039
329548	337	4.060	3.250	5.400	1.165	10.5	9.8	9.2	-5.0	414	B,M	.060	JG31F8-4060-0	FD1001-039
329549	342	4.000	3.400	5.400	1.100	10.7	10.0	9.3	-5.0	385	B,M	STD	JG3108-4000-7	FD1001-039
329550	343	4.005	3.400	5.400	1.100	10.7	10.0	9.4	-5.0	386	B	.005	JG3108-4000-7	FD1001-039
329551	344	4.010	3.400	5.400	1.100	10.8	10.0	9.4	-5.0	388	B,M	.010	JG3108-4010-4	FD1001-039
329552	345	4.020	3.400	5.400	1.100	10.8	10.1	9.4	-5.0	391	B,M	.020	JG3108-4020-2	FD1001-039
271099	347	4.030	3.400	5.400	1.100	10.9	10.1	9.5	-5.0	395	B	.030	JG31F8-4030-2	FD1001-039
279524	348	4.040	3.400	5.400	1.100	10.9	10.2	9.5	-5.0	399	B	.040	JG31F8-4040-2	FD1001-039
329553	352	4.060	3.400	5.400	1.100	11.0	10.2	9.6	-5.0	404	B,M	.060	JG31F8-4060-0	FD1001-039

### PROFESSIONAL SERIES FLAT TOP - 351W BLOCK

Std Bore: 4.000

Ring package: 1.2mm, 1.5mm, 3.0mm Premium Rings Included

Part #	Cubic Inches	Bore Size	Stroke	Rod Length	Comp. Distance	Head Cubic Centimeters			Dome Volume	Gram Weight	Footnote	Oversize	Ring Set Included	JE Pro Seal Head Gasket
						58cc	64cc	70cc						
						Compression Ratio								
329534	387	4.000	3.850	5.956	1.600	12.0	11.2	10.4	-5.0	456	D,M	STD	JG3108-4000-7	FD1001-039
329535	388	4.005	3.850	5.956	1.600	12.0	11.2	10.5	-5.0	458	D,M	.005	JG3108-4000-7	FD1001-039
329536	389	4.010	3.850	5.956	1.600	12.1	11.2	10.5	-5.0	460	D,M	.010	JG3108-4010-4	FD1001-039
329537	391	4.020	3.850	5.956	1.600	12.1	11.3	10.5	-5.0	462	D,M	.020	JG3108-4020-2	FD1001-039
279670	392	4.030	3.850	5.956	1.600	12.2	11.3	10.6	-5.0	466	D,M	.030	JG31F8-4030-2	FD1001-039
321403	395	4.040	3.850	5.956	1.600	12.2	11.3	10.6	-5.0	471	D,M	.040	JG31F8-4040-2	FD1001-039
329538	399	4.060	3.850	5.956	1.600	12.3	11.4	10.7	-5.0	478	D,M	.060	JG31F8-4060-0	FD1001-039
329555	402	4.000	4.000	6.200	1.300	12.4	11.6	10.8	-5.0	NEW	M	STD	JG3108-4000-7	FD1001-039
329556	403	4.005	4.000	6.200	1.300	12.5	11.6	10.8	-5.0	NEW		.005	JG3108-4000-7	FD1001-039
329557	404	4.010	4.000	6.200	1.300	12.5	11.6	10.9	-5.0	NEW	M	.010	JG3108-4010-4	FD1001-039
329558	406	4.020	4.000	6.200	1.300	12.5	11.7	10.9	-5.0	NEW	M	.020	JG3108-4020-2	FD1001-039

FOOTNOTES: B = Oil Rail Support is Included, D = .912 Pin Diameter, M = Made to Order



**FORD WINDSOR FLAT TOP & INVERTED DOME (CONTINUED)**

**PROFESSIONAL SERIES FLAT TOP - 351W BLOCK**      Std Bore: 4.000      Ring package: 1.2mm, 1.5mm, 3.0mm Premium Rings Included

Part #	Cubic Inches	Bore Size	Stroke	Rod Length	Comp. Distance	Head Cubic Centimeters			Dome Volume	Gram Weight	Footnote	Oversize	Ring Set Included	JE Pro Seal Head Gasket
						58cc	64cc	70cc						
						Compression Ratio								
329559	408	4.030	4.000	6.200	1.300	12.6	11.7	10.9	-5.0	NEW		.030	JG31F8-4030-2	FD1001-039
329560	410	4.040	4.000	6.200	1.300	12.6	11.8	11.0	-5.0	NEW		.040	JG31F8-4040-2	FD1001-039
329561	414	4.060	4.000	6.200	1.300	12.7	11.8	11.1	-5.0	NEW	M	.060	JG31F8-4060-0	FD1001-039
329539	402	4.000	4.000	6.250	1.230	12.4	11.6	10.8	-5.0	391	M	STD	JG3108-4000-7	FD1001-039
329540	403	4.005	4.000	6.250	1.230	12.5	11.6	10.8	-5.0	393		.005	JG3108-4000-7	FD1001-039
329541	404	4.010	4.000	6.250	1.230	12.5	11.6	10.9	-5.0	395	M	.010	JG3108-4010-4	FD1001-039
329542	406	4.020	4.000	6.250	1.230	12.5	11.7	10.9	-5.0	397	M	.020	JG3108-4020-2	FD1001-039
279671	408	4.030	4.000	6.250	1.230	12.6	11.7	11.0	-5.0	399	M	.030	JG31F8-4030-2	FD1001-039
321404	410	4.040	4.000	6.250	1.230	12.6	11.7	11.0	-5.0	423	M	.040	JG31F8-4040-2	FD1001-039
329543	414	4.060	4.000	6.250	1.230	12.7	11.8	11.1	-5.0	427	M	.060	JG31F8-4060-0	FD1001-039
329539	412	4.000	4.100	6.200	1.230	12.7	11.8	11.1	-5.0	391	M	STD	JG3108-4000-7	FD1001-039
329540	413	4.005	4.100	6.200	1.230	12.8	11.8	11.1	-5.0	393	M	.005	JG3108-4000-7	FD1001-039
329541	414	4.010	4.100	6.200	1.230	12.8	11.9	11.1	-5.0	395	M	.010	JG3108-4010-4	FD1001-039
329542	416	4.020	4.100	6.200	1.230	12.8	11.9	11.1	-5.0	397	M	.020	JG3108-4020-2	FD1001-039
279671	418	4.030	4.100	6.200	1.230	12.9	12.0	11.2	-5.0	399	M	.030	JG31F8-4030-2	FD1001-039
321404	420	4.040	4.100	6.200	1.230	12.9	12.0	11.2	-5.0	423	M	.040	JG31F8-4040-2	FD1001-039
329543	425	4.060	4.100	6.200	1.230	13.0	12.1	11.3	-5.0	427	M	.060	JG31F8-4060-0	FD1001-039
329549	427	4.000	4.250	6.250	1.100	13.2	12.2	11.4	-5.0	385	B,M	STD	JG3108-4000-7	FD1001-039
329550	428	4.005	4.250	6.250	1.100	13.2	12.2	11.4	-5.0	386	B,M	.005	JG3108-4000-7	FD1001-039
329551	429	4.010	4.250	6.250	1.100	13.2	12.3	11.5	-5.0	388	B,M	.010	JG3108-4010-4	FD1001-039
329552	432	4.020	4.250	6.250	1.100	13.3	12.3	11.5	-5.0	391	B,M	.020	JG3108-4020-2	FD1001-039
271099	434	4.030	4.250	6.250	1.100	13.3	12.4	11.6	-5.0	395	B	.030	JG31F8-4030-2	FD1001-039
279524	435	4.040	4.250	6.250	1.100	13.4	12.4	11.6	-5.0	399	B,M	.040	JG31F8-4040-2	FD1001-039
329553	440	4.060	4.250	6.250	1.100	13.5	12.5	11.7	-5.0	404	B,M	.060	JG31F8-4060-0	FD1001-039

**PROFESSIONAL SERIES INVERTED DOME - 302 BLOCK**      Std Bore: 4.000      Ring package: 1.2mm, 1.5mm, 3.0mm Premium Rings Included

Part #	Cubic Inches	Bore Size	Stroke	Rod Length	Comp. Distance	Head Cubic Centimeters			Dome Volume	Gram Weight	Footnote	Oversize	Ring Set Included	JE Pro Seal Head Gasket
						58cc	64cc	70cc						
						Compression Ratio								
329572	402	4.000	4.000	6.250	1.230	10.6	10.0	9.4	-19.0	386	M	STD	JG3108-4000-7	FD1001-039
329573	403	4.005	4.000	6.250	1.230	10.6	10.0	9.4	-19.0	388		.005	JG3108-4000-7	FD1001-039
329574	404	4.010	4.000	6.250	1.230	10.6	10.0	9.4	-19.0	390	M	.010	JG3108-4010-4	FD1001-039
329575	406	4.020	4.000	6.250	1.230	10.7	10.0	9.5	-19.0	392	M	.020	JG3108-4020-2	FD1001-039
279673	408	4.030	4.000	6.250	1.230	10.7	10.1	9.5	-19.0	395		.030	JG31F8-4030-2	FD1001-039
279674	410	4.040	4.000	6.250	1.230	10.7	10.1	9.5	-19.0	399	M	.040	JG31F8-4040-2	FD1001-039
329576	414	4.060	4.000	6.250	1.230	10.8	10.2	9.6	-19.0	407		.060	JG31F8-4060-0	FD1001-039
329572	412	4.000	4.100	6.200	1.230	10.8	10.2	9.6	-19.0	386	M	STD	JG3108-4000-7	FD1001-039
329573	413	4.005	4.100	6.200	1.230	10.8	10.2	9.6	-19.0	388		.005	JG3108-4000-7	FD1001-039
329574	414	4.010	4.100	6.200	1.230	10.9	10.2	9.7	-19.0	390	M	.010	JG3108-4010-4	FD1001-039
329575	416	4.020	4.100	6.200	1.230	10.9	10.3	9.7	-19.0	392	M	.020	JG3108-4020-2	FD1001-039
279673	418	4.030	4.100	6.200	1.230	11.0	10.3	9.7	-19.0	395		.030	JG31F8-4030-2	FD1001-039
279674	420	4.040	4.100	6.200	1.230	11.0	10.4	9.8	-19.0	399	M	.040	JG31F8-4040-2	FD1001-039
329576	425	4.060	4.100	6.200	1.230	11.1	10.4	9.9	-19.0	407		.060	JG31F8-4060-0	FD1001-039
329585	402	4.000	4.000	6.250	1.230	9.0	8.5	8.2	-32.0	408	M	STD	JG3108-4000-7	FD1001-039
329586	403	4.005	4.000	6.250	1.230	9.0	8.6	8.2	-32.0	409		.005	JG3108-4000-7	FD1001-039
329587	404	4.010	4.000	6.250	1.230	9.0	8.6	8.2	-32.0	410		.010	JG3108-4010-4	FD1001-039
329588	406	4.020	4.000	6.250	1.230	9.1	8.6	8.2	-32.0	412	M	.020	JG3108-4020-2	FD1001-039
321406	408	4.030	4.000	6.250	1.230	9.1	8.6	8.3	-32.0	414		.030	JG31F8-4030-2	FD1001-039
321407	410	4.040	4.000	6.250	1.230	9.1	8.7	8.3	-32.0	416		.040	JG31F8-4040-2	FD1001-039

FOOTNOTES: B = Oil Rail Support is Included, D = .912 Pin Diameter, M = Made to Order



**FORD WINDSOR FLAT TOP & INVERTED DOME (CONTINUED)**

**PROFESSIONAL SERIES INVERTED DOME - 351W BLOCK**      Std Bore: 4.000      Ring package: 1.2mm, 1.5mm, 3.0mm Premium Rings Included

Part #	Cubic Inches	Bore Size	Stroke	Rod Length	Comp. Distance	Head Cubic Centimeters			Dome Volume	Gram Weight	Footnote	Oversize	Ring Set Included	JE Pro Seal Head Gasket
						58cc	64cc	70cc						
						Compression Ratio								
329589	414	4.060	4.000	6.250	1.230	9.2	8.8	8.3	-32.0	424		.060	JG31F8-4060-0	FD1001-039
329585	412	4.000	4.100	6.200	1.230	9.2	8.7	8.3	-32.0	408	M	STD	JG3108-4000-7	FD1001-039
329586	413	4.005	4.100	6.200	1.230	9.2	8.8	8.4	-32.0	409		.005	JG3108-4000-7	FD1001-039
329587	414	4.010	4.100	6.200	1.230	9.2	8.8	8.4	-32.0	410	M	.010	JG3108-4010-4	FD1001-039
329588	416	4.020	4.100	6.200	1.230	9.3	8.8	8.4	-32.0	412	M	.020	JG3108-4020-2	FD1001-039
321406	418	4.030	4.100	6.200	1.230	9.3	8.8	8.4	-32.0	414		.030	JG31F8-4030-2	FD1001-039
321407	420	4.040	4.100	6.200	1.230	9.3	8.9	8.5	-32.0	416		.040	JG31F8-4040-2	FD1001-039
329589	425	4.060	4.100	6.200	1.230	9.4	8.9	8.5	-32.0	424		.060	JG31F8-4060-0	FD1001-039
361112	402	4.000	4.000	6.250	1.230	9.0	8.5	8.2	-32.0	408	2618, M	STD	JG3108-4000-7	FD1001-039
361113	403	4.005	4.000	6.250	1.230	9.0	8.6	8.2	-32.0	409	2618, M	.005	JG3108-4000-7	FD1001-039
361114	404	4.010	4.000	6.250	1.230	9.0	8.6	8.2	-32.0	410	2618, M	.010	JG3108-4010-4	FD1001-039
361115	406	4.020	4.000	6.250	1.230	9.1	8.6	8.2	-32.0	412	2618, M	.020	JG3108-4020-2	FD1001-039
361116	408	4.030	4.000	6.250	1.230	9.1	8.6	8.3	-32.0	414	2618, M	.030	JG31F8-4030-2	FD1001-039
361117	410	4.040	4.000	6.250	1.230	9.1	8.7	8.3	-32.0	416	2618	.040	JG31F8-4040-2	FD1001-039
361118	414	4.060	4.000	6.250	1.230	9.2	8.8	8.3	-32.0	424	2618	.060	JG31F8-4060-0	FD1001-039
361112	412	4.000	4.100	6.200	1.230	9.2	8.7	8.3	-32.0	408	2618, M	STD	JG3108-4000-7	FD1001-039
361113	413	4.005	4.100	6.200	1.230	9.2	8.8	8.4	-32.0	409	2618, M	.005	JG3108-4000-7	FD1001-039
361114	414	4.010	4.100	6.200	1.230	9.2	8.8	8.4	-32.0	410	2618, M	.010	JG3108-4010-4	FD1001-039
361115	416	4.020	4.100	6.200	1.230	9.3	8.8	8.4	-32.0	412	2618, M	.020	JG3108-4020-2	FD1001-039
361116	418	4.030	4.100	6.200	1.230	9.3	8.8	8.4	-32.0	414	2618	.030	JG31F8-4030-2	FD1001-039
361117	420	4.040	4.100	6.200	1.230	9.3	8.9	8.5	-32.0	416	2618	.040	JG31F8-4040-2	FD1001-039
361118	425	4.060	4.100	6.200	1.230	9.4	8.9	8.5	-32.0	424	2618	.060	JG31F8-4060-0	FD1001-039
329590	402	4.000	4.000	6.200	1.300	10.6	10.0	9.4	-19.0	395	M	STD	JG3108-4000-7	FD1001-039
329591	403	4.005	4.000	6.200	1.300	10.6	10.0	9.4	-19.0	396		.005	JG3108-4000-7	FD1001-039
329592	404	4.010	4.000	6.200	1.300	10.6	10.0	9.4	-19.0	397	M	.010	JG3108-4010-4	FD1001-039
329593	406	4.020	4.000	6.200	1.300	10.7	10.0	9.5	-19.0	401	M	.020	JG3108-4020-2	FD1001-039
291056	408	4.030	4.000	6.200	1.300	10.7	10.1	9.5	-19.0	405	M	.030	JG31F8-4030-2	FD1001-039
321408	410	4.040	4.000	6.200	1.300	10.7	10.1	9.5	-19.0	406	M	.040	JG31F8-4040-2	FD1001-039
329594	414	4.060	4.000	6.200	1.300	10.8	10.2	9.6	-19.0	412		.060	JG31F8-4060-0	FD1001-039
329595	402	4.000	4.000	6.200	1.300	9.3	8.8	8.4	-32.0	402	M	STD	JG3108-4000-7	FD1001-039
329596	403	4.005	4.000	6.200	1.300	9.3	8.9	8.4	-32.0	403	M	.005	JG3108-4000-7	FD1001-039
329597	404	4.010	4.000	6.200	1.300	9.4	8.9	8.5	-32.0	404	M	.010	JG3108-4010-4	FD1001-039
329598	406	4.020	4.000	6.200	1.300	9.4	8.9	8.5	-32.0	406	M	.020	JG3108-4020-2	FD1001-039
321409	408	4.030	4.000	6.200	1.300	9.4	9.0	8.5	-32.0	408	M	.030	JG31F8-4030-2	FD1001-039
321410	410	4.040	4.000	6.200	1.300	9.5	9.0	8.6	-32.0	410	M	.040	JG31F8-4040-2	FD1001-039
329599	414	4.060	4.000	6.200	1.300	9.6	9.1	8.6	-32.0	418	M	.060	JG31F8-4060-0	FD1001-039
361119	402	4.000	4.000	6.200	1.300	9.3	8.8	8.4	-32.0	402	2618, M	STD	JG3108-4000-7	FD1001-039
361120	403	4.005	4.000	6.200	1.300	9.3	8.9	8.4	-32.0	403	2618, M	.005	JG3108-4000-7	FD1001-039
361121	404	4.010	4.000	6.200	1.300	9.4	8.9	8.5	-32.0	404	2618, M	.010	JG3108-4010-4	FD1001-039
361122	406	4.020	4.000	6.200	1.300	9.4	8.9	8.5	-32.0	406	2618, M	.020	JG3108-4020-2	FD1001-039
361123	408	4.030	4.000	6.200	1.300	9.4	9.0	8.5	-32.0	408	2618	.030	JG31F8-4030-2	FD1001-039
361124	410	4.040	4.000	6.200	1.300	9.5	9.0	8.6	-32.0	410	2618	.040	JG31F8-4040-2	FD1001-039
361125	414	4.060	4.000	6.200	1.300	9.6	9.1	8.6	-32.0	418	2618	.060	JG31F8-4060-0	FD1001-039
329579	427	4.000	4.250	6.250	1.100	12.0	11.2	10.6	-12.5	365	M	STD	JG3108-4000-7	FD1001-039
329580	428	4.005	4.250	6.250	1.100	12.0	11.3	10.6	-12.5	366		.005	JG3108-4000-7	FD1001-039
329581	429	4.010	4.250	6.250	1.100	12.1	11.3	10.6	-12.5	367	M	.010	JG3108-4010-4	FD1001-039
329582	432	4.020	4.250	6.250	1.100	12.1	11.3	10.7	-12.5	369	M	.020	JG3108-4020-2	FD1001-039
279672	434	4.030	4.250	6.250	1.100	12.2	11.4	10.7	-12.5	372		.030	JG31F8-4030-2	FD1001-039
321405	436	4.040	4.250	6.250	1.100	12.2	11.4	10.7	-12.5	377	M	.040	JG31F8-4040-2	FD1001-039
329583	440	4.060	4.250	6.250	1.100	12.3	11.5	10.8	-12.5	386		.060	JG31F8-4060-0	FD1001-039

SRP PROFESSIONAL



## FORD MODULAR 4.6L / 5.4L 2V

Advanced, lightweight FSR forging that eliminates stress concentrations for superior strength. Stronger than traditional designs but up to 20% lighter. High-silicon 4032 aluminum alloy for reduced piston-to-wall clearance and quiet operation Accumulator grooves for improved ring seal. Thick top ring lands to accommodate moderate forced induction/nitrous applications.

### RINGS INCLUDED

- Lightweight, low friction metric ring package included
- 1.2mm CARBON STEEL top ring, 1.5mm Napier 2nd ring, 3.0mm standard tension oil ring
- Minimal filing required

### PINS AND LOCKS:

- High quality 2.250" pin further reduces reciprocating weight
- Carbon steel wire locks included

**PROFESSIONAL SERIES FLAT TOP** Std Bore: 3.522 Ring package: 1.2mm, 1.5mm, 3.0mm Premium Rings Included

Part #	Cubic Inches	Bore Size	Stroke	Rod Length	Comp. Distance	Head Cubic Centimeters			Dome Volume	Gram Weight	Footnote	Oversize	Ring Set Included	JE Pro Seal Head Gasket
						42cc	46cc	54cc						
						Compression Ratio								
329383	281	3.552	3.543	5.933	1.220	12.1	11.3	10.3	-3.0	336	B	STD	JG3208-3551-0	FD1010-039/FD1011-039
271106	284	3.572	3.543	5.933	1.220	12.2	11.4	10.4	-3.0	341	B	.020	JG3208-3571-0	FD1010-039/FD1011-039

**PROFESSIONAL SERIES SPHERICAL DISH** Std Bore: 3.522 Ring package: 1.2mm, 1.5mm, 3.0mm Premium Rings Included

Part #	Cubic Inches	Bore Size	Stroke	Rod Length	Comp. Distance	Head Cubic Centimeters			Dome Volume	Gram Weight	Footnote	Oversize	Ring Set Included	JE Pro Seal Head Gasket
						42cc	46cc	54cc						
						Compression Ratio								
329384	281	3.552	3.543	5.933	1.220	9.7	9.2	8.6	-17.0	347	B	STD	JG3208-3551-0	FD1010-039/FD1011-039
271108	284	3.572	3.543	5.933	1.220	9.8	9.3	8.7	-17.0	349	B	.020	JG3208-3571-0	FD1010-039/FD1011-039

\* FD1010-039 = Left Hand Gasket / FD1011-039 = Right Hand Gasket

## MODULAR COYOTE 5.0 2011-2017

Advanced, lightweight FSR forging that eliminates stress concentrations for superior strength. Stronger than traditional designs but up to 20% lighter.

- Accumulator grooves for improved ring seal
- Thick top ring lands to accommodate moderate forced induction/nitrous applications

### RINGS INCLUDED

- Lightweight, low friction metric ring package included
- 1.0mm CARBON STEEL top ring, 1.2mm Napier 2nd ring, 2.8mm oil ring
- Minimal filing required

### PINS AND LOCKS:

- High quality 2.250" pin further reduces reciprocating weight
- Carbon steel wire locks included

**PROFESSIONAL SERIES FLAT TOP** Std Bore: 3.522 Ring package: 1.0mm, 1.2mm, 2.8mm Premium Rings Included

Part #	Cubic Inches	Bore Size	Stroke	Rod Length	Comp. Distance	Head Cubic Centimeters			Dome Volume	Gram Weight	Footnote	Oversize	Ring Set Included	JE Pro Seal Head Gasket
						57cc								
						Compression Ratio								
361128	302	3.630	3.650	5.933	1.1740		10.0:1		-4.4		2618, M	STD	JG1008-3632	FD1025-039/FD1026-039
361129	304	3.640	3.650	5.933	1.1740		10.0:1		-4.8		2618, M	.010	JG1008-3642	FD1025-039/FD1026-039
361130	306	3.650	3.650	5.933	1.1740		10.0:1		-5.1		2618, M	.020	JG1008-3652	FD1025-039/FD1026-039
361131	302	3.630	3.650	5.933	1.1740		11.0:1		2.5		2618, M	STD	JG1008-3632	FD1025-039/FD1026-039
361132	304	3.640	3.650	5.933	1.1740		11.0:1		2.2		2618, M	.010	JG1008-3642	FD1025-039/FD1026-039
361133	306	3.650	3.650	5.933	1.1740		11.0:1		1.9		2618, M	.020	JG1008-3652	FD1025-039/FD1026-039

## MODULAR COYOTE 5.0 GEN 3 DIRECT INJECTION 2018+

Advanced, lightweight FSR forging that eliminates stress concentrations for superior strength. Stronger than traditional designs but up to 20% lighter.

- Accumulator grooves for improved ring seal
- Thick top ring lands to accommodate moderate forced induction/nitrous applications

### RINGS INCLUDED

- Lightweight, low friction metric ring package included
- 1.0mm CARBON STEEL top ring, 1.2mm Napier 2nd ring, 2.8mm oil ring
- Minimal filing required

### PINS AND LOCKS:

- High quality 2.250" pin further reduces reciprocating weight
- Carbon steel wire locks included

**PROFESSIONAL SERIES FLAT TOP** Std Bore: 3.522 Ring package: 1.0mm, 1.2mm, 2.8mm Premium Rings Included

Part #	Cubic Inches	Bore Size	Stroke	Rod Length	Comp. Distance	Head Cubic Centimeters			Dome Volume	Gram Weight	Footnote	Oversize	Ring Set Included	JE Pro Seal Head Gasket
						57cc								
						Compression Ratio								
361134	307	3.661	3.650	5.933	1.168		11.0:1		1.5		2618, M	STD	JG1008-3661	
361135	311	3.681	3.650	5.933	1.168		11.0:1		0.9		2618, M	.020	JG1008-3681	

FOOTNOTES: 2618 = 2618 Aluminum Forging, B = Oil Rail Support is Included, M = Made to Order



SRP PISTONS

## SRP PISTONS®



### SRP PISTONS

SRP Pistons was founded in 1997 by JE Pistons, the world's largest manufacturer of forged racing pistons. The idea was simple, to create a high quality forged piston at an affordable price. Every SRP forging was created with quality, performance and affordability in mind. By designing dedicated forgings, the pistons became both lighter and stronger while machining time and scrap aluminum was drastically reduced. These factors have reduced the price of SRP Pistons and contributed to their success. Today, nearly 500 different piston part numbers comprise the SRP product lineup, including Chevy, Ford, Chrysler, Honda and more.

### SALES AND MANUFACTURING

The SRP Pistons Sales Department consists of technical experts with over 320 years of combined racing experience and a passion for racing just like you. We have experts in the fields of road racing, circle track, drag racing and more to ensure you get the best advice for your application.

Call today to find out firsthand how 60 years of racing in series such as NASCAR, ALMS, NHRA, USAC, and ARCA can help you!

The SRP/JE Pistons manufacturing facility is the most advanced in the industry. We utilize over 75 late-model CNC machines and the latest quality control methods. The SRP/JE Pistons inspection department features high-tech equipment to check materials and dimensions to ensure quality. Our current equipment can measure increments as small as 20 millionths (.000020") of an inch! SRP makes quality pistons on time, every time.

## PISTON MATERIALS

### 4032 VS. 2618 / FORGED WROUGHT ALUMINUM

Pistons manufactured from 4032 wrought aluminum alloy are designed for high performance applications where a strong and quiet piston is required. These pistons require less initial piston to wall clearance and are quieter at startup. The perfect street/strip piston!

#### Physical Properties of 4032

Nominal Density	2.68 g/cc	.097 lb/in <sup>3</sup>
-----------------	-----------	-------------------------

#### Mechanical Properties of 4032

Tensile Strength, Ultimate	380 MPa	55,000 psi
Tensile Strength, Yield	315 MPa	46,000 psi
Modulus of Elasticity	79 GPa	11,400 psi
Fatigue Endurance Limit	110 MPa	16,000 psi

Pistons manufactured from 2618 wrought aluminum alloy are designed for racing and very demanding applications. These environments necessitate the higher strength 2618 aluminum alloy.

#### Physical Properties of 2618

Nominal Density	2.81 g/cc	.100 lb/in <sup>3</sup>
-----------------	-----------	-------------------------

#### Mechanical Properties of 2618

Tensile Strength, Ultimate	440 MPa	64,000 psi
Tensile Strength, Yield	370 MPa	54,000 psi
Modulus of Elasticity	74 GPa	10,400 psi
Fatigue Endurance Limit	125 MPa	18,000 psi

### COEFFICIENT OF THERMAL EXPANSION

When exposed to heat, 2618 aluminum expands approximately 15% more than 4032, therefore the initial piston-to-wall clearance has to be 15% greater. This difference is most noticeable during a cold engine start. When cold, the 2618 piston can rock back and forth producing a slight noise (sometimes referred to as piston slap) until the aluminum expands. Both types of aluminum have approximately the same clearances once the pistons have expanded and the engine is running at operating temperatures.

#### COEFFICIENT OF THERMAL EXPANSION FOR 4032

Temperature Range		Average Coefficient	
°C	°F	µm/m • K	µin/in • °F
20 to 200	68 to 392	20.2	11.2

#### EXAMPLE:

When measured at room temperature, a piston designed for a 4.000" bore might measure 3.9966. If the same piston were measured at 375 degrees F, the piston would measure 4.000".

#### COEFFICIENT OF THERMAL EXPANSION FOR 2618

Temperature Range		Average Coefficient	
°C	°F	µm/m • K	µin/in • °F
20 to 200	68 to 392	23.2	12.9

#### EXAMPLE:

When measured at room temperature, a piston designed for a 4.000" bore might measure 3.9960. If the same piston were measured at 375 degrees F, the piston would measure 4.000".

## PISTON FEATURES







## SMALL BLOCK CHEVY

### 15° LS1 / LS2 / LS6 / L92 INVERTED DOME

- Ideal for naturally aspirated or moderate boost/nitrous street/strip applications.
- Forged from 4032 low expansion high silicon aluminum alloy for quiet operation
- Forced Pin Oiling for increased wrist pin lubrication
- Pin fitting, round wire locks included
- 927-2250-150 wall wrist pin (106 grams) included
- CNC Machined ring grooves accept 1.5, 1.5, 3.0mm rings (Sold Separately)



15° LS1/LS2/LS6 INVERTED DOME      Std Bore: 3.900 (LS1), 4.000 (LS2/LS6)      Ring package designed for: 1.5, 1.5, 3.0MM Rings

Part #	Cubic Inches	Bore Size	Stroke	Rod Length	Comp. Distance	Head Cubic Centimeters			Dome Volume	Gram Weight	Footnote	Oversize	Ring Set Recommended	JE Pro Seal Head Gasket
						64cc	66cc	72cc						
						Compression Ratio								
260534	383	3.905	4.000	6.125	1.115	9.1	8.9	8.4	-25.0	379	B,C	.005 LS1	J60008-3900-3	GM1015-051
254276	403	4.005	4.000	6.125	1.115	9.1	8.9	8.5	-29.0	392	B,C	.005 LS2	J60008-4000-5	GM1016-051
260535	408	4.030	4.000	6.125	1.115	9.2	9.0	8.6	-29.0	399	B,C,L	.030 LS2	J60008-4030-5	GM1016-051

FOOTNOTES: B = Oil Rail Support is Included, C = .927 Pin Diameter, L = Limited Quantities Available

### 23° LATE MODEL STOCK

- FlyWeight, competition two-barrel piston for optimum "off-the-corner" acceleration
- Piston designed for two-barrel applications up to 400 horsepower
- Forged from Premium 2618 aluminum alloy
- Forced Pin Oiler for increased wrist pin lubrication
- Pin fitting and double spiro locks included
- Optional bearing steel pins available
- 927-2500-150 wall wrist pin (118 grams) included
- CNC Machined ring grooves accept 1/16, 1/16, 3/16 rings (Rings Sold Separately)
- Optional bearing steel pins available.



350 ENGINE BLOCK - 2 VALVE      Std Bore: 4.000      Ring package designed for: 1/16, 1/16, 3/16 Rings

Part #	Cubic Inches	Bore Size	Stroke	Rod Length	Comp. Distance	Head Cubic Centimeters			Dome Volume	Gram Weight	Footnote	Oversize	Ring Set Recommended	JE Pro Seal Head Gasket
						58cc	64cc	70cc						
						Compression Ratio								
338158	352	4.000	3.500	5.700	1.550	11.2	10.4	9.7	-4.0		A,M	STD	S100S8-4000-5	GM1002-039
338159	354	4.010	3.500	5.700	1.550	11.2	10.4	9.7	-4.0		A,M	.010	J100F8-4010-0	GM1002-039
338160	355	4.020	3.500	5.700	1.550	11.2	10.4	9.7	-4.0	438	A,M	.020	S100S8-4020-5	GM1002-039
157076	355	4.030	3.500	5.700	1.550	11.2	10.4	9.7	-4.0	434	A	.030	S100S8-4030-5	GM1002-039
157077	357	4.040	3.500	5.700	1.550	11.3	10.5	9.8	-4.0	440	A	.040	S100S8-4040-5	GM1002-039
157078	361	4.060	3.500	5.700	1.550	11.4	10.6	9.9	-4.0	445	A	.060	S100S8-4060-5	GM1002-039
157064	355	4.030	3.500	6.000	1.250	11.2	10.4	9.7	-4.0	390	A,M	.030	S100S8-4030-5	GM1002-039
157065	357	4.040	3.500	6.000	1.250	11.3	10.5	9.8	-4.0	394	A,M	.040	S100S8-4040-5	GM1002-039
157066	361	4.060	3.500	6.000	1.250	11.4	10.6	9.9	-4.0	398	A	.060	S100S8-4060-5	GM1002-039

350 ENGINE BLOCK - 4 VALVE      Std Bore: 4.000      Ring package designed for: 1/16, 1/16, 3/16 Rings

Part #	Cubic Inches	Bore Size	Stroke	Rod Length	Comp. Distance	Head Cubic Centimeters			Dome Volume	Gram Weight	Footnote	Oversize	Ring Set Recommended	JE Pro Seal Head Gasket
						58cc	64cc	70cc						
						Compression Ratio								
156505	355	4.030	3.480	5.700	1.560	11.1	10.3	9.6	-5.0	460	A	.030	S100S8-4030-5	GM1002-039
160432	357	4.040	3.480	5.700	1.560	11.1	10.3	9.7	-5.0	464	A	.040	S100S8-4040-5	GM1002-039
160433	361	4.060	3.480	5.700	1.560	11.2	10.4	9.8	-5.0	472	A	.060	S100S8-4060-5	GM1002-039
157700	355	4.030	3.480	6.000	1.260	11.1	10.3	9.6	-5.0	411	A	.030	S100S8-4030-5	GM1002-039

FOOTNOTES: A = Fits 3.480 and 3.500 Stroke, L = Limited Quantities Available, M = Made to Order



## SMALL BLOCK CHEVY

### 350 FLAT TOP

- Ideal for oval track to street/strip applications.
- Forged from 4032 low expansion high silicon aluminum alloy heat treated to SRP specifications
- Forced Pin Oiler for increased wrist pin lubrication
- Pin fitting, and double spiro locks included
- 927-2750-150 wall wrist pin (130 grams) included
- CNC Machined ring grooves accept 1/16, 1/16, 3/16 rings (Rings Sold Separately)



#### 350 FLAT TOP

Std Bore: 4.000

Ring package designed for: 1/16, 1/16, 3/16 Rings

Part #	Cubic Inches	Bore Size	Stroke	Rod Length	Comp. Distance	Head Cubic Centimeters			Dome Volume	Gram Weight	Footnote	Oversize	Ring Set Recommended	JE Pro Seal Head Gasket
						58cc	64cc	70cc						
						Compression Ratio								
140033	331	4.030	3.250	6.000	1.384	10.4	9.7	9.1	-5.0	470	A	.030	S100S8-4030-5	GM1002-039
231301	350	4.000	3.480	5.700	1.560	11.0	10.2	9.5	-5.0	482	A	STD	S100S8-4000-5	GM1024-039
329620	351	4.005	3.480	5.700	1.560	11.0	10.2	9.5	-5.0	486	A	.005	S100S8-4000-5	GM1024-039
329621	352	4.010	3.480	5.700	1.560	11.0	10.2	9.5	-5.0	490	A,M	.010	J100F8-4010-0	GM1024-039
138084	353	4.020	3.480	5.700	1.560	11.0	10.2	9.6	-5.0	492	A	.020	S100S8-4020-5	GM1024-039
138081	355	4.030	3.480	5.700	1.560	11.1	10.3	9.6	-5.0	495	A	.030	S100S8-4030-5	GM1002-039
175993	356	4.035	3.480	5.700	1.560	11.1	10.3	9.6	-5.0	499	A	.035	S100S8-4030-5	GM1002-039
138082	357	4.040	3.480	5.700	1.560	11.1	10.3	9.6	-5.0	499	A	.040	S100S8-4040-5	GM1002-039
138083	360	4.060	3.480	5.700	1.560	11.2	10.4	9.7	-5.0	510	A	.060	S100S8-4060-5	GM1002-039
206070	362	4.070	3.480	5.700	1.560	11.3	10.5	9.8	-5.0	514	A,L	.070	J100F8-4070-5	GM1002-039
231302	350	4.000	3.480	6.000	1.260	11.0	10.2	9.5	-5.0	429	A	STD	S100S8-4000-5	GM1024-039
329622	351	4.005	3.480	6.000	1.260	11.0	10.2	9.5	-5.0	434	A	.005	S100S8-4000-5	GM1024-039
329623	352	4.010	3.480	6.000	1.260	11.0	10.2	9.5	-5.0	437	A,M	.010	J100F8-4010-0	GM1024-039
138088	353	4.020	3.480	6.000	1.260	11.0	10.2	9.6	-5.0	439	A,M	.020	S100S8-4020-5	GM1024-039
138085	355	4.030	3.480	6.000	1.260	11.1	10.3	9.6	-5.0	449	A	.030	S100S8-4030-5	GM1002-039
175937	355	4.030	3.480	6.000	1.260	11.1	10.3	9.6	-5.0	451	A,M	.030	S100S8-4030-5	GM1002-039
138086	357	4.040	3.480	6.000	1.260	11.1	10.3	9.6	-5.0	450	A	.040	S100S8-4040-5	GM1002-039
138087	360	4.060	3.480	6.000	1.260	11.2	10.4	9.7	-5.0	459	A	.060	S100S8-4060-5	GM1002-039
178676	351	4.000	3.500	6.125	1.125	11.0	10.2	9.6	-5.0	409	A,B	STD	S100S8-4000-5	GM1024-039
329626	353	4.005	3.500	6.125	1.125	11.0	10.2	9.6	-5.0	411	A,B	.005	S100S8-4000-5	GM1024-039
329627	354	4.010	3.500	6.125	1.125	11.0	10.2	9.6	-5.0	413	A,B,M	.010	J100F8-4010-0	GM1024-039
138096	355	4.020	3.500	6.125	1.125	11.1	10.3	9.7	-5.0	408	A,B	.020	S100S8-4020-5	GM1024-039
138093	357	4.030	3.500	6.125	1.125	11.1	10.4	9.7	-5.0	416	A,B	.030	S100S8-4030-5	GM1002-039
138094	359	4.040	3.500	6.125	1.125	11.2	10.4	9.7	-5.0	424	A,B	.020	S100S8-4040-5	GM1002-039
138095	362	4.060	3.500	6.125	1.125	11.3	10.5	9.8	-5.0	427	A,B	.060	S100S8-4060-5	GM1002-039
140053	364	4.030	3.562	5.700	1.519	11.3	10.5	9.9	-5.0	492		.030	S100S8-4030-5	GM1002-039
140055	369	4.060	3.562	5.700	1.519	11.5	10.7	10.0	-5.0	507	L	.060	S100S8-4060-5	GM1002-039
231303	377	4.000	3.750	5.700	1.425	11.7	10.9	10.2	-5.0	462		STD	S100S8-4000-5	GM1024-039
329624	378	4.005	3.750	5.700	1.425	11.7	10.9	10.2	-5.0	465		.005	S100S8-4000-5	GM1024-039
329625	379	4.010	3.750	5.700	1.425	11.7	10.9	10.2	-5.0	467	M	.010	J100F8-4010-0	GM1024-039
138092	381	4.020	3.750	5.700	1.425	11.8	11.0	10.3	-5.0	469		.020	S100S8-4020-5	GM1024-039
138089	383	4.030	3.750	5.700	1.425	11.8	11.0	10.3	-5.0	478		.030	S100S8-4030-5	GM1002-039
138090	385	4.040	3.750	5.700	1.425	11.9	11.1	10.4	-5.0	483		.040	S100S8-4040-5	GM1002-039
138091	388	4.060	3.750	5.700	1.425	11.9	11.1	10.4	-5.0	492		.060	S100S8-4060-5	GM1002-039

FOOTNOTES: A = Fits 3.480 and 3.500 Stroke, B = Oil Rail Support is Included, L = Limited Quantities Available, M = Made to Order



## SMALL BLOCK CHEVY

### 350 FLAT TOP (CONTINUED)

350 FLAT TOP						Std Bore: 4.000			Ring package designed for: 1/16, 1/16, 3/16 Rings					
Part #	Cubic Inches	Bore Size	Stroke	Rod Length	Comp. Distance	Head Cubic Centimeters			Dome Volume	Gram Weight	Footnote	Oversize	Ring Set Recommended	JE Pro Seal Head Gasket
						58cc	64cc	70cc						
						Compression Ratio								
146998	383	4.030	3.750	5.850	1.285	11.8	11.0	10.3	-5.0	447		.030	S100S8-4030-5	GM1002-039
178676	377	4.000	3.750	6.000	1.125	11.8	11.0	10.3	-5.0	409	B	STD	S100S8-4000-5	GM1024-039
329626	378	4.005	3.750	6.000	1.125	11.8	11.0	10.3	-5.0	411	B	.005	S100S8-4000-5	GM1024-039
329627	379	4.010	3.750	6.000	1.125	11.8	11.0	10.3	-5.0	413	B,M	.010	J100F8-4010-0	GM1024-039
138096	381	4.020	3.750	6.000	1.125	11.8	11.0	10.3	-5.0	408	B	.020	S100S8-4020-5	GM1024-039
138093	383	4.030	3.750	6.000	1.125	11.8	11.0	10.3	-5.0	416	B	.030	S100S8-4030-5	GM1002-039
138094	385	4.040	3.750	6.000	1.125	11.9	11.1	10.4	-5.0	424	B	.020	S100S8-4040-5	GM1002-039
138095	388	4.060	3.750	6.000	1.125	11.9	11.1	10.4	-5.0	427	B	.060	S100S8-4060-5	GM1002-039
140033	391	4.030	3.832	5.700	1.384	12.1	11.3	10.5	-5.0	470		.030	S100S8-4030-5	GM1002-039
144995	395	4.030	3.875	6.000	1.062	12.2	11.4	10.6	-5.0	399	B	.030	S100S8-4030-5	GM1002-039
259605	397	4.040	3.875	6.000	1.062	12.3	11.4	10.7	-5.0	406	B	.040	S100S8-4040-5	GM1002-039

FOOTNOTES: B = Oil Rail Support is Included, M = Made to Order

SRP PISTONS

### 400 FLAT TOP

- Ideal for oval track to street/strip applications.
- Forged from 4032 low expansion high silicon aluminum alloy heat treated to SRP specifications
- Forced Pin Oiler for increased wrist pin lubrication
- Pin fitting, and double spiro locks included
- 927-2750-150 wall wrist pin (130 grams) included
- CNC Machined ring grooves accept 1/16, 1/16, 3/16 rings (Rings Sold Separately)



400 FLAT TOP						Std Bore: 4.125			Ring package designed for: 1/16, 1/16, 3/16 Rings					
Part #	Cubic Inches	Bore Size	Stroke	Rod Length	Comp. Distance	Head Cubic Centimeters			Dome Volume	Gram Weight	Footnote	Oversize	Ring Set Recommended	JE Pro Seal Head Gasket
						58cc	64cc	70cc						
						Compression Ratio								
140034	352	4.155	3.250	6.000	1.384	11.0	10.2	9.5	-5.0	491	L	.030	S100S8-4155-5	GM1004-039
140035	354	4.165	3.250	6.000	1.384	11.0	10.2	9.6	-5.0	496	L	.040	S100S8-4165-5	GM1004-039
150417	377	4.155	3.480	5.700	1.560	11.6	10.8	10.1	-5.0	519	A	.030	S100S8-4155-5	GM1004-039
231371	372	4.125	3.480	6.000	1.260	11.5	10.7	10.0	-5.0	454	A,M	STD	S100S8-4125-5	GM1003-039
329628	373	4.130	3.480	6.000	1.260	11.5	10.7	10.0	-5.0	460	A,M	.005	S100S8-4125-5	GM1003-039
329629	374	4.135	3.480	6.000	1.260	11.6	10.8	10.1	-5.0	462	A	.010	J100F8-4135-5	GM1004-039
329630	376	4.145	3.480	6.000	1.260	11.6	10.8	10.1	-5.0	465	A,M	.020	S100S8-4145-5	GM1004-039
206039	377	4.155	3.480	6.000	1.260	11.6	10.8	10.1	-5.0	469	A	.030	S100S8-4155-5	GM1004-039
329631	379	4.165	3.480	6.000	1.260	11.6	10.8	10.1	-5.0	475	A	.040	S100S8-4165-5	GM1004-039
150417	407	4.155	3.750	5.565	1.560	12.5	11.6	10.9	-5.0	519		.030	S100S8-4155-5	GM1004-039
231307	400	4.125	3.750	5.700	1.425	12.3	11.4	10.7	-5.0	484		STD	S100S8-4125-5	GM1003-039
329632	402	4.130	3.750	5.700	1.425	12.3	11.4	10.7	-5.0	488		.005	S100S8-4125-5	GM1003-039
329633	403	4.135	3.750	5.700	1.425	12.3	11.4	10.7	-5.0	492		.010	J100F8-4135-5	GM1004-039
138099	405	4.145	3.750	5.700	1.425	12.4	11.5	10.8	-5.0	494	M	.020	S100S8-4145-5	GM1004-039

FOOTNOTES: A = Fits 3.480 and 3.500 Stroke, L = Limited Quantities Available, M = Made to Order

## SMALL BLOCK CHEVY

### 400 FLAT TOP (CONTINUED)

400 FLAT TOP      Std Bore: 4.125      Ring package designed for: 1/16, 1/16, 3/16 Rings

Part #	Cubic Inches	Bore Size	Stroke	Rod Length	Comp. Distance	Head Cubic Centimeters			Dome Volume	Gram Weight	Footnote	Oversize	Ring Set Recommended	JE Pro Seal Head Gasket
						58cc	64cc	70cc						
						Compression Ratio								
138097	407	4.155	3.750	5.700	1.425	12.5	11.6	10.8	-5.0	501		.030	S100S8-4155-5	GM1004-039
138098	409	4.165	3.750	5.700	1.425	12.5	11.6	10.8	-5.0	509		.040	S100S8-4165-5	GM1004-039
231308	400	4.125	3.750	6.000	1.125	12.3	11.4	10.7	-5.0	425		STD	S100S8-4125-5	GM1003-039
329634	402	4.130	3.750	6.000	1.125	12.3	11.4	10.7	-5.0	428	B	.005	S100S8-4125-5	GM1003-039
329635	403	4.135	3.750	6.000	1.125	12.3	11.4	10.7	-5.0	432	B	.010	J100F8-4135-5	GM1004-039
138102	405	4.145	3.750	6.000	1.125	12.4	11.5	10.8	-5.0	435	B	.020	S100S8-4145-5	GM1004-039
138100	407	4.155	3.750	6.000	1.125	12.4	11.6	10.8	-5.0	443	B	.030	S100S8-4155-5	GM1004-039
138101	409	4.165	3.750	6.000	1.125	12.5	11.6	10.8	-5.0	441	B	.040	S100S8-4165-5	GM1004-039
140034	416	4.155	3.832	5.700	1.384	12.7	11.8	11.1	-5.0	491	L	.030	S100S8-4155-5	GM1004-039
140035	418	4.165	3.832	5.700	1.384	12.8	11.9	11.1	-5.0	496	L	.040	S100S8-4165-5	GM1004-039

FOOTNOTES: B = Oil Rail Support is Included, L = Limited Quantities Available

### 302 / 327 DOME

- Forged from Premium 2618 aluminum alloy
- Designed for use with most popular 23° heads
- 927-2750-150 wall wrist pin (130 grams) included
- CNC Machined ring grooves accept 1/16 1/16 3/16 rings (Rings Sold Separately)
- Optional bearing steel wrist pins available



302 DOME      Std Bore: 4.000      Ring package designed for: 1/16, 1/16, 3/16 Rings

Part #	Cubic Inches	Bore Size	Stroke	Rod Length	Comp. Distance	Head Cubic Centimeters			Dome Volume	Gram Weight	Footnote	Oversize	Ring Set Recommended	JE Pro Seal Head Gasket
						58cc	64cc	70cc						
						Compression Ratio								
338161	302	4.000	3.000	5.700	1.800	11.2	10.2	9.5	6.5	550	M,S	STD	S100S8-4000-5	GM1002-039
338162	303	4.010	3.000	5.700	1.800	11.3	10.3	9.6	6.5	554	M,S	.010	J100F8-4010-0	GM1002-039
338163	305	4.020	3.000	5.700	1.800	11.3	10.4	9.7	6.5	556	M,S	.020	S100S8-4020-5	GM1002-039
202890	306	4.030	3.000	5.700	1.800	11.4	10.4	9.7	6.5	567	S	.030	S100S8-4030-5	GM1002-039
261357	308	4.040	3.000	5.700	1.800	11.4	10.5	9.7	6.5	577	S	.040	S100S8-4040-5	GM1002-039
261358	311	4.060	3.000	5.700	1.800	11.5	10.6	9.8	6.5	584	S	.060	S100S8-4060-5	GM1002-039

327 DOME      Std Bore: 4.000      Ring package designed for: 1/16, 1/16, 3/16 Rings

Part #	Cubic Inches	Bore Size	Stroke	Rod Length	Comp. Distance	Head Cubic Centimeters			Dome Volume	Gram Weight	Footnote	Oversize	Ring Set Recommended	JE Pro Seal Head Gasket
						58cc	64cc	70cc						
						Compression Ratio								
147752	332	4.030	3.250	5.700	1.675	13.4	12.1	11.1	12.0	540		.030	S100S8-4030-5	GM1002-039
147753	333	4.040	3.250	5.700	1.675	13.4	12.2	11.2	12.0	540		.040	S100S8-4040-5	GM1002-039
147754	336	4.060	3.250	5.700	1.675	13.5	12.3	11.3	12.0	550	M	.060	S100S8-4060-5	GM1002-039

FOOTNOTES: M = Made to Order, S = Solid Dome Design



## SMALL BLOCK CHEVY

### 350 / 400 DOME

- CNC machined domes with radiused valve reliefs provide optimum flame travel
- Designed for use with most popular 23° heads
- Forged from Premium 2618 aluminum alloy
- Pin fitting and double spiro locks included
- 927-2750-150 wall wrist pin (130 grams) included
- CNC Machined ring grooves accept 1/16, 1/16, 3/16 rings (Rings Sold Separately)
- Optional bearing steel pins available



350 ENGINE BLOCK

Std Bore: 4.000

Ring package designed for: 1/16, 1/16, 3/16 Rings

Part #	Cubic Inches	Bore Size	Stroke	Rod Length	Comp. Distance	Head Cubic Centimeters			Dome Volume	Gram Weight	Footnote	Oversize	Ring Set Recommended	JE Pro Seal Head Gasket
						58cc	64cc	70cc						
						Compression Ratio								
231309	350	4.000	3.480	5.700	1.560	13.8	12.6	11.6	11.0	498	A,M	STD	S100S8-4000-5	GM1024-039
329638	351	4.005	3.480	5.700	1.560	13.8	12.6	11.6	11.0	505	A	.005	S100S8-4000-5	GM1024-039
329639	352	4.010	3.480	5.700	1.560	13.8	12.6	11.6	11.0	515	A,M	.010	J100F8-4010-0	GM1024-039
329640	353	4.020	3.480	5.700	1.560	13.9	12.7	11.7	11.0	510	A,M	.020	S100S8-4020-5	GM1024-039
140674	355	4.030	3.480	5.700	1.560	14.0	12.7	11.7	11.0	516	A	.030	S100S8-4030-5	GM1002-039
140675	357	4.040	3.480	5.700	1.560	14.1	12.8	11.7	11.0	514	A	.040	S100S8-4040-5	GM1002-039
140676	360	4.060	3.480	5.700	1.560	14.6	12.9	11.8	11.0	530	A	.060	S100S8-4060-5	GM1002-039
329641	350	4.000	3.480	5.700	1.560	11.9	11.0	10.2	1.0	496	A,S	STD	S100S8-4000-5	GM1024-039
329642	351	4.005	3.480	5.700	1.560	11.9	11.0	10.2	1.0	500	A,S	.010	S100S8-4000-5	GM1024-039
329643	352	4.010	3.480	5.700	1.560	11.9	11.0	10.2	1.0	505	A,S,M	.010	J100F8-4010-0	GM1024-039
329644	353	4.020	3.480	5.700	1.560	11.9	11.1	10.3	1.0	510	A,S,M	.020	S100S8-4020-5	GM1024-039
206040	355	4.030	3.480	5.700	1.560	11.9	11.1	10.4	1.0	516	A,S	.030	S100S8-4030-5	GM1002-039
329645	357	4.040	3.480	5.700	1.560	11.9	11.1	10.4	1.0	520	A,S	.040	S100S8-4040-5	GM1002-039
329646	360	4.060	3.480	5.700	1.560	11.9	11.1	10.4	1.0	530	A,S,M	.060	S100S8-4060-5	GM1002-039
206041	355	4.030	3.480	6.000	1.260	11.9	11.1	10.4	1.0	464	A,S	.030	S100S8-4030-5	GM1002-039
231310	350	4.000	3.480	6.000	1.260	13.8	12.6	11.6	11.0	448	A	STD	S100S8-4000-5	GM1024-039
329647	351	4.005	3.480	6.000	1.260	13.8	12.6	11.6	11.0	449	A	.005	S100S8-4000-5	GM1024-039
329648	352	4.010	3.480	6.000	1.260	13.8	12.6	11.6	11.0	450	A,M	.010	J100F8-4010-0	GM1024-039
329649	353	4.020	3.480	6.000	1.260	13.9	12.7	11.7	11.0	455	A,M	.020	S100S8-4020-5	GM1024-039
140678	355	4.030	3.480	6.000	1.260	14.2	12.9	11.9	11.0	459	A	.030	S100S8-4030-5	GM1002-039
140679	357	4.040	3.480	6.000	1.260	14.2	13.0	12.0	11.0	469	A	.040	S100S8-4040-5	GM1002-039
140680	360	4.060	3.480	6.000	1.260	14.3	13.0	12.0	11.0	477	A	.060	S100S8-4060-5	GM1002-039
231311	377	4.000	3.750	5.700	1.425	13.9	12.7	11.7	7.0	471	L	STD	S100S8-4000-5	GM1024-039
140344	383	4.030	3.750	5.700	1.425	14.0	12.9	11.9	7.0	483		.030	S100S8-4030-5	GM1002-039
140345	385	4.040	3.750	5.700	1.425	14.1	12.9	11.9	7.0	495		.040	S100S8-4040-5	GM1002-039
140346	388	4.060	3.750	5.700	1.425	14.2	13.0	12.0	7.0	501		.060	S100S8-4060-5	GM1002-039
231312	377	4.000	3.750	6.000	1.125	13.9	12.7	11.7	7.0	414	B	STD	S100S8-4000-5	GM1024-039
329650	378	4.005	3.750	6.000	1.125	13.9	12.7	11.7	7.0	415	B	.005	S100S8-4000-5	GM1024-039
329651	379	4.010	3.750	6.000	1.125	14.0	12.7	11.7	7.0	416	B,M	.010	J100F8-4010-0	GM1024-039
140347	381	4.020	3.750	6.000	1.125	14.0	12.8	11.8	7.0	417	B,M	.020	S100S8-4020-5	GM1024-039
140348	383	4.030	3.750	6.000	1.125	14.0	12.9	11.9	7.0	426	B	.030	S100S8-4030-5	GM1002-039
140349	385	4.040	3.750	6.000	1.125	14.1	12.9	11.9	7.0	433	B	.040	S100S8-4040-5	GM1002-039
140350	388	4.060	3.750	6.000	1.125	14.2	13.0	12.0	7.0	441	B	.060	S100S8-4060-5	GM1002-039

FOOTNOTES: A = Fits 3.480 and 3.500 Stroke, B = Oil Rail Support is Included, L = Limited Quantities Available, M = Made to Order, S = Solid Dome Design



## SMALL BLOCK CHEVY

### 350 / 400 DOME (CONTINUED)

400 ENGINE BLOCK		Std Bore: 4.125			Ring package designed for: 1/16, 1/16, 3/16 Rings									
Part #	Cubic Inches	Bore Size	Stroke	Rod Length	Comp. Distance	Head Cubic Centimeters			Dome Volume	Gram Weight	Footnote	Oversize	Ring Set Recommended	JE Pro Seal Head Gasket
						58cc	64cc	70cc						
						Compression Ratio								
142031	377	4.155	3.480	5.700	1.560	14.2	13.0	12.0	9.0	530	A	.030	S100S8-4155-5	GM1004-039
142033	375	4.145	3.480	6.000	1.260	14.2	13.0	12.0	9.0	483	A,M	.020	S100S8-4145-5	GM1004-039
142034	377	4.155	3.480	6.000	1.260	14.2	13.0	12.0	9.0	484	A	.030	S100S8-4155-5	GM1004-039
142035	379	4.165	3.480	6.000	1.260	14.2	13.0	12.0	9.0	493	A	.040	S100S8-4165-5	GM1004-039
329652	400	4.125	3.750	5.700	1.425	14.0	12.8	11.8	4.0	486		STD	S100S8-4125-5	GM1004-039
329653	402	4.130	3.750	5.700	1.425	14.0	12.8	11.8	4.0	488		.005	S100S8-4125-5	GM1004-039
329654	403	4.135	3.750	5.700	1.425	14.0	12.8	11.8	4.0	492	M	.010	J100F8-4135-5	GM1004-039
329655	405	4.145	3.750	5.700	1.425	14.0	12.8	11.8	4.0	496	M	.020	S100S8-4145-5	GM1004-039
142021	407	4.155	3.750	5.700	1.425	14.0	12.9	11.9	4.0	500		.030	S100S8-4155-5	GM1004-039
142022	409	4.165	3.750	5.700	1.425	14.1	12.9	11.9	4.0	504		.040	S100S8-4165-5	GM1004-039
329656	400	4.125	3.750	6.000	1.125	14.0	12.8	11.8	4.0	426	B	STD	S100S8-4125-5	GM1004-039
329657	402	4.130	3.750	6.000	1.125	14.0	12.8	11.8	4.0	428	B,M	.005	S100S8-4125-5	GM1004-039
329658	403	4.135	3.750	6.000	1.125	14.0	12.9	11.8	4.0	432	B,M	.010	J100F8-4135-5	GM1004-039
142023	405	4.145	3.750	6.000	1.125	14.0	12.8	11.8	4.0	437	B	.020	S100S8-4145-5	GM1004-039
142024	407	4.155	3.750	6.000	1.125	14.0	12.9	11.9	4.0	445	B	.030	S100S8-4155-5	GM1004-039
142025	409	4.165	3.750	6.000	1.125	14.1	12.9	11.9	4.0	449	B	.040	S100S8-4165-5	GM1004-039

SRP PISTONS

### 350 / 400 INVERTED DOME

- 4032 low expansion high silicon aluminum alloy heat treated to SRP specifications
- Ring land and crown thickness specifically engineered for mild turbo, supercharged and nitrous applications
- Forced Pin Oiler for increased wrist pin lubrication
- Pin fitting and double spiro locks included
- 927-2750-150 wall wrist pin (130 grams) included
- CNC Machined ring grooves accept 1/16, 1/16, 3/16 rings (Rings Sold Separately)
- Optional bearing steel pins available.



350 SERIES		Std Bore: 4.000			Ring package designed for: 1/16, 1/16, 3/16 Rings									
Part #	Cubic Inches	Bore Size	Stroke	Rod Length	Comp. Distance	Head Cubic Centimeters			Dome Volume	Gram Weight	Footnote	Oversize	Ring Set Recommended	JE Pro Seal Head Gasket
						58cc	64cc	70cc						
						Compression Ratio								
231315	350	4.000	3.480	5.700	1.560	8.9	8.4	8.0	-24.0	486	A	STD	S100S8-4000-5	GM1024-039
329678	351	4.005	3.480	5.700	1.560	8.9	8.4	8.0	-24.0	490	A	.005	S100S8-4000-5	GM1024-039
329679	352	4.010	3.480	5.700	1.560	8.9	8.4	8.0	-24.0	495	A,M	.010	J100F8-4010-0	GM1024-039
139631	353	4.020	3.480	5.700	1.560	9.0	8.5	8.0	-24.0	497	A,M	.020	S100S8-4020-5	GM1024-039
139632	355	4.030	3.480	5.700	1.560	9.0	8.5	8.0	-24.0	501	A	.030	S100S8-4030-5	GM1002-039
139633	357	4.040	3.480	5.700	1.560	9.0	8.5	8.0	-24.0	503	A	.040	S100S8-4040-5	GM1002-039
139634	360	4.060	3.480	5.700	1.560	9.0	8.5	8.0	-24.0	511	A	.060	S100S8-4060-5	GM1002-039
139632	383	4.030	3.750	5.565	1.560	9.6	9.0	8.6	-24.0	501		.030	S100S8-4030-5	GM1002-039

FOOTNOTES: A = Fits 3.480 and 3.500 Stroke, B = Oil Rail Support is Included, M = Made to Order



## SMALL BLOCK CHEVY

### 350 / 400 INVERTED DOME (CONTINUED)

350 SERIES

Std Bore: 4.000

Ring package designed for: 1/16, 1/16, 3/16 Rings

Part #	Cubic Inches	Bore Size	Stroke	Rod Length	Comp. Distance	Head Cubic Centimeters			Dome Volume	Gram Weight	Footnote	Oversize	Ring Set Recommended	JE Pro Seal Head Gasket		
						58cc	64cc	70cc								
						Compression Ratio										
139633	385	4.040	3.750	5.565	1.560	9.6	9.0	8.6	-24.0	503		.040	S100S8-4040-5	GM1002-039		
139634	388	4.060	3.750	5.565	1.560	9.6	9.0	8.6	-24.0	511		.060	S100S8-4060-5	GM1002-039		
231316	377	4.000	3.750	5.700	1.425	10.3	9.7	9.1	-16.0	449		STD	S100S8-4000-5	GM1024-039		
329680	378	4.005	3.750	5.700	1.425	10.3	9.7	9.1	-16.0	452		.005	S100S8-4000-5	GM1024-039		
329681	379	4.010	3.750	5.700	1.425	10.3	9.7	9.1	-16.0	455	M	.010	J100F8-4010-0	GM1024-039		
139627	381	4.020	3.750	5.700	1.425	10.4	9.8	9.2	-16.0	459		.020	S100S8-4020-5	GM1024-039		
139628	383	4.030	3.750	5.700	1.425	10.4	9.8	9.2	-16.0	463		.030	S100S8-4030-5	GM1002-039		
139629	385	4.040	3.750	5.700	1.425	10.4	9.8	9.2	-16.0	467		.040	S100S8-4040-5	GM1002-039		
139630	388	4.060	3.750	5.700	1.425	10.5	9.9	9.3	-16.0	482		.060	S100S8-4060-5	GM1002-039		
329683	377	4.000	3.750	5.700	1.425	8.9	8.4	8.0	-31.0	455	M	STD	S100S8-4000-5	GM1024-039		
329684	378	4.005	3.750	5.700	1.425	9.0	8.5	8.1	-31.0	460		.005	S100S8-4000-5	GM1024-039		
329685	379	4.010	3.750	5.700	1.425	9.0	8.5	8.1	-31.0	465	M	.010	J100F8-4010-0	GM1024-039		
329686	381	4.020	3.750	5.700	1.425	9.0	8.5	8.1	-31.0	469	M	.020	S100S8-4020-5	GM1024-039		
148750	383	4.030	3.750	5.700	1.425	9.0	8.5	8.1	-31.0	473		.030	S100S8-4030-5	GM1002-039		
259611	385	4.040	3.750	5.700	1.425	9.0	8.6	8.1	-31.0	481		.040	S100S8-4040-5	GM1002-039		
329687	388	4.060	3.750	5.700	1.425	9.1	8.6	8.2	-31.0	485		.060	S100S8-4060-5	GM1002-039		
148997	383	4.030	3.750	5.850	1.285	10.4	9.8	9.2	-16.0	434	M	.030	S100S8-4030-5	GM1002-039		
329688	350	4.000	3.480	6.000	1.260	8.9	8.4	8.0	-24.0	426	A,B,M	STD	S100S8-4000-5	GM1024-039		
329689	351	4.005	3.480	6.000	1.260	8.9	8.4	8.0	-24.0	428	A,B	.005	S100S8-4000-5	GM1024-039		
329690	352	4.010	3.480	6.000	1.260	8.9	8.4	8.0	-24.0	432	A,B,M	.010	J100F8-4010-0	GM1024-039		
329691	353	4.020	3.480	6.000	1.260	9.0	8.5	8.0	-24.0	438	A,B,M	.020	S100S8-4020-5	GM1024-039		
203194	355	4.030	3.480	6.000	1.260	9.0	8.5	8.0	-24.0	442	A,B	.030	S100S8-4030-5	GM1002-039		
203195	357	4.040	3.480	6.000	1.260	9.0	8.5	8.0	-24.0	443	A,B	.040	S100S8-4040-5	GM1002-039		
203196	360	4.060	3.480	6.000	1.260	9.0	8.5	8.0	-24.0	453	A,B,M	.060	S100S8-4060-5	GM1002-039		
148988	395	4.030	3.875	5.850	1.213	11.0	10.3	9.7	-14.0	417	B	.030	S100S8-4030-5	GM1002-039		
231317	377	4.000	3.750	6.000	1.125	10.3	9.7	9.1	-16.0	390		STD	S100S8-4000-5	GM1024-039		
329692	378	4.005	3.750	6.000	1.125	10.3	9.7	9.1	-16.0	392	B	.005	S100S8-4000-5	GM1024-039		
329693	379	4.010	3.750	6.000	1.125	10.3	9.7	9.1	-16.0	396	B,M	.010	J100F8-4010-0	GM1024-039		
138106	381	4.020	3.750	6.000	1.125	10.4	9.8	9.2	-16.0	400	B,M	.020	S100S8-4020-5	GM1024-039		
138103	383	4.030	3.750	6.000	1.125	10.4	9.8	9.2	-16.0	403	B	.030	S100S8-4030-5	GM1002-039		
138104	385	4.040	3.750	6.000	1.125	10.5	9.8	9.2	-16.0	405	B	.040	S100S8-4040-5	GM1002-039		
138105	388	4.060	3.750	6.000	1.125	10.4	9.9	9.3	-16.0	420	B	.060	S100S8-4060-5	GM1002-039		

FOOTNOTES: A = Fits 3.480 and 3.500 Stroke, B = Oil Rail Support is Included, L = Limited Quantities Available, M = Made to Order, S = Solid Dome Design

# SMALL BLOCK CHEVY

## 350 / 400 DOME (CONTINUED)

400 SERIES														
						Std Bore: 4.125			Ring package designed for: 1/16, 1/16, 3/16 Rings					
Part #	Cubic Inches	Bore Size	Stroke	Rod Length	Comp. Distance	Head Cubic Centimeters			Dome Volume	Gram Weight	Footnote	Oversize	Ring Set Recommended	JE Pro Seal Head Gasket
						58cc	64cc	70cc						
						Compression Ratio								
231318	400	4.125	3.750	5.700	1.425	10.3	9.7	9.2	-21.0	473		STD	S100S8-4125-5	GM1003-039
329694	402	4.130	3.750	5.700	1.425	10.3	9.7	9.2	-21.0	477	M	.005	S100S8-4125-5	GM1004-039
329695	403	4.135	3.750	5.700	1.425	10.3	9.7	9.2	-21.0	480	M	.010	J100F8-4135-5	GM1004-039
139624	405	4.145	3.750	5.700	1.425	10.4	9.8	9.2	-21.0	483	M	.020	S100S8-4145-5	GM1004-039
139625	407	4.155	3.750	5.700	1.425	10.4	9.8	9.2	-21.0	485		.030	S100S8-4155-5	GM1004-039
139626	409	4.165	3.750	5.700	1.425	10.4	9.8	9.2	-42.0	493		.040	S100S8-4165-5	GM1004-039
206042	375	4.145	3.480	6.000	1.260	9.2	8.8	8.3	-26.0	458	A	.020	S100S8-4145-5	GM1004-039
206043	377	4.155	3.480	6.000	1.260	9.2	8.8	8.3	-26.0	464	A	.030	S100S8-4155-5	GM1004-039
259660	418	4.145	3.875	5.850	1.213	11.3	10.6	10.0	-16.0	438	B,L	.020	S100S8-4145-5	GM1004-039
259661	421	4.155	3.875	5.850	1.213	11.3	10.6	10.0	-16.0	442	B,M	.030	S100S8-4155-5	GM1004-039
259616	427	4.125	4.000	5.850	1.150	10.9	10.3	9.7	-21.0	424	B	STD	S100S8-4125-5	GM1003-039
345653	404	4.135	4.000	5.850	1.150	10.9	10.3	9.7	-21.0	430	B,M	.010	J100F8-4135-5	GM1004-039
259619	432	4.145	4.000	5.850	1.150	11.0	10.4	9.8	-21.0	432	B, M	.020	S100S8-4145-5	GM1004-039
259620	434	4.155	4.000	5.850	1.150	11.0	10.4	9.8	-21.0	435	B	.030	S100S8-4155-5	GM1004-039
329696	402	4.130	3.750	6.000	1.125	10.8	10.2	9.6	-16.0	414	B	.005	S100S8-4125-5	GM1004-039
329967	403	4.135	3.750	6.000	1.125	10.8	10.2	9.6	-16.0	418	B	.010	J100F8-4135-5	GM1004-039
231319	400	4.125	3.750	6.000	1.125	10.8	10.2	9.6	-16.0	410	B	STD	S100S8-4125-5	GM1003-039
147548	405	4.145	3.750	6.000	1.125	10.9	10.3	9.7	-16.0	421	B	.020	S100S8-4145-5	GM1004-039
147549	407	4.155	3.750	6.000	1.125	11.0	10.3	9.7	-16.0	422	B	.030	S100S8-4155-5	GM1004-039
147550	409	4.165	3.750	6.000	1.125	11.0	10.3	9.8	-16.0	426	B	.040	S100S8-4165-5	GM1004-039

400 SERIES - STOCK DECK HEIGHT (9.025") BLOCK														
						Std Bore: 4.125			Ring package designed for: 1/16, 1/16, 3/16 Rings					
Part #	Cubic Inches	Bore Size	Stroke	Rod Length	Comp. Distance	Head Cubic Centimeters			Dome Volume	Gram Weight	Footnote	Oversize	Ring Set Recommended	JE Pro Seal Head Gasket
						58cc	64cc	70cc						
						Compression Ratio								
259616	400	4.125	3.750	6.000	1.150	10.3	9.7	9.2	-21.0	424	B	STD	S100S8-4125-5	GM1003-039
345653	404	4.135	3.750	6.000	1.150	10.3	9.7	9.2	-21.0	430	B,M	.010	J100F8-4135-5	GM1004-039
259619	405	4.145	3.750	6.000	1.150	10.4	9.8	9.3	-21.0	432	B,M	.020	S100S8-4145-5	GM1004-039
259620	407	4.155	3.750	6.000	1.150	10.4	9.8	9.3	-21.0	435	B	.030	S100S8-4155-5	GM1004-039
338165	408	4.165	3.750	6.000	1.150	10.5	9.9	9.3	-21.0		B,M	.040	S100S8-4165-5	GM1004-039

**FOOTNOTES:** A = Fits 3.480 and 3.500 Stroke, B = Oil Rail Support is Included, L = Limited Quantities Available, M = Made to Order, S = Solid Dome Design

## TOOLBOX - TECHNICAL TIPS

“Always check piston to cylinder head and piston to spark plug clearance (include piston dome if equipped). Check clearance at TDC by placing clay on the piston crown and temporarily installing the cylinder head. Be sure to rock the piston back and forth in the bore to obtain the actual minimum running clearance.

CONNECTING ROD MATERIAL	MINIMUM CLEARANCE
STEEL	.040"
ALUMINUM	.060"



## BIG BLOCK CHEVY

### GM 502 REPLACEMENT SERIES

- Replaces the OEM GM 502 piston, but accepts standard 1/16, 1/16, 3/16 rings
- Reliable, high performance upgrade over OEM pistons
- 4032 low expansion, high-silicon aluminum alloy heat treated to SRP specifications
- CNC machined domes with radiused valve reliefs provide optimum flame travel
- Pin fitting and double spiro locks (#990-042-CS) included
- 990-2930-15-51S wrist pins (150 grams) included
- CNC Machined ring grooves accept 1/16, 1/16, 3/16 rings (Sold separately)

GM 502 REPLACEMENT SERIES						Std Bore: 502 = 4.468			Ring package designed for: 1/16, 1/16, 3/16 Rings					
Part #	Cubic Inches	Bore Size	Stroke	Rod Length	Comp. Distance	Head Cubic Centimeters			Dome Volume	Gram Weight	Footnote	Oversize	Ring Set Recommended	JE Pro Seal Head Gasket
						112cc	118cc	124cc						
						Compression Ratio								
281916	502	4.470	4.000	6.135	1.645	9.6	9.0	8.7	1.0	699		.002	S100S8-4470-5	GM1010-039**
281919	509	4.500	4.000	6.135	1.645	9.7	9.1	8.8	1.0	678		.032	S100S8-4500-5	GM1010-039**
338167	516	4.530	4.000	6.135	1.645	9.8	9.2	8.9	1.0		M	.062	S100S8-4530-5	GM1010-039**

FOOTNOTES: M = Made to Order

\*\* Use GM1013-039 Gasket for Mark V & VI Blocks

### GM 572 REPLACEMENT SERIES

- Direct replacement for OEM GM 572 piston in either Flat Top or Dome version
- Reliable, high performance upgrade over OEM pistons
- 4032 low expansion, high-silicon aluminum alloy heat treated to SRP specifications
- CNC machined domes with radiused valve reliefs provide optimum flame travel
- Pin fitting and double spiro locks (#990-042-CS) included
- 990-2930-15-51S wrist pins (150 grams) included
- CNC Machined ring grooves accept 1/16, 1/16, 3/16 rings (Sold separately)

GM 572 REPLACEMENT SERIES						Std Bore: 4.560			Ring package designed for: 1/16, 1/16, 3/16 Rings					
Part #	Cubic Inches	Bore Size	Stroke	Rod Length	Comp. Distance	Head Cubic Centimeters			Dome Volume	Gram Weight	Footnote	Oversize	Ring Set Recommended	JE Pro Seal Head Gasket
						112cc	118cc	124cc						
						Compression Ratio								
297250	572	4.560	4.375	6.535	1.465	10.3	9.8	9.5	-3.0	675		STD	S100S8-4560-5	GM1011-039**
297251	573	4.565	4.375	6.535	1.465	10.3	9.9	9.5	-3.0	677		.005	S100S8-4560-5	GM1011-039**
297252	582	4.600	4.375	6.535	1.465	10.4	10.0	9.6	-3.0	700		.040	S100S8-4600-5	GM1011-039**
297254	572	4.560	4.375	6.535	1.465	13.6	12.9	12.2	31.0	670	M	STD	S100S8-4560-5	GM1011-039**
297255	573	4.565	4.375	6.535	1.465	13.7	12.9	12.2	31.0	672	M	.005	S100S8-4560-5	GM1011-039**
297257	582	4.600	4.375	6.535	1.465	13.8	13.0	12.4	31.0	695	M	.040	S100S8-4600-5	GM1011-039**

FOOTNOTES: M = Made to Order

\*\* Use GM1014-039 Gasket for Mark V & VI Blocks



# BIG BLOCK CHEVY

## FLAT TOP / INVERTED DOME

- 4032 low expansion high silicon aluminum alloy heat treated to SRP specifications
- Ring land and crown thickness specifically engineered for mild turbo, supercharged and nitrous applications
- Forced Pin Oiler for increased wrist pin lubrication
- Pin fitting and double spiro locks (#990-042-CS) included
- 990-2930-15-51S wrist pins (150 grams) included
- CNC Machined ring grooves accept 1/16, 1/16, 3/16 rings (Sold separately)
- Pin upgrade available



Flat Top Piston Shown

### BBC FLAT TOP

Std Bore: 454 = 4.250, 502 = 4.468

Ring package designed for: 1/16, 1/16, 3/16 Rings

Part #	Cubic Inches	Bore Size	Stroke	Rod Length	Comp. Distance	Head Cubic Centimeters			Dome Volume	Gram Weight	Footnote	Oversize	Ring Set Recommended	JE Pro Seal Head Gasket
						112cc	118cc	124cc						
						Compression Ratio								
139477	460	4.280	4.000	6.135	1.645	8.5	8.2	7.9	-3.0	600		.030	S100S8-4280-5	GM1009-039**
139478	466	4.310	4.000	6.135	1.645	8.6	8.3	8.0	-3.0	616		.060	S100S8-4310-5	GM1009-039**
139479	469	4.320	4.000	6.135	1.645	8.7	8.3	8.0	-3.0	624		.070	S100S8-4320-5	GM1009-039**
139480	475	4.350	4.000	6.135	1.645	8.8	8.4	8.1	-3.0	639		.100	S100S8-4350-5	GM1010-039**
139481	502	4.470	4.000	6.135	1.645	9.2	8.8	8.5	-3.0	655		.002	S100S8-4470-5	GM1010-039**
139482	508	4.500	4.000	6.135	1.645	9.3	8.9	8.6	-3.0	669		.032	S100S8-4500-5	GM1010-039**
139483	515	4.530	4.000	6.135	1.645	9.4	9.0	8.7	-3.0	695		.062	S100S8-4530-5	GM1011-039**
338168	523	4.560	4.000	6.135	1.645	9.5	9.1	8.8	-3.0	708	M	.092	S100S8-4560-5	GM1011-039**
142972	460	4.280	4.000	6.385	1.395	8.5	8.2	7.9	-3.0	549		.030	S100S8-4280-5	GM1009-039**
142973	466	4.310	4.000	6.385	1.395	8.6	8.3	8.0	-3.0	569		.060	S100S8-4310-5	GM1009-039**
142974	469	4.320	4.000	6.385	1.395	8.7	8.3	8.0	-3.0	568	M	.070	S100S8-4320-5	GM1009-039**
142975	475	4.350	4.000	6.385	1.395	8.8	8.4	8.1	-3.0	582	M	.100	S100S8-4350-5	GM1010-039**
142977	508	4.500	4.000	6.385	1.395	9.3	8.9	8.6	-3.0	628		.032	S100S8-4500-5	GM1010-039**
142978	515	4.530	4.000	6.385	1.395	9.4	9.0	8.7	-3.0	635		.062	S100S8-4530-5	GM1011-039**
338169	523	4.560	4.000	6.385	1.395	9.5	9.1	8.8	-3.0	661	M	.092	S100S8-4560-5	GM1011-039**
139506	489	4.280	4.250	6.135	1.520	9.0	8.6	8.3	-3.0	568		.030	S100S8-4280-5	GM1009-039**
139507	496	4.310	4.250	6.135	1.520	9.1	8.7	8.3	-3.0	588		.060	S100S8-4310-5	GM1009-039**
139508	498	4.320	4.250	6.135	1.520	9.1	9.8	8.4	-3.0	601	M	.070	S100S8-4320-5	GM1009-039**
139509	505	4.350	4.250	6.135	1.520	9.3	8.9	8.5	-3.0	611	L	.100	S100S8-4350-5	GM1010-039**
139521	540	4.500	4.250	6.135	1.520	9.8	9.4	9.1	-3.0	650	M	.032	S100S8-4500-5	GM1010-039**
139522	547	4.530	4.250	6.135	1.520	9.9	9.5	9.2	-3.0	670		.062	S100S8-4530-5	GM1011-039**
338170	555	4.560	4.250	6.135	1.520	10.0	9.6	9.3	-3.0	685	B,M	.092	S100S8-4560-5	GM1011-039**
142979	489	4.280	4.250	6.385	1.270	9.0	8.6	8.3	-3.0	520	B	.030	S100S8-4280-5	GM1009-039**
142980	496	4.310	4.250	6.385	1.270	9.1	8.7	8.4	-3.0	535	B	.060	S100S8-4310-5	GM1009-039**
142981	498	4.320	4.250	6.385	1.270	9.1	8.8	8.4	-3.0	544	B	.070	S100S8-4320-5	GM1009-039**
142982	505	4.350	4.250	6.385	1.270	9.3	8.9	8.5	-3.0	552	B	.100	S100S8-4350-5	GM1010-039**
142983	533	4.470	4.250	6.385	1.270	9.7	9.3	9.0	-3.0	578	B	.002	S100S8-4470-5	GM1010-039**
142984	540	4.500	4.250	6.385	1.270	9.8	9.4	9.1	-3.0	595	B	.030	S100S8-4500-5	GM1010-039**
142985	547	4.530	4.250	6.385	1.270	9.9	9.5	9.2	-3.0	610	B	.062	S100S8-4530-5	GM1011-039**
231513	555	4.560	4.250	6.385	1.270	10.0	9.6	9.2	-3.0	628	B	.092	S100S8-4560-5	GM1011-039**

FOOTNOTES: B = Oil Rail Support is Included, L = Limited Quantities Available, M = Made to Order

\*\* Use GM1012-039 Gasket for Mark V & VI Blocks when using GM1009-039  
 \*\* Use GM1013-039 Gasket for Mark V & VI Blocks when using GM1010-039  
 \*\* Use GM1014-039 Gasket for Mark V & VI Blocks when using GM1011-039

INVERTED DOME ON NEXT PAGE >>



# BIG BLOCK CHEVY

## BBC INVERTED DOME

STD BORE: 454 = 4.250, 502 = 4.468

Ring package designed for: 1/16, 1/16, 3/16 Rings

Part #	Cubic Inches	Bore Size	Stroke	Rod Length	Comp. Distance	Head Cubic Centimeters			Dome Volume	Gram Weight	Footnote	Oversize	Ring Set Recommended	JE Pro Seal Head Gasket
						112cc	118cc	124cc						
						Compression Ratio								
338171	489	4.280	4.250	6.385	1.270	8.7	8.3	8.0	-9.0	518	B,M	.030	S100S8-4280-5	GM1009-039**
338172	496	4.310	4.250	6.385	1.270	8.8	8.4	8.1	-9.0	535	B,M	.060	S100S8-4310-5	GM1009-039**
338173	498	4.320	4.250	6.385	1.270	8.8	8.4	8.1	-9.0	540	B,M	.070	S100S8-4320-5	GM1009-039**
338174	505	4.350	4.250	6.385	1.270	8.9	8.5	8.2	-9.0	552	B,M	.100	S100S8-4350-5	GM1010-039**
338175	533	4.470	4.250	6.385	1.270	9.3	8.9	8.6	-9.0		B,M	.002	S100S8-4470-5	GM1010-039**
181553	540	4.500	4.250	6.385	1.270	9.4	9.0	8.7	-9.0	592	B	.032	S100S8-4500-5	GM1010-039**
338176	547	4.530	4.250	6.385	1.270	9.5	9.1	8.8	-9.0	607	B,M	.062	S100S8-4530-5	GM1011-039**
338177	555	4.560	4.250	6.385	1.270	9.6	9.2	8.9	-9.0		B,M	.092	S100S8-4560-5	GM1011-039**

FOOTNOTES: B = Oil Rail Support is Included, M = Made to Order

\*\* Use GM1013-039 Gasket for Mark V & VI Blocks when using GM1010-039

SRP PISTONS

## SMALL DOME PROFILE

- Designed to fit Edelbrock Performer & RPM Series Heads (110 & 112cc) as well as most open chamber GM®, Dart®, and Brodix® Heads
- 4032 low expansion high silicon aluminum alloy heat treated to SRP specifications
- CNC machined domes with radiused valve reliefs provide optimum flame travel
- Pin fitting and double spiro locks (#990-042-CS) included
- 990-2930-15-51S wrist pins (150 grams) included
- CNC Machined ring grooves accept 1/16, 1/16, 3/16 rings (Sold separately)



## OPEN CHAMBER

Std Bore: 454 = 4.250, 502 = 4.468

Ring package designed for: 1/16, 1/16, 3/16 Rings

Part #	Cubic Inches	Bore Size	Stroke	Rod Length	Comp. Distance	Head Cubic Centimeters			Dome Volume	Gram Weight	Footnote	Oversize	Ring Set Recommended	JE Pro Seal Head Gasket
						112cc	118cc	124cc						
						Compression Ratio								
212133	432	4.280	3.760	6.135	1.765	10.6	10.0	9.5	30.0	668		.030	S100S8-4280-5	GM1009-039**
212134	438	4.310	3.760	6.135	1.765	10.6	10.0	9.5	29.0	682		.060	S100S8-4310-5	GM1009-039**
306724	460	4.280	4.000	6.135	1.645	9.5	9.0	8.5	9.0	589		.030	S100S8-4280-5	GM1009-039**
306725	466	4.310	4.000	6.135	1.645	9.5	9.0	8.5	11.0	600	M	.060	S100S8-4310-5	GM1009-039**
212135	460	4.280	4.000	6.135	1.645	10.5	9.9	9.5	23.0	616		.030	S100S8-4280-5	GM1009-039**
212136	466	4.310	4.000	6.135	1.645	10.6	10.1	9.6	23.0	635		.060	S100S8-4310-5	GM1009-039**
212137	469	4.320	4.000	6.135	1.645	10.7	10.1	9.6	23.0	638		.070	S100S8-4320-5	GM1009-039**
212138	475	4.350	4.000	6.135	1.645	10.8	10.3	9.8	23.0	654		.100	S100S8-4350-5	GM1010-039**
212139	502	4.470	4.000	6.135	1.645	10.8	10.2	9.8	17.0	665		.002	S100S8-4470-5	GM1010-039**
212140	508	4.500	4.000	6.135	1.645	10.9	10.4	9.9	17.0	679		.032	S100S8-4500-5	GM1011-039**
212141	515	4.530	4.000	6.135	1.645	11.0	10.5	10.0	17.0	694		.062	S100S8-4530-5	GM1011-039**
338178	523	4.560	4.000	6.135	1.645	11.2	10.5	10.0	17.0	710	M	.092	S100S8-4560-5	GM1011-039**
212142	460	4.280	4.000	6.385	1.395	10.8	10.2	9.7	26.0	583		.030	S100S8-4280-5	GM1009-039**
212143	466	4.310	4.000	6.385	1.395	10.9	10.3	9.8	26.0	591		.060	S100S8-4310-5	GM1009-039**
212144	469	4.320	4.000	6.385	1.395	10.9	10.3	9.8	26.0	603		.070	S100S8-4320-5	GM1009-039**
212145	475	4.350	4.000	6.385	1.395	11.0	10.5	10.0	26.0	617	M	.100	S100S8-4350-5	GM1010-039**

FOOTNOTES: B = Oil Rail Support is Included, L = Limited Quantities Available, M = Made to Order

\*\* Use GM1012-039 Gasket for Mark V & VI Blocks when using GM1009-039

\*\* Use GM1013-039 Gasket for Mark V & VI Blocks when using GM1010-039

\*\* Use GM1014-039 Gasket for Mark V & VI Blocks when using GM1011-039

# BIG BLOCK CHEVY

## SMALL DOME PROFILE (CONTINUED)

OPEN CHAMBER      Std Bore: 454 = 4.250, 502 = 4.468      Ring package designed for: 1/16, 1/16, 3/16 Rings

Part #	Cubic Inches	Bore Size	Stroke	Rod Length	Comp. Distance	Head Cubic Centimeters			Dome Volume	Gram Weight	Footnote	Oversize	Ring Set Recommended	JE Pro Seal Head Gasket
						112cc	118cc	124cc						
						Compression Ratio								
212146	502	4.470	4.000	6.385	1.395	10.7	10.2	9.7	17.0	619	L	.002	J100S8-4470-5	GM1010-039**
212147	508	4.500	4.000	6.385	1.395	10.8	10.3	9.8	17.0	632		.032	S100S8-4500-5	GM1010-039**
212148	515	4.530	4.000	6.385	1.395	11.1	10.4	9.9	17.0	648		.062	S100S8-4530-5	GM1011-039**
338179	523	4.560	4.000	6.385	1.395	11.2	10.5	10.0	17.0	667	M	.092	S100S8-4560-5	GM1011-039**
212149	489	4.280	4.250	6.135	1.520	10.5	10.0	9.5	17.0	592		.030	S100S8-4280-5	GM1009-039**
212150	496	4.310	4.250	6.135	1.520	10.6	10.1	9.6	17.0	605		.060	S100S8-4310-5	GM1009-039**
212151	498	4.320	4.250	6.135	1.520	10.7	10.1	9.7	17.0	611	M	.070	S100S8-4320-5	GM1009-039**
212152	505	4.350	4.250	6.135	1.520	10.8	10.3	9.8	17.0	627	L	.100	S100S8-4350-5	GM1010-039**
212154	540	4.500	4.250	6.135	1.520	10.4	10.0	9.5	6.0	640	L	.032	S100S8-4500-5	GM1010-039**
212156	489	4.280	4.250	6.385	1.270	10.7	10.2	9.7	18.0	545	B	.030	S100S8-4280-5	GM1009-039**
212157	496	4.310	4.250	6.385	1.270	10.7	10.2	9.7	18.0	559	B	.060	S100S8-4310-5	GM1009-039**
212158	498	4.320	4.250	6.385	1.270	10.8	10.3	9.8	18.0	560	B	.070	S100S8-4320-5	GM1009-039**
212159	505	4.350	4.250	6.385	1.270	10.9	10.4	9.9	18.0	576	B	.100	S100S8-4350-5	GM1010-039**
212160	533	4.470	4.250	6.385	1.270	10.7	10.2	9.8	10.0	590	B	.002	S100S8-4470-5	GM1010-039**
212161	540	4.500	4.250	6.385	1.270	10.9	10.4	9.9	10.0	601	B	.032	S100S8-4500-5	GM1010-039**
212162	547	4.530	4.250	6.385	1.270	11.0	10.5	10.0	10.0	616	B	.062	S100S8-4530-5	GM1011-039**
211760	550	4.560	4.250	6.385	1.270	11.1	10.6	10.1	10.0	630	B	.092	S100S8-4560-5	GM1011-039**

FOOTNOTES: B = Oil Rail Support is Included, L = Limited Quantites Available, M = Made to Order

\*\* Use GM1012-039 Gasket for Mark V & VI Blocks when using GM1009-039

\*\* Use GM1013-039 Gasket for Mark V & VI Blocks when using GM1010-039

\*\* Use GM1014-039 Gasket for Mark V & VI Blocks when using GM1011-039

## EDELBROCK DOME

- Specifically designed for Edelbrock® 118cc Cylinder Heads!
- Edelbrock® #60559, 61559, 60549 (Performer RPM Rectangular Port) and GM® Signature Series
- Forged from Premium 2618 aluminum alloy
- Pin fitting and double spiro locks (#990-042-CS) included
- 990-2930-1551S wrist pin (150 grams) included
- CNC Machined ring grooves accept 1/16, 1/16, 3/16 rings (Sold Separately)
- Optional bearing steel pins available



EDELBROCK DOME      Std Bore: 454 = 4.250, 502 = 4.468      Ring package designed for: 1/16, 1/16, 3/16 Rings

Part #	Cubic Inches	Bore Size	Stroke	Rod Length	Comp. Distance	Head Cubic Centimeters			Dome Volume	Gram Weight	Footnote	Oversize	Ring Set Recommended	JE Pro Seal Head Gasket
						112cc	118cc	124cc						
						Compression Ratio								
203429	460	4.280	4.000	6.135	1.645	13.8	12.8	12.0	48.0	676	M	.030	S100S8-4280-5	GM1009-039**
203430	466	4.310	4.000	6.135	1.645	13.9	12.9	12.1	48.0	695	M	.060	S100S8-4310-5	GM1009-039**
203431	460	4.280	4.000	6.385	1.395	13.8	12.8	12.0	48.0	623	B,M	.030	S100S8-4280-5	GM1009-039**
203432	466	4.310	4.000	6.385	1.395	13.9	12.9	12.1	48.0	638	B,M	.060	S100S8-4310-5	GM1009-039**
203433	489	4.280	4.250	6.385	1.270	13.4	12.5	11.8	41.0	581	B,M	.030	S100S8-4280-5	GM1009-039**
203434	496	4.310	4.250	6.385	1.270	13.5	12.6	11.9	41.0	597	B,M	.060	S100S8-4310-5	GM1009-039**
203435	496	4.350	4.250	6.385	1.270	13.7	12.8	12.1	41.0	611	B,M	.060	S100S8-4350-5	GM1010-039**

FOOTNOTES: B = Oil Rail Support is Included, L = Limited Quantites Available, M = Made to Order

\*\* Use GM1012-039 Gasket for Mark V & VI Blocks when using GM1009-039



# BIG BLOCK CHEVY

## 427 OPEN CHAMBER

- APBA® Approved.
- Forged from Premium 2618 aluminum alloy
- CNC machined domes with radiused valve reliefs provide optimum flame travel
- Forced Pin Oiler for increased wrist pin lubrication
- Pin fitting and double spiro locks (#990-042-CS) included
- 990-2930-15-51S wrist pins (150 grams) included
- CNC Machined ring grooves accept 1/16, 1/16, 3/16 rings (Sold Separately)



427 OPEN CHAMBER

Std Bore: 454 = 4.250, 502 = 4.468

Ring package designed for: 1/16, 1/16, 3/16 Rings

Part #	Cubic Inches	Bore Size	Stroke	Rod Length	Comp. Distance	Head Cubic Centimeters			Dome Volume	Gram Weight	Footnote	Oversize	Ring Set Recommended	JE Pro Seal Head Gasket
						112cc	118cc	124cc						
158830	433	4.280	3.760	6.135	1.765	13.0	12.1	11.3	48.0	708		.030	S100S8-4280-5	GM1009-039**
162840	439	4.310	3.760	6.135	1.765	13.1	12.2	11.4	48.0	727		.060	S100S8-4310-5	GM1009-039**

\*\* Use GM1012-039 Gasket for Mark V & VI Blocks when using GM1009-039

## HIGH COMPRESSION DOME

- Hollow dome design fits most open chamber GM®, Dart®, and Brodix® Heads
- Forged from Premium 2618 aluminum alloy
- CNC machined domes with radiused valve reliefs provide optimum flame travel
- Pin fitting and double spiro locks (#990-042-CS) included
- 990-2930-15-51S wrist pin (150 grams) included
- CNC Machined ring grooves accept 1/16, 1/16, 3/16 rings (Sold Separately)
- Fits tall deck, when used with .400 long rods.
- Will not fit GM Signature Series or Edelbrock Cylinder Heads: P/N# 60549, 60559, 61559, 60449, 60459, 61459, 60479, 60499



HIGH COMPRESSION DOME

Std Bore: 454 = 4.250, 502 = 4.468

Ring package designed for: 1/16, 1/16, 3/16 Rings

Part #	Cubic Inches	Bore Size	Stroke	Rod Length	Comp. Distance	Head Cubic Centimeters			Dome Volume	Gram Weight	Footnote	Oversize	Ring Set Recommended	JE Pro Seal Head Gasket
						112cc	118cc	124cc						
139530	460	4.280	4.000	6.135	1.645	13.7	12.8	11.9	48.0	664		.030	S100S8-4280-5	GM1009-039**
139531	466	4.310	4.000	6.135	1.645	13.9	12.9	12.1	48.0	690		.060	S100S8-4310-5	GM1009-039**
139532	469	4.320	4.000	6.135	1.645	13.9	12.9	12.1	48.0	694		.070	S100S8-4320-5	GM1009-039**
139533	475	4.350	4.000	6.135	1.645	14.1	13.2	12.3	48.0	707		.100	S100S8-4350-5	GM1010-039**
139534	502	4.470	4.000	6.135	1.645	13.7	12.8	12.0	41.0	697	M	.002	S100S8-4470-5	GM1010-039**
139535	508	4.500	4.000	6.135	1.645	13.8	12.9	12.2	41.0	720	M	.032	S100S8-4500-5	GM1010-039**
139536	516	4.530	4.000	6.135	1.645	13.8	12.9	12.2	41.0	743	M	.062	S100S8-4530-5	GM1011-039**
140684	460	4.280	4.000	6.385	1.395	13.7	12.7	12.0	48.0	627	M	.030	S100S8-4280-5	GM1009-039**
140685	466	4.310	4.000	6.385	1.395	13.9	12.9	12.1	48.0	642		.060	S100S8-4310-5	GM1009-039**
140686	469	4.320	4.000	6.385	1.395	13.9	13.0	12.8	48.0	646		.070	S100S8-4320-5	GM1009-039**
140687	475	4.350	4.000	6.385	1.395	14.1	13.2	12.3	48.0	664		.100	S100S8-4350-5	GM1010-039**
140682	508	4.500	4.000	6.385	1.395	14.0	13.1	12.3	41.0	672		.032	S100S8-4500-5	GM1010-039**
140683	516	4.530	4.000	6.385	1.395	14.0	13.1	12.3	41.0	686	M	.062	S100S8-4530-5	GM1011-039**
152154	522	4.560	4.000	6.385	1.395	13.7	12.8	12.1	39.0	672	M	.092	S100S8-4560-5	GM1011-039**
152155	531	4.600	4.000	6.385	1.395	13.9	13.0	12.3	39.0	697	M	.132	S100S8-4600-5	GM1011-039**
139835	460	4.280	4.000	6.535	1.245	13.7	12.8	11.9	48.0	592	B,L	.030	S100S8-4280-5	GM1009-039**
139836	466	4.310	4.000	6.535	1.245	13.7	12.8	11.9	48.0	605	B	.060	S100S8-4310-5	GM1009-039**
139837	469	4.320	4.000	6.535	1.245	13.7	12.8	11.9	48.0	610	B	.070	S100S8-4320-5	GM1009-039**
139838	475	4.350	4.000	6.535	1.245	14.0	13.1	12.3	48.0	625	B	.100	S100S8-4350-5	GM1010-039**

FOOTNOTES: B = Oil Rail Support is Included, L = Limited Quantities Available, M = Made to Order

\*\* Use GM1012-039 Gasket for Mark V & VI Blocks when using GM1009-039

\*\* Use GM1013-039 Gasket for Mark V & VI Blocks when using GM1010-039

\*\* Use GM1014-039 Gasket for Mark V & VI Blocks when using GM1011-039





# BIG BLOCK CHEVY

## HIGH COMPRESSION DOME (CONTINUED)

HIGH COMPRESSION DOME														
Std Bore: 454 = 4.250, 502 = 4.468														
Ring package designed for: 1/16, 1/16, 3/16 Rings														
Part #	Cubic Inches	Bore Size	Stroke	Rod Length	Comp. Distance	Head Cubic Centimeters			Dome Volume	Gram Weight	Footnote	Oversize	Ring Set Recommended	JE Pro Seal Head Gasket
						112cc	118cc	124cc						
						Compression Ratio								
152159	508	4.500	4.000	6.535	1.245	13.7	12.8	12.1	41.0	630	B	.032	S100S8-4500-5	GM1010-039**
152160	515	4.530	4.000	6.535	1.245	13.9	12.9	12.0	41.0	650	B,M	.062	S100S8-4530-5	GM1011-039**
152161	522	4.560	4.000	6.535	1.245	13.7	12.8	12.1	39.0	636	B	.092	S100S8-4560-5	GM1011-039**
152162	531	4.600	4.000	6.535	1.245	13.9	13.0	12.3	39.0	658	B	.132	S100S8-4600-5	GM1011-039**
139537	489	4.280	4.250	6.135	1.520	13.8	12.9	12.1	43.0	652		.060	S100S8-4280-5	GM1009-039**
139542	496	4.310	4.250	6.135	1.520	13.8	12.9	12.1	43.0	652		.060	S100S8-4310-5	GM1009-039**
139543	498	4.320	4.250	6.135	1.520	13.8	12.9	12.1	43.0	658		.070	S100S8-4320-5	GM1009-039**
139544	505	4.350	4.250	6.135	1.520	14.0	13.1	12.3	43.0	672	M	.100	S100S8-4350-5	GM1010-039**
139831	489	4.280	4.250	6.385	1.270	13.8	12.7	11.8	43.0	581	B	.030	S100S8-4280-5	GM1009-039**
139832	496	4.310	4.250	6.385	1.270	13.8	12.7	11.8	43.0	600	B	.060	S100S8-4310-5	GM1009-039**
139833	498	4.320	4.250	6.385	1.270	13.8	12.9	12.1	43.0	605	B	.070	S100S8-4320-5	GM1009-039**
139834	505	4.350	4.250	6.385	1.270	14.0	13.1	12.3	43.0	619	B	.100	S100S8-4350-5	GM1010-039**
140328	533	4.470	4.250	6.385	1.270	13.9	12.8	12.0	36.0	605	B,L	.002	S100S8-4470-5	GM1010-039**
140329	540	4.500	4.250	6.385	1.270	13.9	12.8	12.0	36.0	625	B	.032	S100S8-4500-5	GM1010-039**
140330	548	4.530	4.250	6.385	1.270	13.8	13.0	12.0	36.0	642	B	.062	S100S8-4530-5	GM1011-039**
152156	555	4.560	4.250	6.385	1.270	13.6	12.8	12.1	33.0	631	B	.092	S100S8-4560-5	GM1011-039**
152157	565	4.600	4.250	6.385	1.270	13.8	13.0	12.3	33.0	650	B	.132	S100S8-4600-5	GM1011-039**
140341	540	4.500	4.250	6.535	1.120	13.9	12.8	12.0	36.0	595	B	.032	S100S8-5000-5	GM1010-039**
140342	548	4.530	4.250	6.535	1.120	13.9	12.8	12.0	36.0	612	B	.062	S100S8-4530-5	GM1011-039**
231510	555	4.560	4.250	6.535	1.120	13.9	12.8	12.0	36.0	632	B,M	.092	S100S8-4560-5	GM1011-039**
345654	565	4.600	4.250	6.535	1.120	14.1	13.0	12.2	36.0	643	B,M	.132	S100S8-4600-5	GM1011-039**

FOOTNOTES: B = Oil Rail Support is Included, L = Limited Quantities Available, M = Made to Order

\*\* Use GM1012-039 Gasket for Mark V & VI Blocks when using GM1009-039  
 \*\* Use GM1013-039 Gasket for Mark V & VI Blocks when using GM1010-039  
 \*\* Use GM1014-039 Gasket for Mark V & VI Blocks when using GM1011-039

SRP PISTONS

## CLOSED CHAMBER SMALL DOME

- Will also fit Edelbrock Performer and RPM Series Heads.
- 4032 low expansion high silicon aluminum alloy heat treated to SRP specifications
- CNC machined domes with radiused valve reliefs provide optimum flame travel
- Pin fitting and double spiro locks included
- 990-2930-15-51S wrist pin (150 grams) included
- Ring package designed for: 5/64, 5/64, 3/16 or 1/16, 1/16, 3/16 Rings (Sold Separately)

CLOSED CHAMBER														
Std Bore: 454 = 4.250														
Ring package designed for: 5/64, 5/64, 3/16 Rings or 1/16, 1/16, 3/16														
Part #	Cubic Inches	Bore Size	Stroke	Rod Length	Comp. Distance	Head Cubic Centimeters			Dome Volume	Gram Weight	Footnote	Oversize	Ring Set Recommended	JE Pro Seal Head Gasket
						101cc	107cc	109cc						
						Compression Ratio								
338181	460	4.280	4.000	6.135	1.645	10.7	10.1	10.0	14.0	641	M	.030	S100S8-4280-5	GM1009-039**
141635	460	4.280	4.000	6.135	1.645	10.7	10.1	10.0	14.0	637		.030	JE00F8-4280-0	GM1009-039**
338182	466	4.310	4.000	6.135	1.645	10.8	10.3	10.1	14.0	658	M	.060	S100S8-4310-5	GM1009-039**
141636	466	4.310	4.000	6.135	1.645	10.8	10.3	10.1	14.0	652		.060	JE00F8-4310-0	GM1009-039**
338183	469	4.320	4.000	6.385	1.645	10.9	10.3	10.1	14.0	660	M	.070	S100S8-4320-5	GM1009-039**
143593	489	4.280	4.250	6.385	1.270	10.4	9.9	9.8	5.0	539	B	.030	JE00F8-4280-0	GM1009-039**
338184	489	4.280	4.250	6.385	1.270	10.4	9.9	9.8	5.0	536	B,M	.030	S100S8-4280-5	GM1009-039**
145376	496	4.310	4.250	6.385	1.270	10.6	10.1	9.9	5.0	551	B	.060	JE00F8-4310-0	GM1009-039**
338185	496	4.310	4.250	6.385	1.270	10.6	10.1	9.9	5.0	557	B,M	.060	S100S8-4310-5	GM1009-039**
338186	498	4.320	4.250	6.385	1.270	10.6	10.1	9.9	5.0	562	B,M	.070	S100S8-4320-5	GM1009-039**

FOOTNOTES: B = Oil Rail Support is Included, M = Made to Order

\*\* Use GM1012-039 Gasket for Mark V & VI Blocks when using GM1009-039



# MOPAR

## SMALL BLOCK 318

318 FLAT TOP Std Bore: 3.910 Ring package designed for: 1/16, 1/16, 3/16 Rings

Part #	Cubic Inches	Bore Size	Stroke	Rod Length	Comp. Distance	Head Cubic Centimeters			Dome Volume	Gram Weight	Footnote	Oversize	Ring Set Recommended	JE Pro Seal Head Gasket
						60cc	65cc	70cc						
						Compression Ratio								
345792	323	3.940	3.313	6.125	1.790	9.8	9.2	8.8	-5.0	496	M	.030	J100F8-3935-5	
345793	325	3.950	3.313	6.125	1.790	9.9	9.3	8.9	-5.0	498	M	.040	S100S8-3945-5	
345794	333	4.000	3.313	6.125	1.790	10.1	9.4	9.1	-5.0		M	.090	S100S8-4000-5	

SRP PISTONS

## SMALL BLOCK 340 / 360

- 4032 low expansion high silicon alloy heat treated to SRP specifications
- CNC Machined ring grooves accept 1/16, 1/16, 3/16 rings (Sold Separately)
- .984 x 2.750 x .150 straight wall wrist pin included (138 grams)
- Forced Pin Oiler for increased wrist pin lubrication
- Pin fitting and double spiro locks included



340 FLAT TOP Std Bore: 4.040 Ring package designed for: 1/16, 1/16, 3/16 Rings

Part #	Cubic Inches	Bore Size	Stroke	Rod Length	Comp. Distance	Head Cubic Centimeters			Dome Volume	Gram Weight	Footnote	Oversize	Ring Set Recommended	JE Pro Seal Head Gasket
						60cc	65cc	70cc						
						Compression Ratio								
345777	340	4.040	3.313	6.125	1.804	10.3	9.6	9.0	-5.0	525	M	STD	S100S8-4040-5	CR1001-039
345778	343	4.060	3.313	6.125	1.804	10.4	9.7	9.1	-5.0	535	M	.020	S100S8-4060-5	CR1001-039
142068	345	4.070	3.313	6.125	1.804	10.5	9.8	9.2	-5.0	530		.030	J100F8-4070-5	CR1001-039
310725	347	4.080	3.313	6.125	1.804	10.6	10.0	9.4	-5.0	541		.040	J100F8-4080-5	CR1001-039

360 FLAT TOP Std Bore: 4.000 Ring package designed for: 1/16, 1/16, 3/16 Rings

Part #	Cubic Inches	Bore Size	Stroke	Rod Length	Comp. Distance	Head Cubic Centimeters			Dome Volume	Gram Weight	Footnote	Oversize	Ring Set Recommended	JE Pro Seal Head Gasket
						60cc	65cc	70cc						
						Compression Ratio								
345796	364	4.020	3.580	6.125	1.670	10.8	10.3	9.6	-5.0	494	M	STD	S100S8-4020-5	CR1000-039
142069	365	4.030	3.580	6.125	1.670	11.1	10.5	9.9	-5.0	489		.030	S100S8-4030-5	CR1000-039
142070	367	4.040	3.580	6.125	1.670	11.1	10.5	10.0	-5.0	497		.040	S100S8-4040-5	CR1000-039
142071	371	4.060	3.580	6.125	1.670	11.2	10.6	10.0	-5.0	503	M	.060	S100S8-4060-5	CR1000-039
345797	373	4.070	3.580	6.125	1.670	11.2	10.6	10.0	-5.0			.070	J100F8-4070-5	CR1000-039
345798	374	4.080	3.580	6.125	1.670	11.3	10.7	10.1	-5.0	524	M	.080	J100F8-4080-5	CR1000-039

340 STROKER INVERTED DOME Std Bore: 4.040 Ring package designed for: 1/16, 1/16, 3/16 Rings

Part #	Cubic Inches	Bore Size	Stroke	Rod Length	Comp. Distance	Head Cubic Centimeters			Dome Volume	Gram Weight	Footnote	Oversize	Ring Set Recommended	JE Pro Seal Head Gasket
						60cc	65cc	70cc						
						Compression Ratio								
220157	410	4.040	4.000	6.125	1.460	10.8	10.3	9.8	-16.9	462		STD	S100S8-4020-5	CR1000-039
335151	414	4.060	4.000	6.125	1.460	10.9	10.3	9.8	-16.9	470		.020	S100S8-4060-5	CR1000-039
335152	416	4.070	4.000	6.125	1.460	10.9	10.4	9.9	-16.9	474		.030	J100F8-4070-5	CR1000-039
335153	418	4.080	4.000	6.125	1.460	11.0	10.4	9.9	-16.9	478		.040	J100F8-4080-5	CR1000-039

FOOTNOTES: M = Made to Order

# MOPAR

## SMALL BLOCK 340 / 360 (CONTINUED)

360 STROKER INVERTED DOME						Std Bore: 4.000			Ring package designed for: 1/16, 1/16, 3/16 Rings					
Part #	Cubic Inches	Bore Size	Stroke	Rod Length	Comp. Distance	Head Cubic Centimeters			Dome Volume	Gram Weight	Footnote	Oversize	Ring Set Recommended	JE Pro Seal Head Gasket
						60cc	65cc	70cc						
345789	406	4.020	4.000	6.125	1.460	10.6	10.1	9.6	-16.9		M	STD	S100S8-4020-5	CR1000-039
220156	408	4.030	4.000	6.125	1.460	10.7	10.2	9.7	-16.9	457		.030	S100S8-4030-5	CR1000-039
220157	410	4.040	4.000	6.125	1.460	10.8	10.3	9.8	-16.9	462		.040	S100S8-4040-5	CR1000-039
335151	414	4.060	4.000	6.125	1.460	10.9	10.3	9.8	-16.9	470		.060	S100S8-4060-5	CR1000-039
335152	416	4.070	4.000	6.125	1.460	10.9	10.4	9.9	-16.9	474		.070	J100F8-4070-5	CR1000-039
335153	418	4.080	4.000	6.125	1.460	11.0	10.4	9.9	-16.9	478		.080	J100F8-4080-5	CR1000-039

## 400 / 440 WEDGE BIG BLOCK

- 4032 low expansion high silicon aluminum alloy heat treated to SRP specifications
- Forced Pin Oiler for increased wrist pin lubrication
- Pin fitting and double spiro locks included
- CNC Machined ring grooves accept 1/16, 1/16, 3/16 rings (Sold Separately)
- 1.094 x 2.930 x .150 straight wall wrist pin included (170 grams) Note H
- .990 x 2.930 x .150 straight wall wrist pin included (150 grams) Note E
- Redesigned valve pockets for larger valves and high-lift cams

400 FLAT TOP						Std Bore: 4.345			Ring package designed for: 1/16, 1/16, 3/16 Rings					
Part #	Cubic Inches	Bore Size	Stroke	Rod Length	Comp. Distance	Head Cubic Centimeters			Dome Volume	Gram Weight	Footnote	Oversize	Ring Set Recommended	JE Pro Seal Head Gasket
						72cc	80cc	84cc						
213453	462	4.375	3.750	6.768	1.320	11.4	10.5	10.1	-6.0	558	E,L	0.030	S100S8-4375-5	CR1003-039

440 FLAT TOP						Std Bore: 4.345			Ring package designed for: 1/16, 1/16, 3/16 Rings					
Part #	Cubic Inches	Bore Size	Stroke	Rod Length	Comp. Distance	Head Cubic Centimeters			Dome Volume	Gram Weight	Footnote	Oversize	Ring Set Recommended	JE Pro Seal Head Gasket
						72cc	80cc	84cc						
213455	445	4.350	3.750	6.768	2.062	11.4	10.5	10.1	-6.0	690	H	.030	S100S8-4350-5	CR1002-039
213456	447	4.360	3.750	6.768	2.062	11.4	10.5	10.1	-6.0	700	H	.040	S100S8-4360-5	CR1003-039
213457	450	4.375	3.750	6.768	2.062	11.4	10.5	10.1	-6.0	706	H	.055	S100S8-4375-5	CR1003-039
213458	450	4.375	3.750	6.768	2.062	11.4	10.5	10.1	-6.0	707	E	.055	S100S8-4375-5	CR1003-039
231521	493	4.350	4.150	6.768	1.865	12.4	11.4	11.0	-6.0	656	E	.030	S100S8-4350-5	CR1002-039
345799	496	4.360	4.150	6.768	1.865	12.4	11.4	11.0	-6.0		E, M	.040	S100S8-4360-5	CR1003-039
213459	499	4.375	4.150	6.768	1.865	12.5	11.5	11.1	-6.0	670	E	.055	S100S8-4375-5	CR1003-039

440 INVERTED DOME						Std Bore: 4.320			Ring package designed for: 1/16, 1/16, 3/16 Rings					
Part #	Cubic Inches	Bore Size	Stroke	Rod Length	Comp. Distance	Head Cubic Centimeters			Dome Volume	Gram Weight	Footnote	Oversize	Ring Set Recommended	JE Pro Seal Head Gasket
						72cc	80cc	84cc						
345806	445	4.350	3.750	6.768	2.062	9.2	8.7	8.4	-24.0		H, M	.030	S100S8-4350-5	CR1002-039
345807	447	4.360	3.750	6.768	2.062	9.2	8.7	8.4	-24.0	715	H, M	.040	S100S8-4360-5	CR1003-039
345808	450	4.375	3.750	6.768	2.062	9.2	8.7	8.4	-24.0	727	H, M	.055	S100S8-4375-5	CR1003-039
345809	493	4.350	4.150	6.768	1.865	10.2	9.5	9.3	-24.0	691	E, M	.030	S100S8-4350-5	CR1002-039
345810	496	4.360	4.150	6.768	1.865	10.2	9.5	9.3	-24.0	700	E, M	.040	S100S8-4360-5	CR1003-039
345811	499	4.375	4.150	6.768	1.865	10.2	9.5	9.3	-24.0	709	E, M	.055	S100S8-4375-5	CR1003-039

FOOTNOTES: E = .990 Wrist Pin Diameter, H = Indicates 1.094 Wrist Pin Diameter, L = Limited Quantities Available



# FORD

## 2300 PINTO

- Ideal for oval track to street/strip applications.
- 4032 low expansion high silicon aluminum alloy heat treated to SRP specifications
- Forced Pin Oiler for increased wrist pin lubrication
- Pin fitting and double spiro locks included
- CNC Machined ring grooves accept 1.5, 1.5, 4mm rings (Rings Sold Separately)
- .912 x 2.750 x .140 straight wall wrist pin included (123 grams) Note D
- .927 x 2.750 x .130 straight wall wrist pin included (130 grams) Note C

**2300 PINTO**                                  Std Bore: 3.780                                  Ring package designed for: 1.5, 1.5, 4mm Rings

Part #	Cubic Inches	Bore Size	Stroke	Rod Length	Comp. Distance	Head Cubic Centimeters			Dome Volume	Gram Weight	Deck Clearance	Footnote	Oversize	Ring Set Recommended	JE Pro Seal Head Gasket
						54cc	58cc	62cc							
148221	142	3.810	3.126	5.205	1.590	9.5	9.0		-1.0	412	N/A	D	.030	J64004-3810	FD1004-039
148222	143	3.820	3.126	5.205	1.590	9.5	9.0		-1.0	420	N/A	D,L	.040	J640F4-3820	
148223	144	3.830	3.126	5.205	1.590	9.5	9.1		-1.0	420	N/A	D	.050	J616F4-3830	
148218	142	3.810	3.126	5.700	1.090	9.5	9.0		-1.0	337	N/A	B,C	.030	J64004-3810	FD1004-039
148219	143	3.820	3.126	5.700	1.090	9.5	9.0		-1.0	342	N/A	B,C	.040	J640F4-3820	
148220	144	3.830	3.126	5.700	1.090	9.5	9.1		-1.0	344	N/A	B,C,M	.050	J616F4-3830	

**FOOTNOTES:** B = Oil Rail Support is Included, C = .927 Pin Diameter, D = .912 Pin Diameter, L = Limited Quantities Available, M = Made to Order

SRP PISTONS

## BOSS 302 DOME SMALL BLOCK FORD

- Ideal for high performance street/strip or vintage road racing
- Forged from Premium 4032 aluminum alloy
- Forced pin oiling for increased pin lubrication
- Solid dome w/ special profile fits small chamber Australian 302 2V head. Can also be milled flat for use with aftermarket heads
- CNC Machined ring grooves accept 1/16, 1/16, 3/16 rings (Rings Sold Separately)
- .912 x 2.750 x .140 straight wall wrist pin (123g), pin fitting and double spiro locks included



**BOSS 302 SERIES**                                  Std Bore: 4.000                                  Ring package designed for: 1/16, 1/16, 3/16 Rings

Part #	Cubic Inches	Bore Size	Stroke	Rod Length	Comp. Distance	Head Cubic Centimeters			Dome Volume	Gram Weight	Deck Clearance	Footnote	Oversize	Ring Set Recommended	
						52cc	60cc	74cc							
338188	302	4.000	3.000	5.155	1.540	11.8	10.4	8.8	3.5	521	-0.005	D,M,S	STD	S100S8-4000-5	FD1001-039
338189	303	4.010	3.000	5.155	1.540	11.8	10.5	8.8	3.5	527	-0.010	D,M,S	.010	J100F8-4010-0	FD1001-039
289554	304	4.020	3.000	5.155	1.540	11.9	10.5	8.9	3.5	536	-0.005	D,S	.020	S100S8-4020-5	FD1001-039
289555	306	4.030	3.000	5.155	1.540	11.9	10.6	8.9	3.5	540	-0.005	D,S	.030	S100S8-4030-5	FD1001-039
325194	308	4.040	3.000	5.155	1.540	12.0	10.6	8.9	3.5	543	-0.005	D,S	.040	S100S8-4040-5	FD1001-039
338190	311	4.060	3.000	5.155	1.540	12.1	10.7	9.0	3.5		-0.005	D,M,S	.060	S100S8-4060-5	FD1001-039

**FOOTNOTES:** D = .912 Pin Diameter, M = Made to Order, S = Solid Dome Design



# FORD

## WINDSOR DOME SMALL BLOCK FORD

- Ideal for oval track to street/strip applications.
- Forged from Premium 2618 aluminum alloy
- Forced Pin Oiler for increased wrist pin lubrication
- Pin fitting and double spiro locks included
- CNC Machined ring grooves accept 1/16, 1/16, 3/16 rings (Rings Sold Separately)
- .912 x 2.750 x .140 straight wall wrist pin included (123g)
- .912 x 2.750 Pin for 5.090 & 5.956 Rod



### 302 SERIES Std Bore: 4.000 Ring package designed for: 1/16, 1/16, 3/16 Rings

Part #	Cubic Inches	Bore Size	Stroke	Rod Length	Comp. Distance	Head Cubic Centimeters			Dome Volume	Gram Weight	Deck Clearance	Footnote	Oversize	Ring Set Recommended	JE Pro Seal Head Gasket			
						54cc	60cc	64cc										
						Compression Ratio												
338191	302	4.000	3.000	5.090	1.600	14.7	13.1	12.2	18.0	518	-0.010	M	STD	S100S8-4000-5	FD1001-039			
338192	303	4.010	3.000	5.090	1.600	14.8	13.2	12.3	18.0		-0.010	M	.010	J100F8-4010-0	FD1001-039			
338193	304	4.020	3.000	5.090	1.600	14.9	13.3	12.4	18.0	526	-0.010	M	.020	S100S8-4020-5	FD1001-039			
150069	306	4.030	3.000	5.090	1.600	14.9	13.3	12.4	18.0	530	-0.010		.030	S100S8-4030-5	FD1001-039			
150070	308	4.040	3.000	5.090	1.600	15.0	13.4	12.5	18.0	532	-0.010	M	.040	S100S8-4040-5	FD1001-039			
338194	311	4.060	3.000	5.090	1.600	15.1	13.5	12.6	18.0		-0.010	M	.060	S100S8-4060-5	FD1001-039			

### 351W SERIES Std Bore: 4.000 Ring package designed for: 1/16, 1/16, 3/16 Rings

Part #	Cubic Inches	Bore Size	Stroke	Rod Length	Comp. Distance	Head Cubic Centimeters			Dome Volume	Gram Weight	Deck Clearance	Footnote	Oversize	Ring Set Recommended	JE Pro Seal Head Gasket			
						54cc	60cc	64cc										
						Compression Ratio												
150072	355	4.020	3.500	5.956	1.774	14.8	13.4	12.6	10.0	540	-0.020	M	.020	S100S8-4020-5	FD1001-039			
150073	357	4.030	3.500	5.956	1.774	14.8	13.4	12.6	10.0	546	-0.020	M	.030	S100S8-4030-5	FD1001-039			
150074	359	4.040	3.500	5.956	1.774	14.8	13.4	12.6	10.0	553	-0.020	M	.040	S100S8-4040-5	FD1001-039			
150075	362	4.060	3.500	5.956	1.774	15.0	13.6	12.8	10.0	567	-0.020	M	.060	S100S8-4060-5	FD1001-039			

### 302 STOKER COMBINATIONS Std Bore: 4.000 .927 x 2.750 Pin for 5.400, 6.125, 6.200, & 6.250 Rod Ring package designed for: 1/16, 1/16, 3/16 Rings

Part #	Cubic Inches	Bore Size	Stroke	Rod Length	Comp. Distance	Head Cubic Centimeters			Dome Volume	Gram Weight	Deck Clearance	Footnote	Oversize	Ring Set Recommended	JE Pro Seal Head Gasket			
						58cc	64cc	70cc										
						Compression Ratio												
345672	327	4.000	3.250	5.400	1.165	12.1	11.2	10.3	9.0	439	-0.010	M	STD	S100S8-4000-5	FD1001-039			
345673	331	4.030	3.250	5.400	1.165	12.2	11.3	10.4	9.0		-0.010	M	.030	S100S8-4030-5	FD1001-039			
345674	333	4.040	3.250	5.400	1.165	12.2	11.3	10.4	9.0	455	-0.010	M	.040	S100S8-4040-5	FD1001-039			
345675	337	4.060	3.250	5.400	1.165	12.2	11.3	10.4	9.0	465	-0.010	M	.060	S100S8-4060-5	FD1001-039			
345664	342	4.000	3.400	5.400	1.100	13.1	12.0	11.0	9.0		0.000	M	STD	S100S8-4000-5	FD1001-039			
345665	346	4.030	3.400	5.400	1.100	13.2	12.1	11.1	9.0	448	0.000	M	.030	S100S8-4030-5	FD1001-039			
345666	348	4.040	3.400	5.400	1.100	13.3	12.2	11.2	9.0	451	0.000	M	.040	S100S8-4040-5	FD1001-039			
345667	352	4.060	3.400	5.400	1.100	13.4	12.3	11.3	9.0	461	0.000	M	.060	S100S8-4060-5	FD1001-039			

### 351W STOKER COMBINATIONS Std Bore: 4.000(stock block) .927 x 2.750 Pin for 5.400, 6.125, 6.200, & 6.250 Rod Ring package for: 1/16, 1/16, 3/16 Rings

Part #	Cubic Inches	Bore Size	Stroke	Rod Length	Comp. Distance	Head Cubic Centimeters			Dome Volume	Gram Weight	Deck Clearance	Footnote	Oversize	Ring Set Recommended	JE Pro Seal Head Gasket			
						58cc	64cc	70cc										
						Compression Ratio												
345664	427	4.000	4.250	6.250	1.100	14.9	13.7	12.7	9.0		-0.025	M	STD	S100S8-4000-5	FD1001-039			
345665	434	4.030	4.250	6.250	1.100	15.0	13.8	12.8	9.0	448	-0.025	M	.030	S100S8-4030-5	FD1001-039			
345666	435	4.040	4.250	6.250	1.100	15.1	13.9	12.9	9.0	451	-0.025	M	.040	S100S8-4040-5	FD1001-039			
345667	440	4.060	4.250	6.250	1.100	15.2	14.0	13.0	9.0	461	-0.025	M	.060	S100S8-4060-5	FD1001-039			

FOOTNOTES: M = Made to Order

SRP PISTONS

## WINDSOR FLAT TOP SMALL BLOCK FORD

- Fits Ford®, TFS®, GT40®, Canfield®, Brodix® Track I, OE & Dart® Windsor.
- Does not fit Twisted Wedge®, N351 or Edlebrock 7721.
- 4032 low expansion high silicon aluminum alloy heat treated to SRP specifications
- CNC Machined ring grooves accept 1/16, 1/16, 3/16 rings (Rings Sold Separately)
- Includes wrist pin see footnotes for diameter D=.912x2750 140 wall, C=927x2750 150 wall



### 302 BLOCK

.912 x 2.750 Pin for 5.090 & 5.956 Rod

Std Bore: 4.000

Ring package designed for: 1/16, 1/16, 3/16 Rings

Part #	Cubic Inches	Bore Size	Stroke	Rod Length	Comp. Distance	Head Cubic Centimeters			Dome Volume	Gram Weight	Deck Clearance	Footnote	Oversize	Ring Set Recommended	JE Pro Seal Head Gasket			
						58cc	64cc	70cc										
						Compression Ratio												
151866	302	4.000	3.000	5.090	1.600	9.6	8.9	8.4	-5.0	497	-0.010	D	.STD	S100S8-4000-5	FD1000-039			
329699	302	4.005	3.000	5.090	1.600	9.6	9.0	8.4	-5.0	499	-0.010	D	.005	S100S8-4000-5	FD1001-039			
329700	303	4.010	3.000	5.090	1.600	9.6	9.0	8.4	-5.0	501	-0.010	D,M	.010	J100F8-4010-0	FD1001-039			
138733	304	4.020	3.000	5.090	1.600	9.7	9.0	8.4	-5.0	503	-0.010	D	.020	S100S8-4020-5	FD1001-039			
138734	306	4.030	3.000	5.090	1.600	9.7	9.0	8.4	-5.0	511	-0.010	D	.030	S100S8-4030-5	FD1001-039			
138735	307	4.040	3.000	5.090	1.600	9.8	9.1	8.5	-5.0	518	-0.010	D	.040	S100S8-4040-5	FD1001-039			
138736	310	4.060	3.000	5.090	1.600	9.8	9.2	8.6	-5.0	524	-0.010	D,M	.060	S100S8-4060-5	FD1001-039			

### 302 STROKER COMBINATIONS

.927 X 2.750 PIN FOR 5.400, 6.125, 6.200, & 6.250 ROD

Std Bore: 4.000 (Stock Block), 4.125 (Aftermarket/SVO block)

Ring package designed for: 1/16, 1/16, 3/16 Rings

Part #	Cubic Inches	Bore Size	Stroke	Rod Length	Comp. Distance	Head Cubic Centimeters			Dome Volume	Gram Weight	Deck Clearance	Footnote	Oversize	Ring Set Recommended	JE Pro Seal Head Gasket			
						58cc	64cc	70cc										
						Compression Ratio												
329701	312	4.000	3.100	5.400	1.230	9.9	9.2	8.6	-5.0	430	-0.020	C,M	.STD	S100S8-4000-5	FD1000-039			
329702	312	4.005	3.100	5.400	1.230	9.9	9.2	8.6	-5.0	432	-0.020	C	.005	S100S8-4000-5	FD1001-039			
329703	313	4.010	3.100	5.400	1.230	9.9	9.2	8.6	-5.0	436	-0.020	C,M	.010	J100F8-4010-0	FD1001-039			
329704	315	4.020	3.100	5.400	1.230	10.0	9.3	8.7	-5.0	438	-0.020	C,M	.020	S100S8-4020-5	FD1001-039			
206057	316	4.030	3.100	5.400	1.230	10.0	9.3	8.7	-5.0	442	-0.020	C,L	.030	S100S8-4030-5	FD1001-039			
206058	318	4.040	3.100	5.400	1.230	10.0	9.3	8.7	-5.0	449	-0.020	C,M	.040	S100S8-4040-5	FD1001-039			
329705	321	4.060	3.100	5.400	1.230	10.1	9.4	8.8	-5.0	455	-0.010	C,M	.060	S100S8-4060-5	FD1001-039			
329707	327	4.000	3.250	5.400	1.165	10.3	9.6	9.0	-5.0	415	-0.010	C,M	.STD	S100S8-4000-5	FD1000-039			
329708	328	4.005	3.250	5.400	1.165	10.3	9.6	9.0	-5.0	418	-0.010	C	.005	S100S8-4000-5	FD1001-039			
329709	328	4.010	3.250	5.400	1.165	10.3	9.6	9.0	-5.0	420	-0.010	C,M	.010	J100F8-4010-0	FD1001-039			
329710	330	4.020	3.250	5.400	1.165	10.4	9.7	9.1	-5.0	425	-0.010	C,M	.020	S100S8-4020-5	FD1001-039			
206066	331	4.030	3.250	5.400	1.165	10.4	9.7	9.1	-5.0	431	-0.010	C	.030	S100S8-4030-5	FD1001-039			
329711	333	4.040	3.250	5.400	1.165	10.5	9.8	9.1	-5.0	435	-0.010	C	.040	S100S8-4040-5	FD1001-039			
329712	337	4.060	3.250	5.400	1.165	10.6	9.8	9.2	-5.0	440	-0.010	C,M	.060	S100S8-4060-5	FD1001-039			
329713	342	4.000	3.400	5.400	1.100	10.8	10.0	9.4	-5.0	405	0.000	B,C	.STD	S100S8-4000-5	FD1000-039			
197560	342	4.005	3.400	5.400	1.100	10.8	10.0	9.4	-5.0	411	0.000	B,C	.005	S100S8-4000-5	FD1000-039			
329714	344	4.010	3.400	5.400	1.100	10.8	10.0	9.4	-5.0	416	0.000	B,C	.010	J100F8-4010-0	FD1001-039			
140688	345	4.020	3.400	5.400	1.100	10.8	10.1	9.4	-5.0	418	0.000	B,C	.020	S100S8-4020-5	FD1001-039			
140689	346	4.030	3.400	5.400	1.100	10.8	10.1	9.4	-5.0	421	0.000	B,C	.030	S100S8-4030-5	FD1001-039			
140690	348	4.040	3.400	5.400	1.100	10.9	10.2	9.5	-5.0	425	0.000	B,C	.040	S100S8-4040-5	FD1001-039			
146077	352	4.060	3.400	5.400	1.100	11.0	10.2	9.5	-5.0	430	0.000	B,C	.060	S100S8-4060-5	FD1001-039			
231589	363	4.125	3.400	5.400	1.100	11.4	10.6	9.9	-5.0	472	0.000	B,C	.125	S100S8-4125-5	FD1018-039			

**FOOTNOTES:** B = Oil Rail Support is Included, C = .927 Pin Diameter, D = .912 Pin Diameter, L = Limited Quantities Available, M = Made to Order

**TECH NOTE:** All listed compression ratios are calculated at zero deck clearance. Use the Deck Height Column as the amount to machine off the reference block height. The actual amount of milling required for your block may vary.



# FORD

## 351W STOCK BLOCK

.912 X 2.750 PIN FOR 5.090 & 5.956 ROD

Std Bore: 4.000

Ring package designed for: 1/16, 1/16, 3/16 Rings

Part #	Cubic Inches	Bore Size	Stroke	Rod Length	Comp. Distance	Head Cubic Centimeters			Dome Volume	Gram Weight	Deck Clearance	Footnote	Oversize	Ring Set Recommended	JE Pro Seal Head Gasket
						58cc	64cc	70cc							
						Compression Ratio									
338195	351	4.000	3.500	5.956	1.774	11.0	10.3	9.6	-5.0	518	-0.020	D,M	STD	S100S8-4000-5	FD1001-039
338196	354	4.010	3.500	5.956	1.774	11.1	10.3	9.6	-5.0		-0.020	D,M	.010	J100F8-4010-0	FD1001-039
338197	355	4.020	3.500	5.956	1.774	11.1	10.3	9.7	-5.0	530	-0.020	D,M	.200	S100S8-4020-5	FD1001-039
138730	357	4.030	3.500	5.956	1.774	11.2	10.4	9.7	-5.0	535	-0.020	D	.030	S100S8-4030-5	FD1001-039
138731	358	4.040	3.500	5.956	1.774	11.2	10.4	9.8	-5.0	543	-0.020	D	.040	S100S8-4040-5	FD1001-039
138732	362	4.060	3.500	5.956	1.774	11.3	10.5	9.8	-5.0	552	-0.020	D	.060	S100S8-4060-5	FD1001-039

## 351W STROKER COMBINATIONS

.912 X 2.750 PIN FOR 5.090 & 5.956 ROD

.927 X 2.750 PIN FOR 5.400, 6.125, 6.200, & 6.250 ROD

Std Bore: 4.000 (Stock Block), 4.125 (Aftermarket/SVO block)

Ring package designed for: 1/16, 1/16, 3/16 Rings

Part #	Cubic Inches	Bore Size	Stroke	Rod Length	Comp. Distance	Head Cubic Centimeters			Dome Volume	Gram Weight	Deck Clearance	Footnote	Oversize	Ring Set Recommended	JE Pro Seal Head Gasket
						58cc	64cc	70cc							
						Compression Ratio									
140692	377	4.030	3.700	6.200	1.430	11.7	10.9	10.2	-5.0	485	-0.020	C	.030	S100S8-4030-5	FD1001-039
329729	377	4.000	3.750	6.250	1.350	11.0	10.3	9.7	-5.0	450	-0.020	C,M	STD	S100S8-4000-5	FD1001-039
329730	378	4.005	3.750	6.250	1.350	11.1	10.3	9.7	-5.0	455	-0.020	C	.005	S100S8-4000-5	FD1001-039
329731	379	4.010	3.750	6.250	1.350	11.1	10.3	9.7	-5.0	458	-0.020	C,M	.010	J100F8-4010-0	FD1001-039
329732	381	4.020	3.750	6.250	1.350	11.1	10.3	9.7	-5.0	463	-0.020	C,M	.020	S100S8-4020-5	FD1001-039
206060	383	4.030	3.750	6.250	1.350	11.1	10.4	9.8	-5.0	468	-0.025	C	.030	S100S8-4030-5	FD1001-039
321412	390	4.040	3.750	6.250	1.350	11.1	10.4	9.8	-5.0	473	-0.025	C,M	.040	S100S8-4040-5	FD1001-039
329733	388	4.060	3.750	6.250	1.350	11.2	10.5	9.9	-5.0	480	-0.025	C,M	.060	S100S8-4060-5	FD1001-039
329729	382	4.000	3.800	6.250	1.350	11.9	11.0	10.3	-5.0	450	-0.025	C,M	STD	S100S8-4000-5	FD1001-039
329730	383	4.005	3.800	6.250	1.350	11.9	11.0	10.3	-5.0	455	-0.025	C	.005	S100S8-4000-5	FD1001-039
329731	384	4.010	3.800	6.250	1.350	11.9	11.1	10.3	-5.0	458	-0.025	C,M	.010	J100F8-4010-0	FD1001-039
329732	386	4.020	3.800	6.250	1.350	11.9	11.1	10.4	-5.0	463	-0.025	C,M	.020	S100S8-4020-5	FD1001-039
206060	388	4.030	3.800	6.250	1.350	12.0	11.2	10.5	-5.0	468	-0.025	C	.030	S100S8-4030-5	FD1001-039
321412	390	4.040	3.800	6.250	1.350	12.0	11.2	10.5	-5.0	473	-0.025	C	.040	S100S8-4040-5	FD1001-039
329733	394	4.060	3.800	6.250	1.350	12.1	11.3	10.6	-5.0	480	-0.025	C,M	.060	S100S8-4060-5	FD1001-039
151866	387	4.000	3.850	5.956	1.600	12.0	11.2	10.5	-5.0	497	-0.019	D,M	STD	S100S8-4000-5	FD1001-039
329699	388	4.005	3.850	5.956	1.600	12.1	11.2	10.5	-5.0	500	-0.019	D	.005	S100S8-4000-5	FD1001-039
329700	389	4.010	3.850	5.956	1.600	12.1	11.2	10.5	-5.0	501	-0.019	D,M	.010	J100F8-4010-0	FD1001-039
138733	391	4.020	3.850	5.956	1.600	12.2	11.3	10.6	-5.0	503	-0.019	D,M	.020	S100S8-4020-5	FD1001-039
138734	392	4.030	3.850	5.956	1.600	12.2	11.3	10.6	-5.0	511	-0.019	D	.030	S100S8-4030-5	FD1001-039
138735	394	4.040	3.850	5.956	1.600	12.2	11.4	10.6	-5.0	518	-0.019	D	.040	S100S8-4040-5	FD1001-039
138736	398	4.060	3.850	5.956	1.600	12.3	11.5	10.7	-5.0	524	-0.019	D,M	.060	S100S8-4060-5	FD1001-039
329729	387	4.000	3.850	6.200	1.350	12.0	11.2	10.5	-5.0	450	-0.025	C,M	STD	S100S8-4000-5	FD1001-039
329730	388	4.005	3.850	6.200	1.350	12.1	11.2	10.5	-5.0	455	-0.025	C	.005	S100S8-4000-5	FD1001-039
329731	389	4.010	3.850	6.200	1.350	12.1	11.2	10.5	-5.0	458	-0.025	C	.010	J100F8-4010-0	FD1001-039
329732	391	4.020	3.850	6.200	1.350	12.2	11.3	10.6	-5.0	463	-0.025	C,M	.020	S100S8-4020-5	FD1001-039
206060	393	4.030	3.850	6.200	1.350	12.2	11.3	10.6	-5.0	468	-0.025	C	.030	S100S8-4030-5	FD1001-039
321412	394	4.040	3.850	6.200	1.350	12.2	11.4	10.6	-5.0	473	-0.025	C	.040	S100S8-4040-5	FD1001-039
329733	398	4.060	3.850	6.200	1.350	12.3	11.5	10.7	-5.0	480	-0.025	C,M	.060	S100S8-4060-5	FD1001-039
329729	390	4.000	3.875	6.200	1.350	12.1	11.3	10.5	-5.0	450	-0.013	C,M	STD	S100S8-4000-5	FD1001-039
329730	391	4.005	3.875	6.200	1.350	12.1	11.3	10.5	-5.0	455	-0.013	C	.005	S100S8-4000-5	FD1001-039
329731	392	4.010	3.875	6.200	1.350	12.2	11.3	10.6	-5.0	458	-0.013	C,M	.010	J100F8-4010-0	FD1001-039
329732	393	4.020	3.875	6.200	1.350	12.2	11.3	10.6	-5.0	463	-0.013	C,M	.020	S100S8-4020-5	FD1001-039
206060	395	4.030	3.875	6.200	1.350	12.3	11.4	10.6	-5.0	468	-0.013	C	.030	S100S8-4030-5	FD1001-039

**FOOTNOTES:** B = Oil Rail Support is Included, C = .927 Pin Diameter, D = .912 Pin Diameter, L = Limited Quantities Available, M = Made to Order  
**TECH NOTE:** All listed compression ratios are calculated at zero deck clearance. Use the Deck Height Column as the amount to machine off the reference block height. The actual amount of milling required for your block may vary.



# FORD

## 351W STROKER COMBINATIONS (CONTINUED)

.912 X 2.750 PIN FOR 5.090 & 5.956 ROD  
 .927 X 2.750 PIN FOR 5.400, 6.125, 6.200, & 6.250 ROD      Std Bore: 4.000 (Stock Block), 4.125 (Aftermarket/SVO block)      Ring package designed for: 1/16, 1/16, 3/16 Rings

Part #	Cubic Inches	Bore Size	Stroke	Rod Length	Comp. Distance	Head Cubic Centimeters			Dome Volume	Gram Weight	Deck Clearance	Footnote	Oversize	Ring Set Recommended	JE Pro Seal Head Gasket
						58cc	64cc	70cc							
						Compression Ratio									
321412	397	4.040	3.875	6.200	1.350	12.3	11.4	10.6	-5.0	473	-0.013	C,M	.040	S100S8-4040-5	FD1001-039
329733	401	4.060	3.875	6.200	1.350	12.4	11.5	10.8	-5.0	480	-0.013	C,M	.060	S100S8-4060-5	FD1001-039
329734	387	4.000	3.850	6.250	1.300	12.0	11.2	10.5	-5.0	445	-0.025	C,M	STD	S100S8-4000-5	FD1001-039
329735	388	4.005	3.850	6.250	1.300	12.1	11.2	10.5	-5.0	449	-0.025	C	.005	S100S8-4000-5	FD1001-039
329736	389	4.010	3.850	6.250	1.300	12.1	11.2	10.5	-5.0	450	-0.025	C,M	.010	J100F8-4010-0	FD1001-039
329737	391	4.020	3.850	6.250	1.300	12.2	11.3	10.6	-5.0	455	-0.025	C,M	.020	S100S8-4020-5	FD1001-039
206059	393	4.030	3.850	6.250	1.300	12.2	11.3	10.6	-5.0	458	-0.025	C	.030	S100S8-4030-5	FD1001-039
321413	395	4.040	3.850	6.250	1.300	12.2	11.3	10.6	-5.0	480	-0.025	C,M	.040	S100S8-4040-5	FD1001-039
329738	398	4.060	3.850	6.250	1.300	12.3	11.5	10.7	-5.0	480	-0.025	C,M	.060	S100S8-4060-5	FD1001-039
329734	390	4.000	3.875	6.250	1.300	12.1	11.3	10.5	-5.0	445	-0.013	C,M	STD	S100S8-4000-5	FD1001-039
329735	391	4.005	3.875	6.250	1.300	12.1	11.3	10.5	-5.0	449	-0.013	C	.005	S100S8-4000-5	FD1001-039
329736	392	4.010	3.875	6.250	1.300	12.2	11.3	10.6	-5.0	450	-0.013	C,M	.010	J100F8-4010-0	FD1001-039
329737	393	4.020	3.875	6.250	1.300	12.2	11.3	10.6	-5.0	455	-0.013	C,M	.020	S100S8-4020-5	FD1001-039
206059	395	4.030	3.875	6.250	1.300	12.3	11.4	10.6	-5.0	458	-0.013	C	.030	S100S8-4030-5	FD1001-039
321413	397	4.040	3.875	6.250	1.300	12.3	11.4	10.6	-5.0	480	-0.013	C,M	.040	S100S8-4040-5	FD1001-039
329738	401	4.060	3.875	6.250	1.300	12.4	11.5	10.8	-5.0	480	-0.013	C,M	.060	S100S8-4060-5	FD1001-039
329729	402	4.000	4.000	6.125	1.350	12.5	11.6	10.8	-5.0	450	-0.025	C,M	STD	S100S8-4000-5	FD1001-039
329730	403	4.005	4.000	6.125	1.350	12.5	11.6	10.8	-5.0	455	-0.025	C	.005	S100S8-4000-5	FD1001-039
329731	404	4.010	4.000	6.125	1.350	12.5	11.6	10.9	-5.0	458	-0.025	C,M	.010	J100F8-4010-0	FD1001-039
329732	406	4.020	4.000	6.125	1.350	12.6	11.7	10.9	-5.0	463	-0.025	C,M	.020	S100S8-4020-5	FD1001-039
206060	408	4.030	4.000	6.125	1.350	12.6	11.7	11.0	-5.0	468	-0.025	C	.030	S100S8-4030-5	FD1001-039
321412	410	4.040	4.000	6.125	1.350	12.6	11.7	11.0	-5.0	473	-0.025	C,M	.040	S100S8-4040-5	FD1001-039
329733	414	4.060	4.000	6.125	1.350	12.8	11.9	11.1	-5.0	480	-0.025	C,M	.060	S100S8-4060-5	FD1001-039
329734	402	4.000	4.000	6.200	1.300	12.4	11.5	10.8	-5.0	445	0.000	C,M	STD	S100S8-4000-5	FD1001-039
329735	403	4.005	4.000	6.200	1.300	12.4	11.6	10.8	-5.0	449	0.000	C	.005	S100S8-4000-5	FD1001-039
329736	404	4.010	4.000	6.200	1.300	12.5	11.6	10.8	-5.0	450	0.000	C,M	.010	J100F8-4010-0	FD1001-039
329737	406	4.020	4.000	6.200	1.300	12.5	11.6	10.9	-5.0	455	0.000	C,M	.020	S100S8-4020-5	FD1001-039
206059	408	4.030	4.000	6.200	1.300	12.6	11.7	11.0	-5.0	458	0.000	C	.030	S100S8-4030-5	FD1001-039
321413	410	4.040	4.000	6.200	1.300	12.6	11.7	11.0	-5.0	480	0.000	C,M	.040	S100S8-4040-5	FD1001-039
329738	414	4.060	4.000	6.200	1.300	12.7	11.8	11.0	-5.0	480	0.000	C,M	.060	S100S8-4060-5	FD1001-039
329701	402	4.000	4.000	6.250	1.230	12.5	11.6	10.8	-5.0	445	-0.020	C,M	STD	S100S8-4000-5	FD1001-039
329702	403	4.005	4.000	6.250	1.230	12.5	11.6	10.8	-5.0	449	-0.020	C	.005	S100S8-4000-5	FD1001-039
329703	404	4.010	4.000	6.250	1.230	12.5	11.6	10.9	-5.0	450	-0.020	C,M	.010	J100F8-4010-0	FD1001-039
329704	406	4.020	4.000	6.250	1.230	12.6	11.7	10.9	-5.0	455	-0.020	C,M	.020	S100S8-4020-5	FD1001-039
206057	408	4.030	4.000	6.250	1.230	12.6	11.7	11.0	-5.0	442	-0.020	C	.030	S100S8-4030-5	FD1001-039
206058	408	4.040	4.000	6.250	1.230	12.6	11.7	11.0	-5.0	449	-0.020	C	.040	S100S8-4040-5	FD1001-039
329705	414	4.060	4.000	6.250	1.230	12.8	11.9	11.1	-5.0	455	-0.020	C	.060	S100S8-4060-5	FD1001-039
231591	427	4.125	4.000	6.250	1.230	13.2	12.2	11.4	-5.0	460	-0.020	C	.125	S100S8-4125-5	FD1018-039
329734	412	4.000	4.100	6.125	1.300	12.8	11.8	11.1	-5.0	445	-0.025	C,M	STD	S100S8-4000-5	FD1001-039
329735	413	4.005	4.100	6.125	1.300	12.8	11.9	11.1	-5.0	449	-0.025	C	.005	S100S8-4000-5	FD1001-039
329736	414	4.010	4.100	6.125	1.300	12.8	11.9	11.1	-5.0	450	-0.025	C	.010	J100F8-4010-0	FD1001-039
329737	416	4.020	4.100	6.125	1.300	12.9	11.9	11.2	-5.0	455	-0.025	C	.020	S100S8-4020-5	FD1001-039
206059	418	4.030	4.100	6.125	1.300	12.9	12.0	11.2	-5.0	458	-0.025	C	.030	S100S8-4030-5	FD1001-039
321413	420	4.040	4.100	6.125	1.300	12.9	12.0	11.2	-5.0	480	-0.025	C,M	.040	S100S8-4040-5	FD1001-039
329738	425	4.060	4.100	6.125	1.300	13.1	12.1	11.3	-5.0	480	-0.025	C,M	.060	S100S8-4060-5	FD1001-039

SRP PISTONS

**TECH NOTE:** All listed compression ratios are calculated at zero deck clearance. Use the Deck Height Column as the amount to machine off the reference block height. The actual amount of milling required for your block may vary.

**FOOTNOTES:** B = Oil Rail Support is Included, C = .927 Pin Diameter, D = .912 Pin Diameter, L = Limited Quantities Available, M = Made to Order

# FORD

## 351W STROKER COMBINATIONS (CONTINUED)

Part #	Cubic Inches	Bore Size	Stroke	Rod Length	Comp. Distance	Head Cubic Centimeters			Dome Volume	Gram Weight	Deck Clearance	Footnote	Oversize	Ring Set Recommended	JE Pro Seal Head Gasket
						58cc	64cc	70cc							
						Compression Ratio									
.912 X 2.750 PIN FOR 5.090 & 5.956 ROD															
.927 X 2.750 PIN FOR 5.400, 6.125, 6.200, & 6.250 ROD															
						Std Bore: 4.000 (Stock Block), 4.125 (Aftermarket/SVO block)				Ring package designed for: 1/16, 1/16, 3/16 Rings					
329701	412	4.000	4.100	6.200	1.230	12.8	11.8	11.1	-5.0	445	-0.020	C	STD	S100S8-4000-5	FD1001-039
329702	413	4.005	4.100	6.200	1.230	12.8	11.9	11.1	-5.0	449	-0.020	C	.005	S100S8-4000-5	FD1001-039
329703	414	4.010	4.100	6.200	1.230	12.8	11.9	11.1	-5.0	450	-0.020	C,M	.010	J100F8-4010-0	FD1001-039
329704	416	4.020	4.100	6.200	1.230	12.9	11.9	11.2	-5.0	455	-0.020	C	.020	S100S8-4020-5	FD1001-039
206057	418	4.030	4.100	6.200	1.230	12.9	12.0	11.2	-5.0	442	-0.020	C	.030	S100S8-4030-5	FD1001-039
206058	418	4.040	4.100	6.200	1.230	12.9	12.0	11.2	-5.0	449	-0.020	C	.040	S100S8-4040-5	FD1001-039
329705	425	4.060	4.100	6.200	1.230	13.1	12.1	11.3	-5.0	455	-0.020	C	.060	S100S8-4060-5	FD1001-039
329713	427	4.000	4.250	6.250	1.100	13.2	12.2	11.4	-5.0	405	0.000	B,C	STD	S100S8-4000-5	FD1001-039
197560	430	4.005	4.250	6.250	1.100	13.2	12.3	11.5	-5.0	411	0.000	B,C,M	.005	S100S8-4000-5	FD1001-039
329714	429	4.010	4.250	6.250	1.100	13.2	12.3	11.5	-5.0	416	0.000	B,C	.010	J100F8-4010-0	FD1001-039
140688	433	4.020	4.250	6.250	1.100	13.3	12.3	11.5	-5.0	418	0.000	B,C	.020	S100S8-4020-5	FD1001-039
140689	434	4.030	4.250	6.250	1.100	13.3	12.4	11.6	-5.0	421	0.000	B,C	.030	S100S8-4030-5	FD1001-039
140690	435	4.040	4.250	6.250	1.100	13.4	12.5	11.7	-5.0	425	0.000	B,C	.040	S100S8-4040-5	FD1001-039
146077	437	4.060	4.250	6.250	1.100	13.5	12.6	11.7	-5.0	430	0.000	B,C	.060	S100S8-4060-5	FD1001-039
231589	454	4.125	4.250	6.250	1.100	13.9	12.9	12.0	-5.0	472	0.000	B,C	.125	S100S8-4125-5	FD1018-039

**TECH NOTE:** All listed compression ratios are calculated at zero deck clearance. Use the Deck Height Column as the amount to machine off the reference block height. The actual amount of milling required for your block may vary.

**FOOTNOTES:** B = Oil Rail Support is Included, C = .927 Pin Diameter, D = .912 Pin Diameter, L = Limited Quantities Available, M = Made to Order

## WINDSOR DISH

- Fits Ford® TFS®, GT40®, Canfield®, Brodix® Track I, OE & Dart® Windsor.
- Does not fit Twisted Wedge®, N351 or Edlebrock 7721.
- 4032 low expansion high silicon aluminum alloy heat treated to SRP specifications
- CNC Machined ring grooves accept 1/16, 1/16, 3/16 rings (Rings Sold Separately)
- Includes wrist pin see footnotes for diameter D=912x2750 140 wall, C=927x2750 150 wall



## 302 STOCK BLOCK

Part #	Cubic Inches	Bore Size	Stroke	Rod Length	Comp. Distance	Head Cubic Centimeters			Dome Volume	Gram Weight	Deck Clearance	Footnote	Oversize	Ring Set Recommended	JE Pro Seal Head Gasket
						58cc	64cc	70cc							
						Compression Ratio									
.912 X 2.750 PIN FOR 5.090 & 5.956 ROD															
.927 X 2.750 PIN FOR 5.400, 6.125, 6.200, & 6.250 ROD															
						Std Bore: 4.000				Ring package designed for: 1/16, 1/16, 3/16 Rings					
329740	302	4.000	3.000	5.090	1.600	8.5	8.0	7.5	-14.5	474	-0.010	D,M	STD	S100S8-4000-5	FD1001-039
329741	302	4.005	3.000	5.090	1.600	8.5	8.0	7.5	-14.5	475	-0.010	D	.005	S100S8-4000-5	FD1001-039
329742	303	4.010	3.000	5.090	1.600	8.5	8.0	7.5	-14.5	480	-0.010	D,M	.010	J100F8-4010-5	FD1001-039
329743	305	4.020	3.000	5.090	1.600	8.5	8.0	7.5	-14.5	488	-0.010	D	.020	S100S8-4020-5	FD1001-039
138726	306	4.030	3.000	5.090	1.600	8.5	8.0	7.5	-14.5	493	-0.010	D	.030	S100S8-4030-5	FD1001-039
138727	307	4.040	3.000	5.090	1.600	8.5	8.0	7.5	-14.5	501	-0.010	D	.040	S100S8-4040-5	FD1001-039
138728	310	4.060	3.000	5.090	1.600	8.6	8.1	7.6	-14.5	512	-0.010	D,M	.060	S100S8-4060-5	FD1001-039
206067	326	4.000	3.250	5.400	1.165	9.0	8.5	8.0	-15.0	408	-0.010	B,C,L	.STD	S100S8-4000-5	FD1000-039
206068	331	4.030	3.250	5.400	1.165	9.0	8.5	8.0	-15.0	419	-0.010	B,C	.030	S100S8-4030-5	FD1001-039
231573	347	4.125	3.250	5.400	1.165	9.4	8.9	8.4	-15.0	428	-0.010	B,C,M	.125	S100S8-4125-5	FD1018-039
151867	341	4.000	3.400	5.400	1.100	9.8	9.2	8.7	-12.5	392	0.000	B,C,M	.STD	S100S8-4000-5	FD1000-039
329744	343	4.005	3.400	5.400	1.100	9.8	9.2	8.7	-12.5	395	0.000	B,C	.005	S100S8-4000-5	FD1001-039

**TECH NOTE:** All listed compression ratios are calculated at zero deck clearance. The deck clearance listed assumes a 8.200" (302) or 9.500" (351W) deck height.

**FOOTNOTES:** B = Oil Rail Support is Included, C = .927 Pin Diameter, D = .912 Pin Diameter, L = Limited Quantities Available, M = Made to Order





# FORD

## 302 STOCK BLOCK

		.912 X 2.750 PIN FOR 5.090 & 5.956 ROD				.927 X 2.750 PIN FOR 5.400, 6.125, 6.200, & 6.250 ROD				Std Bore: 4.000		Ring package designed for: 1/16, 1/16, 3/16 Rings					
Part #	Cubic Inches	Bore Size	Stroke	Rod Length	Comp. Distance	Head Cubic Centimeters			Dome Volume	Gram Weight	Deck Clearance	Footnote	Oversize	Ring Set Recommended	JE Pro Seal Head Gasket		
						58cc	64cc	70cc									
						Compression Ratio											
329745	344	4.010	3.400	5.400	1.100	9.8	9.2	8.7	-12.5	400	0.000	B,C,M	.010	J100F8-4010-0	FD1001-039		
329746	345	4.020	3.400	5.400	1.100	9.9	9.3	8.7	-12.5	404	0.000	B,C	.020	S100S8-4020-5	FD1001-039		
151868	346	4.030	3.400	5.400	1.100	9.9	9.3	8.7	-12.5	408	0.000	B,C	.030	S100S8-4030-5	FD1001-039		
321419	349	4.040	3.400	5.400	1.100	10.0	9.4	8.8	-12.5	411	0.000	B,C,M	.040	S100S8-4040-5	FD1001-039		
329747	352	4.060	3.400	5.400	1.100	10.0	9.4	8.8	-12.5	414	0.000	B,C,M	.060	S100S8-4060-5	FD1001-039		
231569	363	4.125	3.400	5.400	1.100	10.3	9.7	9.1	-12.5	416	0.000	B,C	.125	S100S8-4125-5	FD1018-039		

## 351W STOCK BLOCK

		.912 X 2.750 PIN FOR 5.090 & 5.956 ROD				.927 X 2.750 PIN FOR 5.400, 6.125, 6.200, & 6.250 ROD				Std Bore: 4.000		Ring package designed for: 1/16, 1/16, 3/16 Rings					
Part #	Cubic Inches	Bore Size	Stroke	Rod Length	Comp. Distance	Head Cubic Centimeters			Dome Volume	Gram Weight	Deck Clearance	Footnote	Oversize	Ring Set Recommended	JE Pro Seal Head Gasket		
						58cc	64cc	70cc									
						Compression Ratio											
149606	357	4.030	3.500	5.956	1.784	9.8	9.2	8.7	-14.0	526	-0.010	D	.030	S100S8-4030-5	FD1001-039		
149607	388	4.040	3.500	5.956	1.784	9.8	9.2	8.7	-14.0	531	-0.010	D	.040	S100S8-4040-5	FD1001-039		
138722	357	4.030	3.500	5.956	1.774	8.7	8.2	7.8	-24.0	533	-0.020	D	.030	S100S8-4030-5	FD1001-039		

## 351W STROKER COMBINATIONS

		.912 X 2.750 PIN FOR 5.090 & 5.956 ROD				.927 X 2.750 PIN FOR 5.400, 6.125, 6.200, & 6.250 ROD				Std Bore: 4.000		Ring package designed for: 1/16, 1/16, 3/16 Rings					
Part #	Cubic Inches	Bore Size	Stroke	Rod Length	Comp. Distance	Head Cubic Centimeters			Dome Volume	Gram Weight	Deck Clearance	Footnote	Oversize	Ring Set Recommended	JE Pro Seal Head Gasket		
						58cc	64cc	70cc									
						Compression Ratio											
329748	377	4.000	3.750	6.250	1.350	8.4	8.0	7.6	-32.0	448	-0.025	C,M	STD	S100S8-4000-5	FD1001-039		
329749	378	4.005	3.750	6.250	1.350	8.4	8.0	7.7	-32.0	450	-0.025	C	.005	S100S8-4000-5	FD1001-039		
329750	379	4.010	3.750	6.250	1.350	8.4	8.0	7.7	-32.0	452	-0.025	C,M	.010	J100F8-4010-0	FD1001-039		
329751	381	4.020	3.750	6.250	1.350	8.5	8.1	7.7	-32.0	458	-0.025	C	.020	S100S8-4020-5	FD1001-039		
206064	383	4.030	3.750	6.250	1.350	8.5	8.1	7.7	-32.0	462	-0.025	C	.030	S100S8-4030-5	FD1001-039		
321416	385	4.040	3.750	6.250	1.350	8.5	8.1	7.7	-32.0	469	-0.025	C,M	.040	S100S8-4040-5	FD1001-039		
329752	388	4.060	3.750	6.250	1.350	8.6	8.2	7.8	-32.0	475	-0.025	C,M	.060	S100S8-4060-5	FD1001-039		
329748	382	4.000	3.800	6.250	1.350	8.9	8.5	8.0	-32.0	448	0.000	C,M	STD	S100S8-4000-5	FD1001-039		
329749	383	4.005	3.800	6.250	1.350	8.9	8.5	8.1	-32.0	450	0.000	C	.005	S100S8-4000-5	FD1001-039		
329750	384	4.010	3.800	6.250	1.350	8.9	8.5	8.1	-32.0	452	0.000	C	.010	J100F8-4010-0	FD1001-039		
329751	386	4.020	3.800	6.250	1.350	9.0	8.5	8.1	-32.0	458	0.000	C,M	.020	S100S8-4020-5	FD1001-039		
206064	388	4.030	3.800	6.250	1.350	9.0	8.6	8.2	-32.0	462	0.000	C	.030	S100S8-4030-5	FD1001-039		
321416	390	4.040	3.800	6.250	1.350	9.0	8.6	8.2	-32.0	469	0.000	C,M	.040	S100S8-4040-5	FD1001-039		
329752	394	4.060	3.800	6.250	1.350	9.1	8.7	8.2	-32.0	475	0.000	C,M	.060	S100S8-4060-5	FD1001-039		
329740	387	4.000	3.850	5.956	1.600	10.3	9.7	9.1	-14.5	474	-0.019	D,M	STD	S100S8-4000-5	FD1001-039		
329741	388	4.005	3.850	5.956	1.600	10.3	9.7	9.1	-14.5	475	-0.019	D	.005	S100S8-4000-5	FD1001-039		
329742	389	4.010	3.850	5.956	1.600	10.3	9.7	9.2	-14.5	480	-0.019	D,M	.010	J100F8-4010-0	FD1001-039		
329743	391	4.020	3.850	5.956	1.600	10.4	9.8	9.2	-14.5	488	-0.019	D,M	.020	S100S8-4020-5	FD1001-039		
138726	392	4.030	3.850	5.956	1.600	10.4	9.8	9.2	-14.5	493	-0.019	D	.030	S100S8-4030-5	FD1001-039		
138727	394	4.040	3.850	5.956	1.600	10.5	9.9	9.3	-14.5	501	-0.019	D	.040	S100S8-4040-5	FD1001-039		
138728	398	4.060	3.850	5.956	1.600	10.5	9.9	9.3	-14.5	512	-0.019	D,M	.060	S100S8-4060-5	FD1001-039		
329748	387	4.000	3.850	6.200	1.350	8.6	8.2	7.8	-32.0	448	-0.025	C,M	STD	S100S8-4000-5	FD1001-039		
329749	388	4.005	3.850	6.200	1.350	8.6	8.2	7.8	-32.0	450	-0.025	C	.005	S100S8-4000-5	FD1001-039		
329750	389	4.010	3.850	6.200	1.350	8.6	8.2	7.9	-32.0	452	-0.025	C,M	.010	J100F8-4010-0	FD1001-039		
329751	391	4.020	3.850	6.200	1.350	8.7	8.3	7.9	-32.0	458	-0.025	C,M	.020	S100S8-4020-5	FD1001-039		
206064	393	4.030	3.850	6.200	1.350	8.7	8.3	7.9	-32.0	462	-0.025	C	.030	S100S8-4030-5	FD1001-039		
321416	395	4.040	3.850	6.200	1.350	8.7	8.3	7.9	-32.0	469	-0.025	C,M	.040	S100S8-4040-5	FD1001-039		
329752	399	4.060	3.850	6.200	1.350	8.8	8.4	8.0	-32.0	475	-0.025	C	.060	S100S8-4060-5	FD1001-039		
329754	387	4.000	3.850	6.250	1.300	8.9	8.5	8.1	-28.0	430	-0.025	C,M	STD	S100S8-4000-5	FD1001-039		
329755	388	4.005	3.850	6.250	1.300	8.9	8.5	8.1	-28.0	435	-0.025	C,M	.005	S100S8-4000-5	FD1001-039		
329756	389	4.010	3.850	6.250	1.300	8.9	8.5	8.1	-28.0	440	-0.025	C,M	.010	J100F8-4010-0	FD1001-039		
329757	391	4.020	3.850	6.250	1.300	9.0	8.6	8.1	-28.0	444	-0.025	C	.020	S100S8-4020-5	FD1001-039		
206063	393	4.030	3.850	6.250	1.300	9.0	8.6	8.2	-28.0	450	-0.025	C	.030	S100S8-4030-5	FD1001-039		

**TECH NOTE:** All listed compression ratios are calculated at zero deck clearance. The deck clearance listed assumes a 8.200" (302) or 9.500" (351W) deck height.

**FOOTNOTES:** B = Oil Rail Support is Included, C = .927 Pin Diameter, D = .912 Pin Diameter, L = Limited Quantities Available, M = Made to Order

SRP PISTONS

# FORD

## 351W STROKER COMBINATIONS (CONTINUED)

.912 X 2.750 PIN FOR 5.090 & 5.956 ROD  
 .927 X 2.750 PIN FOR 5.400, 6.125, 6.200, & 6.250 ROD

Std Bore: 4.000

Ring package designed for: 1/16, 1/16, 3/16 Rings

Part #	Cubic Inches	Bore Size	Stroke	Rod Length	Comp. Distance	Head Cubic Centimeters			Dome Volume	Gram Weight	Deck Clearance	Footnote	Oversize	Ring Set Recommended	JE Pro Seal Head Gasket
						58cc	64cc	70cc							
						Compression Ratio									
321417	395	4.040	3.850	6.250	1.300	9.0	8.6	8.2	-28.0	457	-0.025	C,M	.040	S100S8-4040-5	FD1001-039
329758	399	4.060	3.850	6.250	1.300	9.1	8.7	8.3	-28.0	465	-0.025	C,M	.060	S100S8-4060-5	FD1001-039
231597	411	4.125	3.850	6.250	1.300	9.4	9.0	8.5	-28.0	452	-0.025	C	.125	S100S8-4125-5	FD1018-039
329748	390	4.000	3.875	6.200	1.350	8.8	8.4	8.0	-32.0	448	-0.013	C,M	STD	S100S8-4000-5	FD1001-039
329749	391	4.005	3.875	6.200	1.350	8.9	8.4	8.0	-32.0	450	-0.013	C	.005	S100S8-4000-5	FD1001-039
329750	392	4.010	3.875	6.200	1.350	8.9	8.4	8.0	-32.0	452	-0.013	C,M	.010	J100F8-4010-0	FD1001-039
329751	393	4.020	3.875	6.200	1.350	8.9	8.5	8.1	-32.0	458	-0.013	C	.020	S100S8-4020-5	FD1001-039
206064	395	4.030	3.875	6.200	1.350	9.0	8.5	8.0	-32.0	462	-0.013	C	.030	S100S8-4030-5	FD1001-039
321416	397	4.040	3.875	6.200	1.350	9.0	8.5	8.0	-32.0	469	-0.013	C,M	.040	S100S8-4040-5	FD1001-039
329752	401	4.060	3.875	6.200	1.350	9.1	8.6	8.2	-32.0	475	-0.013	C	.060	S100S8-4060-5	FD1001-039
329754	390	4.000	3.875	6.250	1.300	9.2	8.7	8.3	-28.0	430	-0.013	C,M	STD	S100S8-4000-5	FD1001-039
329755	391	4.005	3.875	6.250	1.300	9.2	8.7	8.3	-28.0	435	-0.013	C	.005	S100S8-4000-5	FD1001-039
329756	392	4.010	3.875	6.250	1.300	9.2	8.7	8.3	-28.0	440	-0.013	C,M	.010	J100F8-4010-0	FD1001-039
329757	393	4.020	3.875	6.250	1.300	9.3	8.7	8.3	-28.0	444	-0.013	C	.020	S100S8-4020-5	FD1001-039
206063	395	4.030	3.875	6.250	1.300	9.3	8.8	8.3	-28.0	450	-0.013	C	.030	S100S8-4030-5	FD1001-039
321417	395	4.040	3.875	6.250	1.300	9.3	8.8	8.4	-28.0	457	-0.013	C	.040	S100S8-4040-5	FD1001-039
329758	401	4.060	3.875	6.250	1.300	9.4	8.9	8.5	-28.0	465	-0.013	C,M	.060	S100S8-4060-5	FD1001-039
329748	402	4.000	4.000	6.125	1.350	8.9	8.5	8.1	-32.0	448	-0.025	C,M	STD	S100S8-4000-5	FD1001-039
329749	403	4.005	4.000	6.125	1.350	8.9	8.5	8.1	-32.0	450	-0.025	C	.005	S100S8-4000-5	FD1001-039
329750	404	4.010	4.000	6.125	1.350	8.9	8.5	8.1	-32.0	452	-0.025	C,M	.010	J100F8-4010-0	FD1001-039
329751	406	4.020	4.000	6.125	1.350	9.0	8.5	8.1	-32.0	458	-0.025	C	.020	S100S8-4020-5	FD1001-039
206064	408	4.030	4.000	6.125	1.350	9.0	8.6	8.2	-32.0	462	-0.025	C	.030	S100S8-4030-5	FD1001-039
321416	410	4.040	4.000	6.125	1.350	9.0	8.6	8.2	-32.0	469	-0.025	C,M	.040	S100S8-4040-5	FD1001-039
329752	414	4.060	4.000	6.125	1.350	9.1	8.7	8.3	-32.0	475	-0.025	C,M	.060	S100S8-4060-5	FD1001-039
329754	402	4.000	4.000	6.200	1.300	9.7	9.2	8.7	-28.0	430	0.000	C,M	STD	S100S8-4000-5	FD1001-039
329755	403	4.005	4.000	6.200	1.300	9.7	9.2	8.7	-28.0	435	0.000	C	.005	S100S8-4000-5	FD1001-039
329756	404	4.010	4.000	6.200	1.300	9.7	9.2	8.7	-28.0	440	0.000	C,M	.010	J100F8-4010-0	FD1001-039
329757	406	4.020	4.000	6.200	1.300	9.7	9.2	8.8	-28.0	444	0.000	C	.020	S100S8-4020-5	FD1001-039
206063	408	4.030	4.000	6.200	1.300	9.8	9.3	8.8	-28.0	450	0.000	C	.030	S100S8-4030-5	FD1001-039
321417	410	4.040	4.000	6.200	1.300	9.8	9.3	8.8	-28.0	457	0.000	C,M	.040	S100S8-4040-5	FD1001-039
329758	414	4.060	4.000	6.200	1.300	9.9	9.4	8.9	-28.0	465	0.000	C	.060	S100S8-4060-5	FD1001-039
329759	402	4.000	4.000	6.250	1.230	10.1	9.6	9.1	-19.0	418	-0.020	C,M	STD	S100S8-4000-5	FD1001-039
329760	403	4.005	4.000	6.250	1.230	10.1	9.6	9.1	-19.0	422	-0.020	C,M	.005	S100S8-4000-5	FD1001-039
329761	404	4.010	4.000	6.250	1.230	10.2	9.6	9.1	-19.0	426	-0.020	C,M	.010	J100F8-4010-0	FD1001-039
329762	406	4.020	4.000	6.250	1.230	10.2	9.6	9.1	-19.0	430	-0.020	C	.020	S100S8-4020-5	FD1001-039
206061	408	4.030	4.000	6.250	1.230	10.3	9.7	9.2	-19.0	434	-0.020	C	.030	S100S8-4030-5	FD1001-039
206062	410	4.040	4.000	6.250	1.230	10.3	9.7	9.2	-19.0	439	-0.020	C	.040	S100S8-4040-5	FD1001-039
329763	414	4.060	4.000	6.250	1.230	10.4	9.8	9.3	-19.0	448	-0.020	C	.060	S100S8-4060-5	FD1001-039
231596	427	4.125	4.000	6.250	1.230	10.7	10.1	9.5	-19.0	436	-0.020	C	.125	S100S8-4125-5	FD1018-039
329754	412	4.000	4.100	6.125	1.300	9.4	8.9	8.5	-28.0	430	-0.025	C,M	STD	S100S8-4000-5	FD1001-039
329755	413	4.005	4.100	6.125	1.300	9.4	9.0	8.5	-28.0	435	-0.025	C	.005	S100S8-4000-5	FD1001-039
329756	414	4.010	4.100	6.125	1.300	9.5	9.0	8.6	-28.0	440	-0.025	C,M	.010	J100F8-4010-0	FD1001-039

CONTINUED ON NEXT PAGE >>

TECH NOTE: The deck clearance listed assumes a 8.200" (302) or 9.500" (351W) deck height.

FOOTNOTES: C = .927 Pin Diameter,, M = Made to Order

All SRP Pistons are specifically designed to utilize high quality JE Pro Seal Piston Rings. For those looking for a more affordable, high quality piston ring ask if Sportsman rings (S100 series) are available for your application.





# FORD

## 351W STROKER COMBINATIONS (CONTINUED)

.912 X 2.750 PIN FOR 5.090 & 5.956 ROD  
 .927 X 2.750 PIN FOR 5.400, 6.125, 6.200, & 6.250 ROD

Std Bore: 4.000

Ring package designed for: 1/16, 1/16, 3/16 Rings

Part #	Cubic Inches	Bore Size	Stroke	Rod Length	Comp. Distance	Head Cubic Centimeters			Dome Volume	Gram Weight	Deck Clearance	Footnote	Oversize	Ring Set Recommended	JE Pro Seal Head Gasket		
						58cc	64cc	70cc									
						Compression Ratio											
329757	416	4.020	4.100	6.125	1.300	9.5	9.0	8.6	-28.0	444	-0.025	C	.020	S100S8-4020-5	FD1001-039		
206063	418	4.030	4.100	6.125	1.300	9.6	9.1	8.6	-28.0	450	-0.025	C	.030	S100S8-4030-5	FD1001-039		
321417	420	4.040	4.100	6.125	1.300	9.6	9.1	8.7	-28.0	457	-0.025	C	.040	S100S8-4040-5	FD1001-039		
329758	425	4.060	4.100	6.125	1.300	9.6	9.2	8.7	-28.0	465	-0.025	C,M	.060	S100S8-4060-5	FD1001-039		
329759	412	4.000	4.100	6.200	1.230	10.4	9.8	9.3	-19.0	418	-0.020	C,M	.STD	S100S8-4000-5	FD1001-039		
329760	413	4.005	4.100	6.200	1.230	10.4	9.8	9.3	-19.0	422	-0.020	C	.005	S100S8-4000-5	FD1001-039		
329761	414	4.010	4.100	6.200	1.230	10.4	9.8	9.3	-19.0	426	-0.020	C,M	.010	J100F8-4010-0	FD1001-039		
329762	416	4.020	4.100	6.200	1.230	10.4	9.9	9.3	-19.0	430	-0.020	C	.020	S100S8-4020-5	FD1001-039		
206061	418	4.030	4.100	6.200	1.230	10.5	9.9	9.4	-19.0	434	-0.020	C	.030	S100S8-4030-5	FD1001-039		
206062	418	4.040	4.100	6.200	1.230	10.5	9.4	9.4	-19.0	439	-0.020	C	.040	S100S8-4040-5	FD1001-039		
329763	425	4.060	4.100	6.200	1.230	10.6	10.0	9.5	-19.0	448	-0.020	C	.060	S100S8-4060-5	FD1001-039		
151867	427	4.000	4.250	6.250	1.100	11.4	10.7	10.0	-12.5	392	-0.025	B,C,M	.STD	S100S8-4000-5	FD1000-039		
329744	428	4.005	4.250	6.250	1.100	11.3	10.6	10.0	-12.5	395	-0.025	B,C	.005	S100S8-4000-5	FD1001-039		
329745	429	4.010	4.250	6.250	1.100	11.4	10.7	10.1	-12.5	400	-0.025	B,C,M	.010	J100F8-4010-0	FD1001-039		
329746	432	4.020	4.250	6.250	1.100	11.4	10.7	10.1	-12.5	404	-0.025	B,C	.020	S100S8-4020-5	FD1001-039		
151868	434	4.030	4.250	6.250	1.100	11.5	10.8	10.2	-12.5	408	-0.025	B,C	.030	S100S8-4030-5	FD1001-039		
321419	436	4.040	4.250	6.250	1.100	11.6	10.9	10.3	-12.5	411	-0.025	B,C,M	.040	S100S8-4040-5	FD1001-039		
329747	440	4.060	4.250	6.250	1.100	11.6	10.9	10.3	-12.5	414	-0.025	B,C	.060	S100S8-4060-5	FD1001-039		
231569	454	4.125	4.250	6.250	1.100	11.9	11.2	10.6	-12.5	416	-0.025	B,C	.125	S100S8-4125-5	FD1018-039		

SRP PISTONS

## BOSS 302 STROKER FLAT TOP

BOSS 302 CLEVELAND VALVE POCKETS

Std Bore: 4.000

Ring package designed for: 1/16, 1/16, 3/16 Rings

Part #	Cubic Inches	Bore Size	Stroke	Rod Length	Comp. Distance	Head Cubic Centimeters			Dome Volume	Gram Weight	Deck Clearance	Footnote	Oversize	Ring Set Recommended	JE Pro Seal Head Gasket		
						72cc	80cc	84cc									
						Compression Ratio											
345660	330	4.020	3.250	5.400	1.175	9.1	8.4	8.0	-3.0	448	0.000	B, C, M	.020	S100S8-4020-5			
345661	332	4.030	3.250	5.400	1.175	9.1	8.4	8.0	-3.0	453	0.000	B, C, M	.030	S100S8-4030-5			
345662	333	4.040	3.250	5.400	1.175	9.2	8.5	8.1	-3.0	457	0.000	B, C, M	.040	S100S8-4040-5			
345663	337	4.060	3.250	5.400	1.175	9.2	8.5	8.1	-3.0		0.000	B, C, M	.060	S100S8-4060-5			
345660	345	4.020	3.400	5.315	1.175	9.4	8.7	8.2	-3.0	448	0.000	B, C, M	.020	S100S8-4020-5			
345661	347	4.030	3.400	5.315	1.175	9.4	8.7	8.2	-3.0	453	0.000	B, C, M	.030	S100S8-4030-5			
345662	349	4.040	3.400	5.315	1.175	9.5	8.8	8.3	-3.0	457	0.000	B, C, M	.040	S100S8-4040-5			
345663	352	4.060	3.400	5.315	1.175	9.5	8.8	8.3	-3.0		0.000	B, C, M	.060	S100S8-4060-5			

## 351 CLEVELAND FLAT TOP

- 4032 low expansion high silicon aluminum alloy heat treated to SRP specifications
- Pin fitting and double spiro locks included
- Includes wrist pin see footnotes for diameter
- D = 912x2750 140 wall,
- C = 927x2750 150 wall.



351 CLEVELAND FLAT TOP

Std Bore: 4.000

Ring package designed for: 1/16, 1/16, 3/16 Rings

Part #	Cubic Inches	Bore Size	Stroke	Rod Length	Comp. Distance	Head Cubic Centimeters			Dome Volume	Gram Weight	Deck Clearance	Footnote	Oversize	Ring Set Recommended	JE Pro Seal Head Gasket		
						72cc	80cc	84cc									
						Compression Ratio											
338198	351	4.000	3.500	5.778	1.660	9.5	8.8	8.4	-3.0		-0.012	D,M	.STD	J100F8-4000-5			
338199	354	4.010	3.500	5.778	1.660	9.6	8.9	8.5	-3.0	530	-0.012	D,M	.010	J100F8-4010-0			
338200	355	4.020	3.500	5.778	1.660	9.6	8.9	8.5	-3.0	535	-0.012	D,M	.020	S100S8-4020-5			

**TECH NOTE:** The deck clearance listed assumes a 8.200" (302) or 9.500" (351W) deck height.

**FOOTNOTES:** B = Oil Rail Support is Included, C = .927 Pin Diameter, D = .912 Pin Diameter, L = Limited Quantities Available, M = Made to Order



# FORD

## 351 CLEVELAND FLAT TOP (CONTINUED)

351 CLEVELAND FLAT TOP															
						Std Bore: 4.000			Ring package designed for: 1/16, 1/16, 3/16 Rings						
Part #	Cubic Inches	Bore Size	Stroke	Rod Length	Comp. Distance	Head Cubic Centimeters			Dome Volume	Gram Weight	Deck Clearance	Footnote	Oversize	Ring Set Recommended	JE Pro Seal Head Gasket
						72cc	80cc	84cc							
						Compression Ratio									
206044	357	4.030	3.500	5.778	1.660	9.7	9.0	8.6	-3.0	542	-0.012	D	.030	S100S8-4030-5	
231320	359	4.040	3.500	5.778	1.660	9.8	9.0	8.7	-3.0	547	-0.012	D	.040	S100S8-4040-5	
338201	362	4.060	3.500	5.778	1.660	9.9	9.1	8.8	-3.0	553	-0.012	D,M	.060	S100S8-4060-5	
345669	355	4.020	3.500	6.000	1.440	9.6	8.9	8.5	-3.0	499	-0.010	C	.020	S100S8-4020-5	
206045	357	4.030	3.500	6.000	1.440	9.7	9.0	8.6	-3.0	507	-0.010	C	.030	S100S8-4030-5	
345670	359	4.040	3.500	6.000	1.440	9.7	9.0	8.6	-3.0	510	-0.010	C	.040	S100S8-4040-5	
345671	362	4.060	3.500	6.000	1.440	9.8	9.1	8.7	-3.0		-0.010	C	.060	S100S8-4060-5	
345676	391	4.020	3.850	5.956	1.300	10.5	9.7	9.3	-3.0		-0.019	B, D, M	.020	S100S8-4020-5	
345677	393	4.030	3.850	5.956	1.300	10.6	9.8	9.4	-3.0	475	-0.019	B, D, M	.030	S100S8-4030-5	
345678	395	4.040	3.850	5.956	1.300	10.6	9.8	9.4	-3.0		-0.019	B, D, M	.040	S100S8-4040-5	
345679	399	4.060	3.850	5.956	1.300	10.7	9.9	9.5	-3.0		-0.019	B, D, M	.060	S100S8-4060-5	
338202	352	4.000	3.500	6.200	1.250	9.6	8.8	8.5	-3.0	454	-0.025	B, C, M	STD	S100S8-4000-5	
338203	354	4.010	3.500	6.200	1.250	9.6	8.9	8.5	-3.0	459	-0.025	B, C, M	.010	J100F8-4010-0	
338204	355	4.020	3.500	6.200	1.250	9.7	8.9	8.6	-3.0	463	-0.025	B, C, M	.020	S100S8-4020-5	
206069	357	4.030	3.500	6.200	1.250	9.7	9.0	8.6	-3.0	473	-0.025	B, C	.030	S100S8-4030-5	
231321	359	4.040	3.500	6.200	1.250	9.8	9.0	8.7	-3.0	475	-0.025	B, C	.040	S100S8-4040-5	
338205	362	4.060	3.500	6.200	1.250	9.8	9.0	8.7	-3.0	480	-0.025	B, C, M	.060	S100S8-4060-5	
338202	387	4.000	3.850	6.000	1.250	10.4	9.6	9.2	-3.0	454	-0.025	B, C, M	STD	S100S8-4000-5	
338203	389	4.010	3.850	6.000	1.250	10.5	9.7	9.3	-3.0	459	-0.025	B, C, M	.010	J100F8-4010-0	
338204	391	4.020	3.850	6.000	1.250	10.5	9.7	9.3	-3.0	463	-0.025	B, C, M	.020	S100S8-4020-5	
206069	393	4.030	3.850	6.000	1.250	10.6	9.8	9.4	-3.0	473	-0.025	B, C	.030	S100S8-4030-5	
231321	395	4.040	3.850	6.000	1.250	10.6	9.8	9.4	-3.0	475	-0.025	B, C	.040	S100S8-4040-5	
338205	399	4.060	3.850	6.000	1.250	10.7	9.9	9.5	-3.0	480	-0.025	B, C, M	.060	S100S8-4060-5	
345682	381	4.020	3.750	6.125	1.200	10.3	9.5	9.1	-3.0	453	0.000	B, C, M	.020	S100S8-4020-5	
345683	383	4.030	3.750	6.125	1.200	10.3	9.5	9.2	-3.0	456	0.000	B, C, M	.030	S100S8-4030-5	
345684	385	4.040	3.750	6.125	1.200	10.4	9.6	9.2	-3.0	461	0.000	B, C, M	.040	S100S8-4040-5	
345685	388	4.060	3.750	6.125	1.200	10.4	9.6	9.3	-3.0		0.000	B, C, M	.060	S100S8-4060-5	
345682	406	4.020	4.000	6.000	1.200	10.9	10.0	9.7	-3.0	453	0.000	B, C, M	.020	S100S8-4020-5	
345683	408	4.030	4.000	6.000	1.200	11.0	10.1	9.7	-3.0	456	0.000	B, C, M	.030	S100S8-4030-5	
345684	410	4.040	4.000	6.000	1.200	11.0	10.1	9.8	-3.0	461	0.000	B, C, M	.040	S100S8-4040-5	
345685	414	4.060	4.000	6.000	1.200	11.1	10.2	9.9	-3.0		0.000	B, C, M	.060	S100S8-4060-5	

SPP PISTONS

## 351 CLEVELAND DISH

351 CLEVELAND															
						Std Bore: 4.000			Ring package designed for: 1/16, 1/16, 3/16 Rings						
Part #	Cubic Inches	Bore Size	Stroke	Rod Length	Comp. Distance	Head Cubic Centimeters			Dome Volume	Gram Weight	Deck Clearance	Footnote	Oversize	Ring Set Recommended	JE Pro Seal Head Gasket
						72cc	80cc	84cc							
						Compression Ratio									
345686	391	4.020	3.850	5.956	1.300	9.3	8.6	8.4	-16.0	473	-0.019	B, D, M	.020	S100S8-4020-5	
345687	393	4.030	3.850	5.956	1.300	9.3	8.6	8.4	-16.0		-0.019	B, D, M	.030	S100S8-4030-5	
345688	395	4.040	3.850	5.956	1.300	9.4	8.7	8.5	-16.0	478	-0.019	B, D, M	.040	S100S8-4040-5	
345689	399	4.060	3.850	5.956	1.300	9.4	8.7	8.5	-16.0		-0.019	B, D, M	.060	S100S8-4060-5	
345767	355	4.020	3.500	6.200	1.250	8.5	8.0	7.7	-16.0	452	-0.025	B, C, M	.020	S100S8-4020-5	
345768	357	4.030	3.500	6.200	1.250	8.5	8.0	7.7	-16.0	456	-0.025	B, C, M	.030	S100S8-4030-5	
345769	359	4.040	3.500	6.200	1.250	8.6	8.1	7.8	-16.0	460	-0.025	B, C, M	.040	S100S8-4040-5	
345770	362	4.060	3.500	6.200	1.250	8.6	8.1	7.8	-16.0		-0.025	B, C, M	.060	S100S8-4060-5	

CONTINUED ON NEXT PAGE >>

FOOTNOTES: B = Oil Rail Support is Included, C = .927 Pin Diameter, D = .912 Pin Diameter, M = Made to Order



# FORD

## 351 CLEVELAND DISH (CONTINUED)

351 CLEVELAND Std Bore: 4.000 Ring package designed for: 1/16, 1/16, 3/16 Rings

Part #	Cubic Inches	Bore Size	Stroke	Rod Length	Comp. Distance	Head Cubic Centimeters			Dome Volume	Gram Weight	Deck Clearance	Footnote	Oversize	Ring Set Recommended	JE Pro Seal Head Gasket
						72cc	80cc	84cc							
						Compression Ratio									
345767	391	4.020	3.850	6.000	1.250	9.3	8.6	8.4	-16.0	452	-0.025	B, C, M	.020	S100S8-4020-5	
345768	393	4.030	3.850	6.000	1.250	9.3	8.6	8.4	-16.0	456	-0.025	B, C, M	.030	S100S8-4030-5	
345769	395	4.040	3.850	6.000	1.250	9.4	8.7	8.5	-16.0	460	-0.025	B, C, M	.040	S100S8-4040-5	
345770	399	4.060	3.850	6.000	1.250	9.4	8.7	8.5	-16.0		-0.025	B, C, M	.060	S100S8-4060-5	
345771	381	4.020	3.750	6.125	1.200	9.0	8.4	8.2	-16.0	443	0.000	B, C, M	.020	S100S8-4020-5	
345772	383	4.030	3.750	6.125	1.200	9.0	8.4	8.2	-16.0	446	0.000	B, C, M	.030	S100S8-4030-5	
345774	385	4.040	3.750	6.125	1.200	9.1	8.5	8.3	-16.0	451	0.000	B, C, M	.040	S100S8-4040-5	
345773	388	4.060	3.750	6.125	1.200	9.1	8.5	8.3	-16.0	459	0.000	B, C, M	.060	S100S8-4060-5	
345771	406	4.020	4.000	6.000	1.200	9.6	9.0	8.6	-16.0	443	0.000	B, C, M	.020	S100S8-4020-5	
345772	408	4.030	4.000	6.000	1.200	9.6	9.0	8.6	-16.0	446	0.000	B, C, M	.030	S100S8-4030-5	
345774	410	4.040	4.000	6.000	1.200	9.7	9.1	8.7	-16.0	451	0.000	B, C, M	.040	S100S8-4040-5	
345773	414	4.060	4.000	6.000	1.200	9.7	9.1	8.7	-16.0	459	0.000	B, C, M	.060	S100S8-4060-5	

FOOTNOTES: B = Oil Rail Support is Included, D = .912 Pin Diameter, M = Made to Order

SRP PISTONS

## 460 FLAT TOP & INVERTED DOME

- 4032 low expansion high silicon aluminum alloy heat treated to SRP specifications
- CNC Machined ring grooves accept 1/16, 1/16, 3/16 rings (Rings Sold Separately)
- Includes wrist pin see footnotes for diameter
- E = .990 x 2.930 x .150 straight wall
- F = 1.040 x 2.930 x .150 straight wall



460 FLAT TOP SERIES Std Bore: 4.360 Ring package designed for: 1/16, 1/16, 3/16 Rings

Part #	Cubic Inches	Bore Size	Stroke	Rod Length	Comp. Distance	Head Cubic Centimeters			Dome Volume	Gram Weight	Deck Clearance	Footnote	Oversize	Ring Set Recommended	JE Pro Seal Head Gasket
						72cc	80cc	84cc							
						Compression Ratio									
150725	501	4.390	4.140	6.700	1.520	12.5	11.7	10.8	-3.0	602	-0.010	E	.030	S100S8-4390-5	FD1017-039
150726	512	4.440	4.140	6.700	1.520	12.6	11.9	10.9	-3.0	628	-0.010	E	.080	J100F8-4440-5	FD1017-039
150727	501	4.390	4.140	6.800	1.420	12.5	11.7	10.8	-3.0	579	-0.010	E	.030	S100S8-4390-5	FD1017-039
150728	512	4.440	4.140	6.800	1.420	12.6	11.9	10.9	-3.0	608	-0.010	E	.080	J100F8-4440-5	FD1017-039
150723	466	4.390	3.850	6.605	1.770	11.7	11.0	10.1	-3.0	648	0.000	F	.030	S100S8-4390-5	FD1017-039
150724	477	4.440	3.850	6.605	1.760	11.8	11.1	10.2	-3.0	674	-0.010	F	.080	J100F8-4440-5	FD1017-039
339384	521	4.390	4.300	6.800	1.350	13.6	12.4	11.9	-3.0	563	0.000	E	.030	S100S8-4390-5	FD1017-039
339385	533	4.440	4.300	6.800	1.350	13.7	12.6	12.2	-3.0	584	0.000	E	.080	J100F8-4440-5	FD1017-039
339384	545	4.390	4.500	6.700	1.350	14.0	12.9	12.7	-3.0	563	0.000	E	.030	S100S8-4390-5	FD1017-039
339385	557	4.440	4.500	6.700	1.350	14.3	13.2	12.9	-3.0	584	0.000	E	.080	J100F8-4440-5	FD1017-039
334495	545	4.390	4.500	6.800	1.250	14.0	12.9	12.4	-3.0	540	0.000	E	.030	S100S8-4390-5	FD1017-039
334496	557	4.440	4.500	6.800	1.250	14.3	13.2	12.7	-3.0	564	0.000	E	.080	J100F8-4440-5	FD1017-039

FOOTNOTES: E = .990 wrist pin

## TOOLBOX - TECHNICAL TIPS

When checking Piston-to-Valve (P-V) clearance, make sure to have the valve lash set first. With the lash set, the lifter will pick up the cam at a later spot on the lobe and give more accurate P-V numbers. For example, .020" lash can be as much as .040" difference in P-V clearance. Minimum P-V clearance should be .080" intake and .100" exhaust.



# FORD

## 460 FLAT TOP & INVERTED DOME (CONTINUED)

460 INVERTED DOME SERIES						Std Bore: 4.360			Ring package designed for: 1/16, 1/16, 3/16 Rings						
Part #	Cubic Inches	Bore Size	Stroke	Rod Length	Comp. Distance	Head Cubic Centimeters			Dome Volume	Gram Weight	Deck Clearance	Footnote	Oversize	Ring Set Recommended	JE Pro Seal Head Gasket
						72cc	80cc	84cc							
						Compression Ratio									
154166	501	4.390	4.140	6.700	1.520	9.9	9.5	8.9	-28.0	624	-0.010	E	.030	S100S8-4390-5	FD1017-039
154167	512	4.440	4.140	6.700	1.520	10.1	9.6	9.0	-28.0	646	-0.010	E	.080	J100F8-4440-5	FD1017-039
339386	521	4.390	4.300	6.800	1.350	9.8	9.2	9.0	-38.0	596	0.000	E	.030	S100S8-4390-5	FD1017-039
339387	533	4.440	4.300	6.800	1.350	10.0	9.5	9.2	-38.0	622	0.000	E	.080	J100F8-4440-5	FD1017-039
339386	545	4.390	4.500	6.700	1.350	10.2	9.7	9.4	-38.0	596	0.000	E	.030	S100S8-4390-5	FD1017-039
339387	557	4.440	4.500	6.700	1.350	10.4	9.9	9.6	-38.0	622	0.000	E	.080	J100F8-4440-5	FD1017-039

FOOTNOTES: E = .990 wrist pin

## 460 FLAT TOP & INVERTED DOME - DESIGNED FOR M-6049 -SCJ HEADS

460 FLAT TOP SERIES - Designed for M-6049 -SCJ HEADS						Std Bore: 4.360			Ring package designed for: 1/16, 1/16, 3/16 Rings						
Part #	Cubic Inches	Bore Size	Stroke	Rod Length	Comp. Distance	Head Cubic Centimeters			Dome Volume	Gram Weight	Deck Clearance	Footnote	Oversize	Ring Set Recommended	JE Pro Seal Head Gasket
						72cc	80cc	84cc							
						Compression Ratio									
345656	521	4.390	4.300	6.800	1.350		13.2		-5.0	558	0.000	E, M	.030	S100S8-4390-5	FD1017-039
345657	533	4.440	4.300	6.800	1.350		13.4		-5.0	607	0.000	E, M	.080	J100F8-4440-5	FD1017-039
345656	545	4.390	4.500	6.700	1.350		13.7		-5.0	558	0.000	E, M	.030	S100S8-4390-5	FD1017-039
345657	557	4.440	4.500	6.700	1.350		14.0		-5.0	607	0.000	E, M	.080	J100F8-4440-5	FD1017-039

460 INVERTED DOME SERIES - Designed for M-6049 -SCJ HEADS						Std Bore: 4.360			Ring package designed for: 1/16, 1/16, 3/16 Rings						
Part #	Cubic Inches	Bore Size	Stroke	Rod Length	Comp. Distance	Head Cubic Centimeters			Dome Volume	Gram Weight	Deck Clearance	Footnote	Oversize	Ring Set Recommended	JE Pro Seal Head Gasket
						72cc	80cc	84cc							
						Compression Ratio									
345658	521	4.390	4.300	6.800	1.350		10.2		-33.0	561	0.000	E, M	.030	S100S8-4390-5	FD1017-039
345659	533	4.440	4.300	6.800	1.350		10.2		-36.4	569	0.000	E, M	.080	J100F8-4440-5	FD1017-039
345658	545	4.390	4.500	6.700	1.350		10.7		-33.0	561	0.000	E, M	.030	S100S8-4390-5	FD1017-039
345659	557	4.440	4.500	6.700	1.350		10.7		-36.4	569	0.000	E, M	.080	J100F8-4440-5	FD1017-039

FOOTNOTES: E = .990 Wrist Pin, M = Made to Order



# FORD

## 390 / 428 "FE" FLAT TOP

### INCLUDES:

- Pin#: 975-2750-16-51S (Footnote P) or 990-2750-15-51S (Footnote E)
- Double Spiro Locks (#990-042-CS)

Our race-proven SRP design is now available for the Big Block "FE" series. Available for both stock stroke and stroker applications. Bore sizes for the 428 block are set at .025" over to allow the use of popular file-fit rings. These pistons offer thick .250" top ring lands for use with limited nitrous or boost while still offering substantial weight savings. Wrist pin diameter is .975" for part numbers designed for 6.490" OEM rods and .990" for part numbers designed for aftermarket 6.700" rods (see footnotes).



390/428 FE FLAT TOP SERIES      Std Bore: 4.050 (390), 4.130 (428)      Ring package designed for: 1/16, 1/16, 3/16 Rings

Part #	Cubic Inches	Bore Size	Stroke	Rod Length	Comp. Distance	Head Cubic Centimeters			Dome Volume	Gram Weight	Deck Clearance	Footnote	Oversize	Ring Set Recommended	JE Pro Seal Head Gasket			
						68cc	72cc	76cc										
						Compression Ratio												
261496	416	4.080	3.980	6.490	1.670	11.4	10.9	10.5	-5.0	534	-0.020	P	.030	J100F8-4080-5				
261499	432	4.155	3.980	6.490	1.670	11.7	11.2	10.8	-5.0	544	-0.020	P,M	.025	S100S8-4155-5				
261497	434	4.080	4.150	6.700	1.375	11.8	11.3	10.9	-5.0	485	-0.020	E,L	.030	J100F8-4080-5				
261500	450	4.155	4.150	6.700	1.375	12.2	11.7	11.2	-5.0	492	-0.020	E,L	.025	S100S8-4155-5				

FOOTNOTES: E = .990 Wrist Pin, L = Limited Quantities Available, P = .975 Pin Diameter

SRP PISTONS

## 390 / 428 "FE" INVERTED DOME

### INCLUDES:

- Pin#: 975-2750-16-51S (Footnote P) or 990-2750-15-51S (Footnote E)
- Double Spiro Locks (#990-042-CS)

Our race-proven SRP design is now available for the Big Block "FE" series. Available for both stock stroke and stroker applications. Bore sizes for the 428 block are set at .025" over to allow the use of popular file-fit rings. These pistons offer thick .250" top ring lands for use with limited nitrous or boost while still offering substantial weight savings. Wrist pin diameter is .975" for part numbers designed for 6.490" OEM rods and .990" for part numbers designed for aftermarket 6.700" rods (see footnotes).



390/428 FE INVERTED DOME SERIES      Std Bore: 4.050 (390), 4.130 (428)      Ring package designed for: 1/16, 1/16, 3/16 Rings

Part #	Cubic Inches	Bore Size	Stroke	Rod Length	Comp. Distance	Head Cubic Centimeters			Dome Volume	Gram Weight	Deck Clearance	Footnote	Oversize	Ring Set Recommended	JE Pro Seal Head Gasket			
						68cc	72cc	76cc										
						Compression Ratio												
271151	416	4.080	3.980	6.490	1.670	9.8	9.4	9.1	-20.0	503	-0.020	P	.030	J100F8-4080-5				
271152	432	4.155	3.980	6.490	1.670	9.9	9.5	9.2	-22.0	518	-0.020	P,M	.025	S100S8-4155-5				
271155	445	4.080	4.250	6.700	1.325	9.8	9.5	9.2	-26.0	463	-0.020	E	.030	J100F8-4080-5				
271156	461	4.155	4.250	6.700	1.325	10.0	9.6	9.3	-26.0	468	-0.020	E, M	.025	S100S8-4155-5				

FOOTNOTES: E = .990 Wrist Pin, L = Limited Quantities Available, P = .975 Pin Diameter

## PONTIAC / OLDSMOBILE

### PONTIAC 400-455

- 4032 low expansion high silicon aluminum alloy heat treated to SRP specifications
- Forced Pin Oiler for increased wrist pin lubrication
- Pin fitting and double spiro locks included
- 980-2750-150 wall wrist pin (135g) included, except where noted (Footnote E part numbers include 990-2750-15-51S pins)
- CNC Machined ring grooves accept 1/16, 1/16, 3/16 rings (Sold Separately)



400 FLAT TOP		Std Bore: 4.120				Ring package designed for: 1/16, 1/16, 3/16 Rings												
Part #	Cubic Inches	Bore Size	Stroke	Rod Length	Comp. Distance	Head Cubic Centimeters			Dome Volume	Gram Weight	Footnote	Oversize	Ring Set Recommended	JE Pro Seal Head Gasket				
						72cc	80cc	84cc										
						Compression Ratio												
153983	407	4.160	3.750	6.625	1.690	10.9	10.3	9.4	-5.0	520		.040	S100S8-4155-5					
151792	458	4.160	4.210	6.625	1.480	11.8	10.9	10.5	-5.0	495		.040	S100S8-4155-5					
196831	461	4.155	4.250	6.800	1.285	11.9	11.0	10.6	-5.0	446	B,E	.035	S100S8-4155-5					
196830	468	4.185	4.250	6.800	1.285	12.1	11.1	10.7	-5.0	462	B,E	.065	J100F8-4185-5					

428 FLAT TOP		Std Bore: 4.120				Ring package designed for: 1/16, 1/16, 3/16 Rings												
Part #	Cubic Inches	Bore Size	Stroke	Rod Length	Comp. Distance	Head Cubic Centimeters			Dome Volume	Gram Weight	Footnote	Oversize	Ring Set Recommended	JE Pro Seal Head Gasket				
						72cc	80cc	84cc										
						Compression Ratio												
156431	435	4.160	4.000	6.625	1.590	11.6	11.0	10.0	-5.0	515		.040	J100F8-4155-5					
146508	440	4.188	4.000	6.625	1.590	11.6	11.0	10.0	-5.0	526	M	.068	J100F8-4185-5					

455 FLAT TOP		Std Bore: 4.151				Ring package designed for: 1/16, 1/16, 3/16 Rings												
Part #	Cubic Inches	Bore Size	Stroke	Rod Length	Comp. Distance	Head Cubic Centimeters			Dome Volume	Gram Weight	Footnote	Oversize	Ring Set Recommended	JE Pro Seal Head Gasket				
						72cc	80cc	84cc										
						Compression Ratio												
151792	458	4.160	4.210	6.625	1.480	11.8	10.9	10.5	-5.0	495		.009	S100S8-4155-5					
149721	463	4.185	4.210	6.625	1.480	12.2	11.5	10.5	-5.0	506		.034	J100F8-4185-5					
196831	461	4.155	4.250	6.800	1.285	11.9	11.0	10.6	-5.0	446	B,E	.004	S100S8-4155-5					
196830	468	4.185	4.250	6.800	1.285	12.1	11.1	10.7	-5.0	462	B,E	.034	J100F8-4185-5					

**FOOTNOTES:** B = Oil Rail Support is Included, E = .990 Wrist Pin Diameter, M = Made to Order

### OLDSMOBILE 455

- 4032 low expansion high silicon aluminum alloy heat treated to SRP specifications
- CNC Machined ring grooves accept 1/16, 1/16, 3/16 rings (Sold Separately)
- Pin fitting and double spiro locks included
- Forced Pin Oiler for increased wrist pin lubrication
- 980-2750-150 (135g) wall wrist pin included



455 FLAT TOP		Std Bore: 4.125				Ring package designed for: 1/16, 1/16, 3/16 Rings												
Part #	Cubic Inches	Bore Size	Stroke	Rod Length	Comp. Distance	Head Cubic Centimeters			Dome Volume	Gram Weight	Footnote	Oversize	Ring Set Recommended	JE Pro Seal Head Gasket				
						72cc	80cc	84cc										
						Compression Ratio												
206072	461	4.155	4.250	6.735	1.750	11.9	11.3	10.6	-5.0	564		.030	S100S8-4155-5					
331834	463	4.165	4.250	6.735	1.750	12.0	11.4	10.6	-5.0	569		.040	S100S8-4165-5					
208803	465	4.185	4.250	6.735	1.750	12.1	11.5	10.7	-5.0	574		.060	J100F8-4185-5					
331835	461	4.155	4.250	6.735	1.750	10.5	10.0	9.4	-18.4	581		.030	S100S8-4155-5					
331836	463	4.165	4.250	6.735	1.750	10.5	10.0	9.4	-18.8	587		.040	S100S8-4165-5					
331837	465	4.185	4.250	6.735	1.750	10.5	10.0	9.4	-19.8	596		.060	J100F8-4185-5					



## SPORT COMPACT/EUROPEAN



JE SPORT COMPACT / EUROPEAN

Chris Forsberg 2016 Formula Drift Champion



- JE Pistons are specifically engineered for extreme applications up to, and including, professional competition. In this environment, the higher compression ratios, highest boost or heavy nitrous usage necessitate the higher tensile strength 2618 aluminum alloy.
- Dome/Dish requires no deburring or preparation and feature smooth flowing radii for excellent flame travel.
- Pin fitting, wire locks, and rings included.



## HONDA / ACURA

### HONDA B16A1/A2/A3

Part #	Bore	Oversize (mm)	Stroke (mm)	Rod (mm)	C/D (mm)	Head CC's	C/R With .033	Dish/Dome CC's	Gram	Footnote	Skirt	Ring Set#	JE Proseal Head Gasket
302497	81.00	STD	77.4	134.4	30	42.7	8.0:1	-7.6	281	T	F	JG1004-3189	HN1000-033
302502	81.50	0.50	77.4	134.4	30	42.7	8.0:1	-8.2	283	T	F	JG1004-3209	HN1001-033
338082	82.00	1.00	77.4	134.4	30	42.7	8.0:1	-9.5	290	T	F	JG1004-3228	HN1002-033
338083	82.50	1.50	77.4	134.4	30	42.7	8.0:1	-10.2	296	N, T	F	JG1004-3250	HN1002-033
338084	83.00	2.00	77.4	134.4	30	42.7	8.0:1	-10.8	297	N, T	F	JG1004-3268	HN1003-033
302410	84.00	3.00	77.4	134.4	30	42.7	8.0:1	-11.4	300	T	F	JG1004-3307	HN1004-033
302414	84.50	3.50	77.4	134.4	30	42.7	8.0:1	-12.0	305	T	F	JG1004-3327	HN1004-033
302418	85.00	4.00	77.4	134.4	30	42.7	8.0:1	-12.7	309	T	F	JG1004-3346	HN1004-033
302498	81.00	STD	77.4	134.4	30	42.7	9.0:1/FT	-1.4	290	T	F	JG1004-3189	HN1000-033
302503	81.50	0.50	77.4	134.4	30	42.7	9.0:1/FT	-1.9	296	T	F	JG1004-3209	HN1001-033
338087	82.00	1.00	77.4	134.4	30	42.7	9.0:1/FT	-2.2	305	T	F	JG1004-3228	HN1002-033
338085	82.50	1.50	77.4	134.4	30	42.7	9.0:1/FT	-2.7	304	N, T	F	JG1004-3250	HN1002-033
338086	83.00	2.00	77.4	134.4	30	42.7	9.0:1/FT	-3.3	310	N, T	F	JG1004-3268	HN1003-033
302411	84.00	3.00	77.4	134.4	30	42.7	9.0:1/FT	-4.5	316	N, T	F	JG1004-3307	HN1004-033
302415	84.50	3.50	77.4	134.4	30	42.7	9.0:1/FT	-5.0	318	N, T	F	JG1004-3327	HN1004-033
302419	85.00	4.00	77.4	134.4	30	42.7	9.0:1/FT	-5.6	324	N, T	F	JG1004-3346	HN1004-033
302499	81.00	STD	77.4	134.4	30	42.7	10.0:1	5.7	301	T	F	JG1004-3189	HN1000-033
302504	81.50	0.50	77.4	134.4	30	42.7	10.0:1	5.2	306	T	F	JG1004-3209	HN1001-033
338088	82.00	1.00	77.4	134.4	30	42.7	10.0:1	4.5	308	T	F	JG1004-3228	HN1002-033
338089	82.50	1.50	77.4	134.4	30	42.7	10.0:1	4.0	310	N, T	F	JG1004-3250	HN1002-033
338090	83.00	2.00	77.4	134.4	30	42.7	10.0:1	3.5	315	N, T	F	JG1004-3268	HN1003-033
302412	84.00	3.00	77.4	134.4	30	42.7	10.0:1	3.2	321	N, T	F	JG1004-3307	HN1004-033
302416	84.50	3.50	77.4	134.4	30	42.7	10.0:1	2.8	326	N, T	F	JG1004-3327	HN1004-033
302420	85.00	4.00	77.4	134.4	30	42.7	10.0:1	2.3	328	N, T	F	JG1004-3346	HN1004-033
302500	81.00	STD	77.4	134.4	30	42.7	11.0:1	9.4	308	V	F	JG1004-3189	HN1000-033
302505	81.50	0.50	77.4	134.4	30	42.7	11.0:1	9.0	311	V	F	JG1004-3209	HN1001-033
312417	82.00	1.00	77.4	134.4	30	42.7	11.0:1	9.0	335	V	F	JG1004-3228	HN1002-033
338091	82.50	1.50	77.4	134.4	30	42.7	11.0:1	8.6	323	N, V	F	JG1004-3250	HN1002-033
338092	83.00	2.00	77.4	134.4	30	42.7	11.0:1	8.2	326	N, V	F	JG1004-3268	HN1003-033
302413	84.00	3.00	77.4	134.4	30	42.7	11.0:1	7.4	332	N, V	F	JG1004-3307	HN1004-033
302417	84.50	3.50	77.4	134.4	30	42.7	11.0:1	6.9	334	N, V	F	JG1004-3327	HN1004-033
302421	85.00	4.00	77.4	134.4	30	42.7	11.0:1	6.6	338	N, V	F	JG1004-3346	HN1004-033
338093	86.00	5.00	77.4	134.4	30	42.7	12.0:1	9.0	339	N, V	F	JG1004-3386	

### ACURA B18A/B WITH B16A HEAD

Part #	Bore	Oversize (mm)	Stroke (mm)	Rod (mm)	C/D (mm)	Head CC's	C/R With .033	Dish/Dome CC's	Gram	Footnote	Skirt	Ring Set#	JE Proseal Head Gasket
302497	81.00	STD	89.0	137	30	42.7	9.0:1	-7.6	281	T	F	JG1004-3189	HN1005-033
302502	81.50	0.50	89.0	137	30	42.7	9.0:1	-8.2	283	T	F	JG1004-3209	HN1006-033
338082	82.00	1.00	89.0	137	30	42.7	9.0:1	-9.5	290	T	F	JG1004-3228	HN1007-033
338083	82.50	1.50	89.0	137	30	42.7	9.0:1	-10.2	296	N, T	F	JG1004-3250	HN1007-033
338084	83.00	2.00	89.0	137	30	42.7	9.0:1	-10.8	297	N, T	F	JG1004-3268	HN1008-033
302410	84.00	3.00	89.0	137	30	42.7	9.0:1	-11.4	300	T	F	JG1004-3307	HN1009-033
302414	84.50	3.50	89.0	137	30	42.7	9.0:1	-12.0	305	T	F	JG1004-3327	HN1009-033
302418	85.00	4.00	89.0	137	30	42.7	9.0:1	-12.7	309	T	F	JG1004-3346	HN1009-033
302498	81.00	STD	89.0	137	30	42.7	10.0:1/FT	-1.4	290	T	F	JG1004-3189	HN1005-033
302503	81.50	0.50	89.0	137	30	42.7	10.0:1/FT	-1.9	296	T	F	JG1004-3209	HN1006-033
338087	82.00	1.00	89.0	137	30	42.7	10.0:1/FT	-2.2	305	T	F	JG1004-3228	HN1007-033
338085	82.50	1.50	89.0	137	30	42.7	10.0:1/FT	-2.7	304	N, T	F	JG1004-3250	HN1007-033
338086	83.00	2.00	89.0	137	30	42.7	10.0:1/FT	-3.3	310	N, T	F	JG1004-3268	HN1008-033
302411	84.00	3.00	89.0	137	30	42.7	10.0:1/FT	-4.5	316	N, T	F	JG1004-3307	HN1009-033
302415	84.50	3.50	89.0	137	30	42.7	10.0:1/FT	-5.0	318	N, T	F	JG1004-3327	HN1009-033
302419	85.00	4.00	89.0	137	30	42.7	10.0:1/FT	-5.6	324	N, T	F	JG1004-3346	HN1009-033
302499	81.00	STD	89.0	137	30	42.7	11.5:1	5.7	301	T	F	JG1004-3189	HN1005-033
302504	81.50	0.50	89.0	137	30	42.7	11.5:1	5.2	306	T	F	JG1004-3209	HN1006-033

FOOTNOTES: N = Must Sleeve Block, T = Accepts Turbo and Nitrous, V = Accepts Nitrous





# ACURA

## ACURA B18A/B WITH B16A HEAD (CONTINUED)

Part #	Bore	Oversize (mm)	Stroke (mm)	Rod (mm)	C/D (mm)	Head CC's	C/R With .033	Dish/Dome CC's	Gram	Footnote	Skirt	Ring Set#	JE Proseal Head Gasket
338088	82.00	1.00	89.0	137	30	42.7	11.5:1	4.5	308	T	F	JG1004-3228	HN1007-033
338089	82.50	1.50	89.0	137	30	42.7	11.5:1	4.0	310	N,T	F	JG1004-3250	HN1007-033
338090	83.00	2.00	89.0	137	30	42.7	11.5:1	3.5	315	N,T	F	JG1004-3268	HN1008-033
302412	84.00	3.00	89.0	137	30	42.7	11.5:1	3.2	321	N,T	F	JG1004-3307	HN1009-033
302416	84.50	3.50	89.0	137	30	42.7	11.5:1	2.8	326	N,T	F	JG1004-3327	HN1009-033
302420	85.00	4.00	89.0	137	30	42.7	11.5:1	2.3	328	N,T	F	JG1004-3346	HN1009-033
302500	81.00	STD	89.0	137	30	42.7	12.5:1	9.4	308	V	F	JG1004-3189	HN1005-033
302505	81.50	0.50	89.0	137	30	42.7	12.5:1	9.0	311	V	F	JG1004-3209	HN1006-033
312417	82.00	1.00	89.0	137	30	42.7	12.5:1	9.0	335	V	F	JG1004-3228	HN1007-033
338091	82.50	1.50	89.0	137	30	42.7	12.5:1	8.6	323	N, V	F	JG1004-3250	HN1007-033
338092	83.00	2.00	89.0	137	30	42.7	12.5:1	8.2	326	N, V	F	JG1004-3268	HN1008-033
302413	84.00	3.00	89.0	137	30	42.7	12.5:1	7.4	332	N,V	F	JG1004-3307	HN1009-033
302417	84.50	3.50	89.0	137	30	42.7	12.5:1	6.9	334	N,V	F	JG1004-3327	HN1009-033
302421	85.00	4.00	89.0	137	30	42.7	12.5:1	6.6	338	N,V	F	JG1004-3346	HN1009-033
338093	86.00	5.00	89.0	137	30	42.7	13.8:1	9.0	339	N,V	F	JG1004-3386	

## ACURA B18C1

Part #	Bore	Oversize (mm)	Stroke (mm)	Rod (mm)	C/D (mm)	Head CC's	C/R With .033	Dish/Dome CC's	Gram	Footnote	Skirt	Ring Set#	JE Proseal Head Gasket
302497	81.00	STD	87.2	138	30	41.5	9.0:1	-7.6	281	T	F	JG1004-3189	HN1000-033
302502	81.50	0.50	87.2	138	30	41.5	9.0:1	-8.2	283	T	F	JG1004-3209	HN1001-033
338082	82.00	1.00	87.2	138	30	41.5	9.0:1	-9.5	290	T	F	JG1004-3228	HN1002-033
338083	82.50	1.50	87.2	138	30	41.5	9.0:1	-10.2	296	N, T	F	JG1004-3250	HN1002-033
338084	83.00	2.00	87.2	138	30	41.5	9.0:1	-10.8	297	N, T	F	JG1004-3268	HN1003-033
302410	84.00	3.00	87.2	138	30	41.5	9.0:1	-11.4	300	T	F	JG1004-3307	HN1004-033
302414	84.50	3.50	87.2	138	30	41.5	9.0:1	-12.0	305	T	F	JG1004-3327	HN1004-033
302418	85.00	4.00	87.2	138	30	41.5	9.0:1	-12.7	309	T	F	JG1004-3346	HN1004-033
302498	81.00	STD	87.2	138	30	41.5	10.0:1/FT	-1.4	290	T	F	JG1004-3189	HN1000-033
302503	81.50	0.50	87.2	138	30	41.5	10.0:1/FT	-1.9	296	T	F	JG1004-3209	HN1001-033
338087	82.00	1.00	87.2	138	30	41.5	10.0:1/FT	-2.2	305	T	F	JG1004-3228	HN1002-033
338085	82.50	1.50	87.2	138	30	41.5	10.0:1/FT	-2.7	304	N, T	F	JG1004-3250	HN1002-033
338086	83.00	2.00	87.2	138	30	41.5	10.0:1/FT	-3.3	310	N, T	F	JG1004-3268	HN1003-033
302411	84.00	3.00	87.2	138	30	41.5	10.0:1/FT	-4.5	316	N,T	F	JG1004-3307	HN1004-033
302415	84.50	3.50	87.2	138	30	41.5	10.0:1/FT	-5.0	318	N,T	F	JG1004-3327	HN1004-033
302419	85.00	4.00	87.2	138	30	41.5	10.0:1/FT	-5.6	324	N,T	F	JG1004-3346	HN1004-033
302499	81.00	STD	87.2	138	30	41.5	11.5:1	5.7	301	T	F	JG1004-3189	HN1000-033
302504	81.50	0.50	87.2	138	30	41.5	11.5:1	5.2	306	T	F	JG1004-3209	HN1001-033
338088	82.00	1.00	87.2	138	30	41.5	11.5:1	4.5	308	T	F	JG1004-3228	HN1002-033
338089	82.50	1.50	87.2	138	30	41.5	11.5:1	4.0	310	N,T	F	JG1004-3250	HN1002-033
338090	83.00	2.00	87.2	138	30	41.5	11.5:1	3.5	315	N,T	F	JG1004-3268	HN1003-033
302412	84.00	3.00	87.2	138	30	41.5	11.5:1	3.2	321	N,T	F	JG1004-3307	HN1004-033
302416	84.50	3.50	87.2	138	30	41.5	11.5:1	2.8	326	N,T	F	JG1004-3327	HN1004-033
302420	85.00	4.00	87.2	138	30	41.5	11.5:1	2.3	328	N,T	F	JG1004-3346	HN1004-033
302500	81.00	STD	87.2	138	30	41.5	12.5:1	9.4	308	V	F	JG1004-3189	HN1000-033
302505	81.50	0.50	87.2	138	30	41.5	12.5:1	9.0	311	V	F	JG1004-3209	HN1001-033
312417	82.00	1.00	87.2	138	30	41.5	12.5:1	9.0	335	V	F	JG1004-3228	HN1002-033
338091	82.50	1.50	87.2	138	30	41.5	12.5:1	8.6	323	N, V	F	JG1004-3250	HN1002-033
338092	83.00	2.00	87.2	138	30	41.5	12.5:1	8.2	326	N, V	F	JG1004-3268	HN1003-033
302413	84.00	3.00	87.2	138	30	41.5	12.5:1	7.4	332	N,V	F	JG1004-3307	HN1004-033
302417	84.50	3.50	87.2	138	30	41.5	12.5:1	6.9	334	N,V	F	JG1004-3327	HN1004-033
302421	85.00	4.00	87.2	138	30	41.5	12.5:1	6.6	338	N,V	F	JG1004-3346	HN1004-033
338093	86.00	5.00	87.2	138	30	41.5	13.8:1	9.0	339	N,V	F	JG1004-3386	

FOOTNOTES: N = Must Sleeve Block, T = Accepts Turbo and Nitrous, V = Accepts Nitrous

## HONDA / ACURA

### ACURA B18C5

Part #	Bore	Oversize (mm)	Stroke (mm)	Rod (mm)	C/D (mm)	Head CC's	C/R With .033	Dish/Dome CC's	Gram	Footnote	Skirt	Ring Set#	JE Proseal Head Gasket
302497	81.00	STD	87.2	138	30	42.7	8.75:1	-7.6	281	T	F	JG1004-3189	HN1000-033
302502	81.50	0.50	87.2	138	30	42.7	8.75:1	-8.2	283	T	F	JG1004-3209	HN1001-033
338082	82.00	1.00	87.2	138	30	42.7	8.75:1	-9.5	290	T	F	JG1004-3228	HN1002-033
338083	82.50	1.50	87.2	138	30	42.7	8.75:1	-10.2	296	N, T	F	JG1004-3250	HN1002-033
338084	83.00	2.00	87.2	138	30	42.7	8.75:1	-10.8	297	N, T	F	JG1004-3268	HN1003-033
302410	84.00	3.00	87.2	138	30	42.7	8.75:1	-11.4	300	T	F	JG1004-3307	HN1004-033
302414	84.50	3.50	87.2	138	30	42.7	8.75:1	-12.0	305	T	F	JG1004-3327	HN1004-033
302418	85.00	4.00	87.2	138	30	42.7	8.75:1	-12.7	309	T	F	JG1004-3346	HN1004-033
302498	81.00	STD	87.2	138	30	42.7	9.75:1/FT	-1.4	290	T	F	JG1004-3189	HN1000-033
302503	81.50	0.50	87.2	138	30	42.7	9.75:1/FT	-1.9	296	T	F	JG1004-3209	HN1001-033
338087	82.00	1.00	87.2	138	30	42.7	9.75:1/FT	-2.2	305	T	F	JG1004-3228	HN1002-033
338085	82.50	1.50	87.2	138	30	42.7	9.75:1/FT	-2.7	304	N, T	F	JG1004-3250	HN1002-033
338086	83.00	2.00	87.2	138	30	42.7	9.75:1/FT	-3.3	310	N, T	F	JG1004-3268	HN1003-033
302411	84.00	3.00	87.2	138	30	42.7	9.75:1/FT	-4.5	316	N, T	F	JG1004-3307	HN1004-033
302415	84.50	3.50	87.2	138	30	42.7	9.75:1/FT	-5.0	318	N, T	F	JG1004-3327	HN1004-033
302419	85.00	4.00	87.2	138	30	42.7	9.75:1/FT	-5.6	324	N, T	F	JG1004-3346	HN1004-033
302499	81.00	STD	87.2	138	30	42.7	11.25:1	5.7	301	T	F	JG1004-3189	HN1000-033
302504	81.50	0.50	87.2	138	30	42.7	11.25:1	5.2	306	T	F	JG1004-3209	HN1001-033
338088	82.00	1.00	87.2	138	30	42.7	11.25:1	4.5	308	T	F	JG1004-3228	HN1002-033
338089	82.50	1.50	87.2	138	30	42.7	11.25:1	4.0	310	N, T	F	JG1004-3250	HN1002-033
338090	83.00	2.00	87.2	138	30	42.7	11.25:1	3.5	315	N, T	F	JG1004-3268	HN1003-033
302412	84.00	3.00	87.2	138	30	42.7	11.25:1	3.2	321	N, T	F	JG1004-3307	HN1004-033
302416	84.50	3.50	87.2	138	30	42.7	11.25:1	2.8	326	N, T	F	JG1004-3327	HN1004-033
302420	85.00	4.00	87.2	138	30	42.7	11.25:1	2.3	328	N, T	F	JG1004-3346	HN1004-033
302500	81.00	STD	87.2	138	30	42.7	12.25:1	9.4	308	V	F	JG1004-3189	HN1000-033
302505	81.50	0.50	87.2	138	30	42.7	12.25:1	9.0	311	V	F	JG1004-3209	HN1001-033
312417	82.00	1.00	87.2	138	30	42.7	12.25:1	9.0	335	V	F	JG1004-3228	HN1002-033
338091	82.50	1.50	87.2	138	30	42.7	12.25:1	8.6	323	N, V	F	JG1004-3250	HN1002-033
338092	83.00	2.00	87.2	138	30	42.7	12.25:1	8.2	326	N, V	F	JG1004-3268	HN1003-033
302413	84.00	3.00	87.2	138	30	42.7	12.25:1	7.4	332	N, V	F	JG1004-3307	HN1004-033
302417	84.50	3.50	87.2	138	30	42.7	12.25:1	6.9	334	N, V	F	JG1004-3327	HN1004-033
302421	85.00	4.00	87.2	138	30	42.7	12.25:1	6.6	338	N, V	F	JG1004-3346	HN1004-033
338093	86.00	5.00	87.2	138	30	42.7	13.5:1	9.0	339	N, V	F	JG1004-3386	

JE SPORT COMPACT / EUROPEAN

### HONDA B20 WITH B16A HEAD

Part #	Bore	Oversize (mm)	Stroke (mm)	Rod (mm)	C/D (mm)	Head CC's	C/R With .033	Dish/Dome CC's	Gram	Footnote	Skirt	Ring Set#	JE Proseal Head Gasket
302410	84.00	STD	89.0	137	30	42.7	9.0:1	-11.4	300	T	F	JG1004-3307	HN1009-033
302414	84.50	0.50	89.0	137	30	42.7	9.0:1	-12.0	305	T	F	JG1004-3327	HN1009-033
302418	85.00	1.00	89.0	137	30	42.7	9.0:1	-12.7	309	T	F	JG1004-3346	HN1009-033
302411	84.00	STD	89.0	137	30	42.7	10.0:1/FT	-4.5	316	T	F	JG1004-3307	HN1009-033
302415	84.50	0.50	89.0	137	30	42.7	10.0:1/FT	-5.0	318	T	F	JG1004-3327	HN1009-033
302419	85.00	1.00	89.0	137	30	42.7	10.0:1/FT	-5.6	324	T	F	JG1004-3346	HN1009-033
302412	84.00	STD	89.0	137	30	42.7	11.5:1	3.2	321	V	F	JG1004-3307	HN1009-033
302416	84.50	0.50	89.0	137	30	42.7	11.5:1	2.8	326	V	F	JG1004-3327	HN1009-033
302420	85.00	1.00	89.0	137	30	42.7	11.5:1	2.3	328	V	F	JG1004-3346	HN1009-033
302413	84.00	STD	89.0	137	30	42.7	12.5:1	7.4	332	V	F	JG1004-3307	HN1009-033
302417	84.50	0.50	89.0	137	30	42.7	12.5:1	6.9	334	V	F	JG1004-3327	HN1009-033
302421	85.00	1.00	89.0	137	30	42.7	12.5:1	6.6	338	V	F	JG1004-3346	HN1009-033
338093	86.00	2.00	89.0	137	30	42.7	13.8:1	9.0	339	N, V	F	JG1004-3386	

FOOTNOTES: N = Must Sleeve Block, T = Accepts Turbo and Nitrous, V = Accepts Nitrous



## HONDA / ACURA

### HONDA F20C (MUST SLEEVE BLOCK)

Part #	Bore	Oversize (mm)	Stroke (mm)	Rod (mm)	C/D (mm)	Head CC's	C/R With .030	Dish/Dome CC's	Gram	Footnote	Skirt	Ring Set#	JE Proseal Head Gasket
296910	87.00	STD	84.0	153	30	50	8.5:1	-15.4	300	N, T	F	JG1004-3425	HN1023-033
296911	87.50	0.50	84.0	153	30	50	8.5:1	-16.1	305	N, T	F	JG1004-3445	HN1023-033
317754	88.00	1.00	84.0	153	30	50	8.5:1	-16.9	311	N,T	F	JG1004-3465	HN1023-033
317755	89.00	2.00	84.0	153	30	50	8.5:1	-18.4	314	N,T	F	JG1004-3504	
317756	90.00	3.00	84.0	153	30	50	8.5:1	-20	333	N,T	F	JG1004-3543	
296908	87.00	STD	84.0	153	30	50	9.0:1	-10.3	304	N,T	F	JG1004-3425	HN1023-033
296909	87.50	0.50	84.0	153	30	50	9.0:1	-11	306	N,T	F	JG1004-3445	HN1023-033
317750	88.00	1.00	84.0	153	30	50	9.0:1	-11.8	312	N,T	F	JG1004-3465	HN1023-033
317751	89.00	2.00	84.0	153	30	50	9.0:1	-13.2	318	N,T	F	JG1004-3504	
317752	90.00	3.00	84.0	153	30	50	9.0:1	-14.6	324	N,T	F	JG1004-3543	
252607	87.00	STD	84.0	153	30	50	11.5:1	5.5	320	V,T	R	JG1004-3425	HN1023-033
361361	87.00	STD	84.0	153	30	50	12.6:1	8.9		N	F	JG1004-3425	HN1023-033
361362	87.50	0.50	84.0	153	30	50	12.6:1	8.4		N	F	JG1004-3445	HN1023-033
361363	88.00	1.00	84.0	153	30	50	12.6:1	7.9		N	F	JG1004-3465	HN1023-033
361364	89.00	2.00	84.0	153	30	50	12.6:1	7.0		N	F	JG1004-3504	
361365	90.00	3.00	84.0	153	30	50	12.6:1	6.0		N	F	JG1004-3543	

### HONDA F22C (MUST SLEEVE BLOCK)

Part #	Bore	Oversize (mm)	Stroke (mm)	Rod (mm)	C/D (mm)	Head CC's	C/R With .030	Dish/Dome CC's	Gram	Footnote	Skirt	Ring Set#	JE Proseal Head Gasket
296910	87.00	STD	90.7	149.7	30	50	9.0:1	-15.4	300	N, T	F	JG1004-3425	HN1023-033
296911	87.50	0.50	90.7	149.7	30	50	9.0:1	-16.1	302	N, T	F	JG1004-3445	HN1023-033
317754	88.00	1.00	90.7	149.7	30	50	9.0:1	-16.9	311	N,T	F	JG1004-3465	HN1023-033
317755	89.00	2.00	90.7	149.7	30	50	9.0:1	-18.4	314	N,T	F	JG1004-3504	
317756	90.00	3.00	90.7	149.7	30	50	9.0:1	-20	333	N,T	F	JG1004-3543	
296908	87.00	STD	90.7	149.7	30	50	9.65:1	-10.3	304	N,T	F	JG1004-3425	HN1023-033
296909	87.50	0.50	90.7	149.7	30	50	9.65:1	-11	306	N,T	F	JG1004-3445	HN1023-033
317750	88.00	1.00	90.7	149.7	30	50	9.65:1	-11.8	312	N,T	F	JG1004-3465	HN1023-033
317751	89.00	2.00	90.7	149.7	30	50	9.65:1	-13.2	318	N,T	F	JG1004-3504	
317752	90.00	3.00	90.7	149.7	30	50	9.65:1	-14.6	324	N,T	F	JG1004-3543	
252607	87.00	STD	90.7	149.7	30	50	12.5:1	5.5	320	V,T	R	JG1004-3425	HN1023-033
361361	87.00	STD	90.7	149.7	30	50	13.5:1	8.9		N	F	JG1004-3425	HN1023-033
361362	87.50	0.50	90.7	149.7	30	50	13.5:1	8.4		N	F	JG1004-3445	HN1023-033
361363	88.00	1.00	90.7	149.7	30	50	13.5:1	7.9		N	F	JG1004-3465	HN1023-033
361364	89.00	2.00	90.7	149.7	30	50	13.5:1	7.0		N	F	JG1004-3504	
361365	90.00	3.00	90.7	149.7	30	50	13.5:1	6.0		N	F	JG1004-3543	

### HONDA H22A (MUST SLEEVE BLOCK)

Part #	Bore	Oversize (mm)	Stroke (mm)	Rod (mm)	C/D (mm)	Head CC's	C/R With .040	Dish/Dome CC's	Gram	Footnote	Skirt	Ring Set#	JE Proseal Head Gasket
298731	87.00	STD	90.7	143	31	53.8	9.0:1	-5.5	319	G,N,T	F	JG1004-3425	
298732	87.50	0.50	90.7	143	31	53.8	9.0:1	-6.2	321	G,N,T	F	JG1004-3445	
298733	88.00	1.00	90.7	143	31	53.8	9.0:1	-7.0	323	G,N,T	F	JG1004-3465	
166036	87.00	STD	90.7	143	31	53.8	10.0:1	0.7	322	G,N,V	R	JC0004-3425	
166035	87.00	STD	90.7	143	31	53.8	12.0:1	11.3	354	G,N,U	R	JC0004-3425	

### HONDA H23A (MUST SLEEVE BLOCK)

Part #	Bore	Oversize (mm)	Stroke (mm)	Rod (mm)	C/D (mm)	Head CC's	C/R With .040	Dish/Dome CC's	Gram	Footnote	Skirt	Ring Set#	JE Proseal Head Gasket
208472	87.50	0.50	95.0	141.5	30.58	50	9.0:1	-12	328	G,N,T	R	JC8004-3445	
208474	87.50	0.50	95.0	141.5	30.58	50	10.0:1	-5.8	316	G,N,V	R	JC8004-3445	

FOOTNOTES: N = Must Sleeve Block, T = Accepts Turbo and Nitrous, U = Not Designed for Use with Turbo or Nitrous, Ultra = Ultra Series Pistons, V = Accepts Nitrous



## HONDA / ACURA

### ACURA K20A/Z

Part #	Bore	Oversize (mm)	Stroke (mm)	Rod (mm)	C/D (mm)	Head CC's	C/R With .030	Dish/Dome CC's	Gram	Footnote	Skirt	Ring Set#	JE Proseal Head Gasket
242862	88.00	2.00	86.0	139	29.87	50.7	8.8:1	-7.6	325	N, T, V	R	JG1004-3465	HN1024-033
296963	86.00	STD	86.0	139	29.87	50.7	9.25:1	-4.7	303	T	F	JG1004-3386	HN1024-033
361252	86.25	0.25	86.0	139	29.87	50.7	9.25:1	-4.9	304	T	F	JG1004-3396	HN1024-033
296964	86.50	0.50	86.0	139	29.87	50.7	9.25:1	-5.3	305	T	F	JG1004-3405	HN1024-033
309342	87.00	1.00	86.0	139	29.87	50.7	9.25:1	-5.9	309	T	F	JG1004-3425	HN1024-033
309343	88.00	2.00	86.0	139	29.87	50.7	9.25:1	-7.2	326	T	F	JG1004-3465	HN1024-033
309344	89.00	3.00	86.0	139	29.87	50.7	9.25:1	-8.5	329	T	F	JG1004-3504	
317758	90.00	4.00	86.0	139	29.87	50.7	9.25:1	-10.7	335	T	F	JG1004-3543	
361270	86.00	STD	86.0	139	29.87	50.7	10.0:1	0.7		Ultra	F	JG1004-3386	HN1024-033
361271	86.25	0.25	86.0	139	29.87	50.7	10.0:1	0.4		Ultra	F	JG1004-3396	HN1024-033
361272	86.50	0.50	86.0	139	29.87	50.7	10.0:1	0.2		Ultra	F	JG1004-3405	HN1024-033
361273	87.00	1.00	86.0	139	29.87	50.7	10.0:1	-0.4		Ultra	F	JG1004-3425	HN1024-033
361274	87.50	1.50	86.0	139	29.87	50.7	10.0:1	-1.0		Ultra	F	JG1004-3445	HN1024-033
361275	88.00	2.00	86.0	139	29.87	50.7	10.0:1	-1.6		Ultra	F	JG1004-3465	HN1024-033
309411	86.00	STD	86.0	139	29.87	50.7	10.25:1	2.3	323	T	F	JG1004-3386	HN1024-033
361253	86.25	0.03	86.0	139	29.87	50.7	10.25:1	2.0	325	T	F	JG1004-3396	HN1024-033
309412	86.50	0.50	86.0	139	29.87	50.7	10.25:1	1.8	327	T	F	JG1004-3405	HN1024-033
309413	87.00	1.00	86.0	139	29.87	50.7	10.25:1	1.2	326	T	F	JG1004-3425	HN1024-033
309414	88.00	2.00	86.0	139	29.87	50.7	10.25:1	0.0	336	T	F	JG1004-3465	HN1024-033
309415	89.00	3.00	86.0	139	29.87	50.7	10.25:1	-1.1	339	T	F	JG1004-3504	
317757	90.00	4.00	86.0	139	29.87	50.7	10.25:1	-3.1	352	T	F	JG1004-3543	
204256	86.00	STD	86.0	139	29.87	50.7	11.2:1	7.1	307	V	R	JC2704-3386	HN1024-033
338057	86.00	STD	86.0	139	29.87	50.7	11.6:1	9.0	329	V	F	JG1004-3386	HN1024-033
361254	86.25	0.25	86.0	139	29.87	50.7	11.6:1	9.0	330	V	F	JG1004-3396	HN1024-033
338058	86.50	0.50	86.0	139	29.87	50.7	11.7:1	9.0	331	V	F	JG1004-3405	HN1024-033
338059	87.00	1.00	86.0	139	29.87	50.7	11.9:1	9.0	334	V	F	JG1004-3425	HN1024-033
338060	87.50	1.50	86.0	139	29.87	50.7	12.0:1	9.0	341	N, V	F	JG1004-3445	HN1024-033
338061	88.00	2.00	86.0	139	29.87	50.7	12.1:1	9.0	343	N, V	F	JG1004-3465	HN1024-033
338062	89.00	3.00	86.0	139	29.87	50.7	12.3:1	9.0	350	N, V	F	JG1004-3504	
338063	90.00	4.00	86.0	139	29.87	50.7	12.5:1	9.0	359	N, V	F	JG1004-3543	
226379	86.00	STD	86.0	139	29.87	50.7	11.6:1	9.2	313	U	R	JC2704-3386	HN1024-033
361255	86.00	STD	86.0	139	29.87	50.7	12.5:1	12.4		V	F	JG1004-3386	HN1024-033
361256	86.25	0.25	86.0	139	29.87	50.7	12.5:1	12.4		V	F	JG1004-3396	HN1024-033
361257	86.50	0.50	86.0	139	29.87	50.7	12.5:1	12.4		V	F	JG1004-3405	HN1024-033
345618	87.00	1.00	86.0	139	29.87	50.7	12.5:1	12.4	345	U	F	JG1004-3425	HN1024-033
345619	87.50	1.50	86.0	139	29.87	50.7	12.5:1	11.9	346	U	F	JG1004-3445	HN1024-033
345620	88.00	2.00	86.0	139	29.87	50.7	12.5:1	11.5	349	U	F	JG1004-3465	HN1024-033
338063	90.00	4.00	86.0	139	29.87	50.7	12.5:1	9.0	359	N, V	F	JG1004-3543	

NEW ULTRA SERIES (see pg. 5 for info)

JE SPORT COMPACT / EUROPEAN

### ACURA K24A WITH A K20A/Z HEAD

Part #	Bore	Oversize (mm)	Stroke (mm)	Rod (mm)	C/D (mm)	Head CC's	C/R With .030	Dish/Dome CC's	Gram	Footnote	Skirt	Ring Set#	JE Proseal Head Gasket
309418	87.00	STD	99.0	152	29.87	50.7	9.25:1	-15.5	301	T	F	JG1004-3425	HN1024-033
361260	87.50	0.50	99.0	152	29.87	50.7	9.25:1	-15.9	304	T	F	JG1004-3445	HN1024-033
309419	88.00	1.00	99.0	152	29.87	50.7	9.25:1	-17.1	306	T	F	JG1004-3465	HN1024-033
309420	89.00	2.00	99.0	152	29.87	50.7	9.25:1	-18.7	309	T	F	JG1004-3504	
317759	90.00	3.00	99.0	152	29.87	50.7	9.25:1	-21.0	314	T	F	JG1004-3543	
309421	87.00	STD	99.0	152	29.87	50.7	10.25:1	-7.4	318	T	F	JG1004-3425	HN1024-033
361261	87.50	0.50	99.0	152	29.87	50.7	10.25:1	-8.1	319	T	F	JG1004-3445	HN1024-033
309422	88.00	1.00	99.0	152	29.87	50.7	10.25:1	-8.7	320	T	F	JG1004-3465	HN1024-033
309423	89.00	2.00	99.0	152	29.87	50.7	10.25:1	-10.1	322	T	F	JG1004-3504	
317760	90.00	3.00	99.0	152	29.87	50.7	10.25:1	-12.3	328	T	F	JG1004-3543	
361273	87.00	STD	99.0	139	29.87	50.7	11.3:1	-0.4		Ultra	F	JG1004-3425	HN1024-033
361274	87.50	0.50	99.0	139	29.87	50.7	11.3:1	-1.0		Ultra	F	JG1004-3445	HN1024-033
361275	88.00	1.00	99.0	139	29.87	50.7	11.3:1	-1.6		Ultra	F	JG1004-3465	HN1024-033

FOOTNOTES: N = Must Sleeve Block, T = Accepts Turbo and Nitrous, U = Not Designed for Use with Turbo or Nitrous, Ultra = Ultra Series Pistons, V = Accepts Nitrous



## HONDA / ACURA

### ACURA K24A WITH A K20A/Z HEAD (CONTINUED)

Part #	Bore	Oversize (mm)	Stroke (mm)	Rod (mm)	C/D (mm)	Head CC's	C/R With .030	Dish/Dome CC's	Gram	Footnote	Skirt	Ring Set#	JE Proseal Head Gasket
309424	87.00	STD	99.0	152	29.87	50.7	11.75:1	2.0	332	V	F	JG1004-3425	HN1024-033
361262	87.50	0.50	99.0	152	29.87	50.7	11.75:1	0.9	334	V	F	JG1004-3445	HN1024-033
309425	88.00	1.00	99.0	152	29.87	50.7	11.75:1	0.8	336	V	F	JG1004-3465	HN1024-033
309426	89.00	2.00	99.0	152	29.87	50.7	11.75:1	-0.3	339	V	F	JG1004-3504	
317761	90.00	3.00	99.0	152	29.87	50.7	11.75:1	-2.2	345	U	F	JG1004-3543	
361263	87.00	STD	99.0	152	29.87	50.7	12.5:1	5.2		U	F	JG1004-3425	HN1024-033
361264	87.50	0.50	99.0	152	29.87	50.7	12.5:1	4.6		U	F	JG1004-3445	HN1024-033
361265	88.00	1.00	99.0	152	29.87	50.7	12.5:1	4.1		U	F	JG1004-3465	HN1024-033
361266	89.00	2.00	99.0	152	29.87	50.7	12.5:1	3.0		U	F	JG1004-3504	
361267	90.00	3.00	99.0	152	29.87	50.7	12.5:1	2.0		U	F	JG1004-3543	
242194	87.00	STD	99.0	152	29.87	50.7	13.3:1	8.6	334	U	R	JG1004-3425	
338059	87.00	STD	99.0	152	29.87	50.7	13.5:1	9.0	334	V	F	JG1004-3425	HN1024-033
338060	87.50	1.50	99.0	152	29.87	50.7	13.6:1	9.0	341	N, V	F	JG1004-3445	HN1024-033
338061	88.00	1.00	99.0	152	29.87	50.7	13.8:1	9.0	343	N, V	F	JG1004-3465	HN1024-033
338062	89.00	2.00	99.0	152	29.87	50.7	14.0:1	9.0	350	N, V	F	JG1004-3504	
338063	90.00	3.00	99.0	152	29.87	50.7	14.3:1	9.0	359	N, V	F	JG1004-3543	
345618	87.00	STD	99.0	152	29.87	50.7	14.2:1	12.4	345	U	F	JG1004-3425	HN1024-033
345619	87.50	0.50	99.0	152	29.87	50.7	14.2:1	11.9	346	U	F	JG1004-3445	HN1024-033
345620	88.00	1.00	99.0	152	29.87	50.7	14.2:1	11.5	349	U	F	JG1004-3465	HN1024-033

### ACURA/HONDA K20C TURBO

Part #	Bore	Oversize (mm)	Stroke (mm)	Rod (mm)	C/D (mm)	Head CC's	C/R With .026	Dish/Dome CC's	Gram	Footnote	Skirt	Ring Set#	JE Proseal Head Gasket
357423	86.00	STD	85.9	143.66	32	51.3	9.8:1	-1.5	352	T	F	JG1204-3386	
357424	86.50	0.50	85.9	143.66	32	51.3	9.8:1	-2.2	354	T	F	JG1204-3405	
361278	86.00	STD	85.9	143.66	32	51.3	10.0:1	0.0		Ultra	F	JG1204-3386	
361279	86.50	0.50	85.9	143.66	32	51.3	10.0:1	-0.6		Ultra	F	JG1204-3405	
357425	86.00	STD	85.9	143.66	32	51.3	10.5:1	2.6	355	T	F	JG1204-3386	
357426	86.50	0.50	85.9	143.66	32	51.3	10.5:1	2.0	356	T	F	JG1204-3405	

### HONDA L15A VTEC

Part #	Bore	Oversize (mm)	Stroke (mm)	Rod (mm)	C/D (mm)	Head CC's	C/R With .040	Dish/Dome CC's	Gram	Footnote	Skirt	Ring Set#	JE Proseal Head Gasket
295751	73.00	STD	89.4	149	26.1	26	9.0:1	-15.0	205	T	R	JG1004-2874	
325562	73.50	0.50	89.4	149	26.1	26	9.0:1	-16.1	207	T	R	JG1004-2894	
325563	73.00	STD	89.4	149	26.1	26	11.5:1	-4.4	210	V	R	JG1004-2874	
325564	73.50	0.50	89.4	149	26.1	26	11.5:1	-4.8	212	V	R	JG1004-2894	
325565	73.00	STD	89.4	149	26.1	26	12.5:1	-1.3	209	V	R	JG1004-2874	
325566	73.50	0.50	89.4	149	26.1	26	12.5:1	-1.7	211	V	R	JG1004-2894	

### HONDA L15B7 TURBO

Part #	Bore	Oversize (mm)	Stroke (mm)	Rod (mm)	C/D (mm)	Head CC's	C/R With .018	Dish/Dome CC's	Gram	Footnote	Skirt	Ring Set#	JE Proseal Head Gasket
357427	73.00	STD	89.5	140.9	28.6	27.6	9.5:1	-13.4	207	T	R	JG1004-2874	
357428	73.50	0.50	89.5	140.9	28.6	27.6	9.5:1	-14.0	209	T	R	JG1004-2894	
357429	73.00	STD	89.5	140.9	28.6	27.6	10.3:1	-9.6	218	T	R	JG1004-2874	
357430	73.50	0.50	89.5	140.9	28.6	27.6	10.3:1	-10.1	220	T	R	JG1004-2894	

**FOOTNOTES:** G = Stock Block Must Be Re-Sleeved, N = Must Sleeve Block, T = Accepts Turbo and Nitrous, U = Not Designed for Use with Turbo or Nitrous, V = Accepts Nitrous



## AUDI / VOLKSWAGEN

### AUDI/VW 1986+ 1.8L 16V KR/PL

Pin fitting, wire locks, and rings included

\*\*Must remove oil squirters or use adequate spacers\*\*

Part #	Bore	Oversize (mm)	Stroke (mm)	Rod (mm)	C/D (mm)	Head CC's	C/R With .040	Dish/Dome CC's	Gram	Footnote	Skirt	Ring Set#	JE Proseal Head Gasket
302353	81.00	STD	86.4	144	32.8	46	8.5:1	-7.6	280	T	F	JG1004-3189	VW1004-055
302356	81.50	0.50	86.4	144	32.8	46	8.5:1	-8.3	288	T	F	JG1004-3209	VW1004-055
302359	82.00	1.00	86.4	144	32.8	46	8.5:1	-9.0	286	T	F	JG1004-3228	VW1004-055
302354	81.00	STD	86.4	144	32.8	46	10.5:1	4.8	295	V	F	JG1004-3189	VW1004-055
302357	81.50	0.50	86.4	144	32.8	46	10.5:1	4.3	298	V	F	JG1004-3209	VW1004-055
302360	82.00	1.00	86.4	144	32.8	46	10.5:1	3.8	301	V	F	JG1004-3228	VW1004-055
302355	81.00	STD	86.4	144	32.8	46	11.5:1	9.3	307	V	F	JG1004-3189	VW1004-055
302358	81.50	0.50	86.4	144	32.8	46	11.5:1	8.8	311	V	F	JG1004-3209	VW1004-055
302361	82.00	1.00	86.4	144	32.8	46	11.5:1	8.4	313	V	F	JG1004-3228	VW1004-055

### AUDI/VW 1990-93 2.0L 9A 16V JETTA / GTI / PASSAT

Pin fitting, wire locks, and rings included

\*\*Must remove oil squirters or use adequate spacers\*\*

Part #	Bore	Oversize (mm)	Stroke (mm)	Rod (mm)	C/D (mm)	Head CC's	C/R With .040	Dish/Dome CC's	Gram	Footnote	Skirt	Ring Set#	JE Proseal Head Gasket
301937	83.00	0.50	92.8	144	29.59	46	8.5:1	-15.0	277	T	F	JG1004-3268	
301940	83.50	1.00	92.8	144	29.59	46	8.5:1	-15.7	279	T	F	JG1004-3287	
301938	83.00	0.50	92.8	144	29.59	46	9.5:1	-7.0	281	T	F	JG1004-3268	
301941	83.50	1.00	92.8	144	29.59	46	9.5:1	-7.4	286	T	F	JG1004-3287	
301939	83.00	0.50	92.8	144	29.59	46	11.5:1	4.1	292	V	F	JG1004-3268	
301942	83.50	1.00	92.8	144	29.59	46	11.5:1	3.7	295	V	F	JG1004-3287	

### AUDI/VW 1993-99 2.0L 8V GOLF III / JETTA III

Pin fitting, wire locks, and rings included

(AGN blocks must use full round series)  
(AEG blocks can use FSR and full round series)

Part #	Bore	Oversize (mm)	Stroke (mm)	Rod (mm)	C/D (mm)	Head CC's	C/R With .040	Dish/Dome CC's	Gram	Footnote	Skirt	Ring Set#	JE Proseal Head Gasket
295733	82.50	STD	92.8	159	30.60	30	9.0:1	-26.0	287	T	R	JG1004-3250	
302259	85.50	STD	92.8	159	30.60	30	9.0:1	-24.9	275	T	F	JG1004-3250	
295734	83.00	0.50	92.8	159	30.60	30	9.0:1	-26.8	289	T	R	JG1004-3268	
302261	83.00	0.50	92.8	159	30.60	30	9.0:1	-25.6	277	T	F	JG1004-3268	
186239	82.50	STD	92.8	159	30.81	30	10.2:1	-19.6	257	V	R	JG1004-3250	
302260	82.50	STD	92.8	159	30.60	30	10.5:1	-15.7	285	V	F	JG1004-3250	
186240	83.00	0.50	92.8	159	30.81	30	10.2:1	-19.6	258	V	R	JG1004-3268	
302262	83.00	0.50	92.8	159	30.60	30	10.5:1	-15.7	287	V	F	JG104-3268	

### AUDI/VW 1997-2005 1.8T 20V 20MM PIN - FULL ROUND SERIES

Pin fitting, wire locks, and rings included

Part #	Bore	Oversize (mm)	Stroke (mm)	Rod (mm)	C/D (mm)	Head CC's	C/R With .037	Dish/Dome CC's	Gram	Footnote	Skirt	Ring Set#	JE Proseal Head Gasket
242909	81.00	STD	86.4	144	32.66	43	8.8:1	-8.1	296	T	R	JG1004-3189	
242926	81.50	0.50	86.4	144	32.66	43	8.8:1	-8.7	304	T	R	JG1004-3209	
242928	82.00	1.00	86.4	144	32.66	43	8.8:1	-9.3	310	T	R	JG1004-3228	
295742	82.50	1.50	86.4	144	32.66	43	8.8:1	-12.2	307	T	R	JG1004-3250	
295744	83.00	2.00	86.4	144	32.66	43	8.8:1	-12.9	310	T	R	JG1004-3268	
242880	81.00	STD	86.4	144	32.66	43	9.6:1	-2.7	299	T	R	JG1004-3189	
242881	81.50	0.50	86.4	144	32.66	43	9.6:1	-3.1	303	T	R	JG1004-3209	
242882	82.00	1.00	86.4	144	32.66	43	9.6:1	-3.6	308	T	R	JG1004-3228	
295743	82.50	1.50	86.4	144	32.66	43	9.6:1	-6.0	310	T	R	JG1004-3250	
295745	83.00	2.00	86.4	144	32.66	43	9.6:1	-6.5	312	T	R	JG1004-3268	

FOOTNOTES: G = Stock Block Must Be Re-Sleeved, N = Must Sleeve Block, T = Accepts Turbo and Nitrous, V = Accepts Nitrous



## AUDI / VOLKSWAGEN

### AUDI/VW 1997-2005 1.8T 20V 20MM PIN - ASYMMETRICAL SERIES

Pin fitting, wire locks, and rings included

\*\*Asymmetrical FSR requires removal or modification of oil squirter

Part #	Bore	Oversize (mm)	Stroke (mm)	Rod (mm)	C/D (mm)	Head CC's	C/R With .037	Dish/Dome CC's	Gram	Footnote	Skirt	Ring Set#	JE Proseal Head Gasket
302020	81.00	STD	86.4	144	32.66	43	8.5:1	-10.6	278	T	F	JG1004-3189	
302022	81.50	0.50	86.4	144	32.66	43	8.5:1	-11.3	284	T	F	JG1004-3209	
302024	82.00	1.00	86.4	144	32.66	43	8.5:1	-12.0	288	T	F	JG1004-3228	
302026	82.50	1.50	86.4	144	32.66	43	8.5:1	-12.7	289	T	F	JG1004-3250	
302028	83.00	2.00	86.4	144	32.66	43	8.5:1	-13.4	293	T	F	JG1004-3268	
302021	81.00	STD	86.4	144	32.66	43	9.25:1	-5.3	290	T	F	JG1004-3189	
302023	81.50	0.50	86.4	144	32.66	43	9.25:1	-5.9	295	T	F	JG1004-3209	
302025	82.00	1.00	86.4	144	32.66	43	9.25:1	-6.5	295	T	F	JG1004-3228	
302027	82.50	1.50	86.4	144	32.66	43	9.25:1	-7.0	299	T	F	JG1004-3250	
302029	83.00	2.00	86.4	144	32.66	43	9.25:1	-7.7	303	T	F	JG1004-3268	

### AUDI/VW 1997-2005 1.8T 20V 20MM PIN - NEW FSR SERIES

Pin fitting, wire locks, and rings included

Part #	Bore	Oversize (mm)	Stroke (mm)	Rod (mm)	C/D (mm)	Head CC's	C/R With .037	Dish/Dome CC's	Gram	Footnote	Skirt	Ring Set#	JE Proseal Head Gasket
353823	81.00	STD	86.4	144	32.66	43	8.5:1	-10.6		T	F	JG1004-3189	
353824	81.50	0.50	86.4	144	32.66	43	8.5:1	-11.3		T	F	JG1004-3209	
353825	82.00	1.00	86.4	144	32.66	43	8.5:1	-12.0		T	F	JG1004-3228	
353826	82.50	1.50	86.4	144	32.66	43	8.5:1	-12.7		T	F	JG1004-3250	
353827	83.00	2.00	86.4	144	32.66	43	8.5:1	-13.4		T	F	JG1004-3268	
353828	81.00	STD	86.4	144	32.66	43	9.25:1	-5.3		T	F	JG1004-3189	
353829	81.50	0.50	86.4	144	32.66	43	9.25:1	-5.9		T	F	JG1004-3209	
353830	82.00	1.00	86.4	144	32.66	43	9.25:1	-6.5		T	F	JG1004-3228	
353831	82.50	1.50	86.4	144	32.66	43	9.25:1	-7.0		T	F	JG1004-3250	
353832	83.00	2.00	86.4	144	32.66	43	9.25:1	-7.7		T	F	JG1004-3268	

### AUDI/VW 2004-2008 2.0 TURBO FSI 20MM PIN - FULL ROUND SERIES

1.0 x 1.2 x 2.8mm rings included. | .787 x 2.250 straight wall carbon steel wrist pin included.  
20mm Wrist Pin Only.

\*\*Must remove oil squirters or use adequate spacers on VW/Audi FSR Series. FSR Series Calculated at "Zero" Deck and .031 gasket

Part #	Bore	Oversize (mm)	Stroke (mm)	Rod (mm)	C/D (mm)	Head CC's	C/R With .031	Dish/Dome CC's	Gram	Footnote	Skirt	Ring Set#	JE Proseal Head Gasket
279930	82.50	STD	92.8	144	29.6	45	9.0:1	-11.5	290	T	R	JG1004-3250	
279931	83.00	0.50	92.8	144	29.6	45	9.0:1	-12.2	294	T	R	JG1004-3268	
279932	83.50	1.00	92.8	144	29.6	45	9.0:1	-12.9	298	T	R	JG1004-3287	
284779	82.50	STD	92.8	144	29.6	45	10.25:1	-3.7	297	T	R	JG1004-3250	
284780	83.00	0.50	92.8	144	29.6	45	10.25:1	-4.3	301	T	R	JG1004-3268	
284781	83.50	1.00	92.8	144	29.6	45	10.25:1	-4.9	305	T	R	JG1004-3287	
291883	82.50	STD	92.8	144	29.3	45	10.9:1	-0.5	301	T	R	JG1004-3250	
291884	83.00	0.50	92.8	144	29.3	45	11.0:1	-0.5	309	T	R	JG1004-3268	
291885	83.50	1.00	92.8	144	29.3	45	11.1:1	-0.5	313	T	R	JG1004-3287	

### AUDI/VW 2004-2008 2.0 TURBO FSI 20MM PIN - ASYMMETRICAL SERIES

Pin fitting, wire locks, and rings included | 20mm Wrist Pin Only.

\*\*Asymmetrical FSR requires removal or modification of oil squirter

Part #	Bore	Oversize (mm)	Stroke (mm)	Rod (mm)	C/D (mm)	Head CC's	C/R With .031	Dish/Dome CC's	Gram	Footnote	Skirt	Ring Set#	JE Proseal Head Gasket
302337	82.50	STD	92.8	144	29.6	45	8.5:1	-15.3	272	T	F	JG1004-3250	
302341	83.00	STD	92.8	144	29.6	45	8.5:1	-16.0	275	T	F	JG1004-3268	
302346	83.50	STD	92.8	144	29.6	45	8.5:1	-16.7	279	T	F	JG1004-3287	
302338	82.50	STD	92.8	144	29.6	45	9.5:1	-7.4	278	T	F	JG1004-3250	
302342	83.00	STD	92.8	144	29.6	45	9.5:1	-8.0	282	T	F	JG1004-3268	
302348	83.50	STD	92.8	144	29.6	45	9.5:1	-8.7	285	T	F	JG1004-3287	
302339	82.50	STD	92.8	144	29.6	45	10.5:1	-1.3	285	T	F	JG1004-3250	
302343	83.00	STD	92.8	144	29.6	45	10.5:1	-1.9	291	T	F	JG1004-3268	
302349	83.50	STD	92.8	144	29.6	45	10.5:1	-2.4	294	T	F	JG1004-3287	

FOOTNOTES: T = Accepts Turbo and Nitrous

## AUDI / VOLKSWAGEN

### AUDI/VW 2004-2008 2.0 TURBO FSI 20MM PIN - NEW FSR SERIES

Pin fitting, wire locks, and rings included  
20mm Wrist Pin Only.

\*\*Must remove oil squirters or use adequate spacers.

Part #	Bore	Oversize (mm)	Stroke (mm)	Rod (mm)	C/D (mm)	Head CC's	C/R With .031	Dish/Dome CC's	Gram	Footnote	Skirt	Ring Set#	JE Proseal Head Gasket
353833	82.50	STD	92.8	144	29.6	45	9.25:1	-10.5	283	T	F	JG1004-3250	
353834	83.00	0.50	92.8	144	29.6	45	9.25:1	-11.25	286	T	F	JG1004-3268	
353835	83.50	1.00	92.8	144	29.6	45	9.25:1	-11.9	289	T	F	JG1004-3287	
353836	82.50	STD	92.8	144	29.6	45	10.0:1	-5.5		T	F	JG1004-3250	
353837	83.00	0.50	92.8	144	29.6	45	10.0:1	-6.2	295	T	F	JG1004-3268	
353838	83.50	1.00	92.8	144	29.6	45	10.0:1	-6.8	296	T	F	JG1004-3287	

### AUDI/VW 2008-2014 2.0T TSI 21MM PIN - FULL ROUND SERIES

Pin fitting, wire locks, and rings included  
21mm Wrist Pin Only.

Part #	Bore	Oversize (mm)	Stroke (mm)	Rod (mm)	C/D (mm)	Head CC's	C/R With .031	Dish/Dome CC's	Gram	Footnote	Skirt	Ring Set#	JE Proseal Head Gasket
314311	82.50	STD	92.8	144	26.6	46	9.1:1	-10.8	295	T	R	JG1004-3250	
314312	83.00	0.50	92.8	144	29.6	46	9.1:1	-11.5	297	T	R	JG1004-3268	
314313	83.50	1.00	92.8	144	29.6	46	9.1:1	-12.3	302	T	R	JG1004-3287	
329244	82.50	STD	92.8	144	29.6	46	9.6:1	-7.1	292	T	R	JG1004-3250	
329245	83.00	0.50	92.8	144	29.6	46	9.6:1	-7.8	295	T	R	JG1004-3268	
329246	83.50	1.00	92.8	144	29.6	46	9.6:1	-8.4	300	T	R	JG1004-3287	
314314	82.50	STD	92.8	144	29.6	46	10.3:1	-3.0	305	T	R	JG1004-3250	
314315	83.00	0.50	92.8	144	29.6	46	10.3:1	-3.6	309	T	R	JG1004-3268	
314316	83.50	1.00	92.8	144	29.6	46	10.3:1	-4.3	313	T	R	JG1004-3287	

### AUDI/VW 2008-2014 2.0T TSI 21MM PIN - ASYMMETRICAL SERIES

Pin fitting, wire locks, and rings included  
21mm Wrist Pin Only.

\*\*Asymmetrical FSR requires removal or modification of oil squirter

Part #	Bore	Oversize (mm)	Stroke (mm)	Rod (mm)	C/D (mm)	Head CC's	C/R With .031	Dish/Dome CC's	Gram	Footnote	Skirt	Ring Set#	JE Proseal Head Gasket
314317	82.50	STD	92.8	144	29.6	46	9.1:1	-10.8	272	T	F	JG1004-3250	
314318	83.00	0.50	92.8	144	29.6	46	9.1:1	-11.5	276	T	F	JG1004-3268	
314319	83.50	1.00	92.8	144	29.6	46	9.1:1	-12.3	280	T	F	JG1004-3287	
329247	82.50	STD	92.8	144	29.6	46	9.6:1	-7.1	274	T	F	JG1004-3250	
329248	83.00	0.50	92.8	144	29.6	46	9.6:1	-7.8		T	F	JG1004-3268	
329249	83.50	1.00	92.8	144	29.6	46	9.6:1	-8.4	281	T	F	JG1004-3287	
314320	82.50	STD	92.8	144	29.6	46	10.3:1	-3.0	297	T	F	JG1004-3250	
314321	83.00	0.50	92.8	144	29.6	46	10.3:1	-3.6	300	T	F	JG1004-3268	
314322	83.50	1.00	92.8	144	29.6	46	10.3:1	-4.3	303	T	F	JG1004-3287	

### AUDI/VW 2008-2014 2.0T TSI 21MM PIN - NEW FSR SERIES

Pin fitting, wire locks, and rings included  
21mm Wrist Pin Only.

Part #	Bore	Oversize (mm)	Stroke (mm)	Rod (mm)	C/D (mm)	Head CC's	C/R With .031	Dish/Dome CC's	Gram	Footnote	Skirt	Ring Set#	JE Proseal Head Gasket
353839	82.50	STD	92.8	144	29.6	46	9.6:1	-7.1	291	T	F	JG1004-3250	
353840	83.00	0.50	92.8	144	29.6	46	9.6:1	-7.8	325	T	F	JG1004-3268	
353841	83.50	1.00	92.8	144	29.6	46	9.6:1	-8.4	295	T	F	JG1004-3287	
353842	82.50	STD	92.8	144	29.6	46	10.0:1	-4.5	297	T	F	JG1004-3250	
353843	83.00	0.50	92.8	144	29.6	46	10.0:1	-5.2	300	T	F	JG1004-3268	
353844	83.50	1.00	92.8	144	29.6	46	10.0:1	-5.8	302	T	F	JG1004-3287	

FOOTNOTES: T = Accepts Turbo and Nitrous



## AUDI / VOLKSWAGEN

### AUDI/VW 2013+ 2.0T TSI 22MM PIN - FULL ROUND SERIES

Pin fitting, wire locks, and rings included  
22mm Wrist Pin Only.

\*\*Must remove oil squirters or use adequate spacers.

Part #	Bore	Oversize (mm)	Stroke (mm)	Rod (mm)	C/D (mm)	Head CC's	C/R With .031	Dish/Dome CC's	Gram	Footnote	Skirt	Ring Set#	JE Proseal Head Gasket
345812	82.50	STD	92.8	144	29.6	46	9.6:1	-7.1	291	T	R	JG1004-3250	
345814	83.00	0.5	92.8	144	29.6	46	9.6:1	-7.8	293	T	R	JG1004-3268	
353848	83.50	1.00	92.8	144	29.6	46	9.6:1	-8.4		T	R	JG1004-3287	
353845	82.50	STD	92.8	144	29.6	46	10.0:1	-4.5	294	T	R	JG1004-3250	
353846	83.00	0.50	92.8	144	29.6	46	10.0:1	-5.2	297	T	R	JG1004-3268	
353847	83.50	1.00	92.8	144	29.6	46	10.0:1	-5.8		T	R	JG1004-3287	

### AUDI/VW 2013+ 2.0T TSI 22MM PIN - NEW FSR SERIES

Pin fitting, wire locks, and rings included  
22mm Wrist Pin Only.

\*\*Must remove oil squirters or use adequate spacers.

Part #	Bore	Oversize (mm)	Stroke (mm)	Rod (mm)	C/D (mm)	Head CC's	C/R With .031	Dish/Dome CC's	Gram	Footnote	Skirt	Ring Set#	JE Proseal Head Gasket
353849	82.50	STD	92.8	144	29.6	46	9.6:1	-7.1	285	T	F	JG1004-3250	
353850	83.00	0.50	92.8	144	29.6	46	9.6:1	-7.8	290	T	F	JG1004-3268	
353851	83.50	1.00	92.8	144	29.6	46	9.6:1	-8.4		T	F	JG1004-3287	
353852	82.50	STD	92.8	144	29.6	46	10.0:1	-4.5	294	T	F	JG1004-3250	
353853	83.00	0.50	92.8	144	29.6	46	10.0:1	-5.2	296	T	F	JG1004-3268	
353854	83.50	1.00	92.8	144	29.6	46	10.0:1	-5.8		T	F	JG1004-3287	

### AUDI/VW 2013+ EURO / 2015+ USA 2.0T TSI 23MM PIN - FULL ROUND SERIES

Pin fitting, wire locks, and rings included  
23mm Wrist Pin Only.

\*\*Must remove oil squirters or use adequate spacers.

Part #	Bore	Oversize (mm)	Stroke (mm)	Rod (mm)	C/D (mm)	Head CC's	C/R With .031	Dish/Dome CC's	Gram	Footnote	Skirt	Ring Set#	JE Proseal Head Gasket
345817	82.50	STD	92.8	144	29.6	46	9.6:1	-7.1	287	T	R	JG1004-3250	
345819	83.00	0.5	92.8	144	29.6	46	9.6:1	-7.8	292	T	R	JG1004-3268	
353858	83.50	1.00	92.8	144	29.6	46	9.6:1	-8.4		T	R	JG1004-3287	
353855	82.50	STD	92.8	144	29.6	46	10.0:1	-4.5		T	F	JG1004-3250	
353856	83.00	0.50	92.8	144	29.6	46	10.0:1	-5.2		T	F	JG1004-3268	
353857	83.50	1.00	92.8	144	29.6	46	10.0:1	-5.8		T	F	JG1004-3287	

### AUDI/VW 2013+ EURO / 2015+ USA 2.0T TSI 23MM PIN - NEW FSR SERIES

Pin fitting, wire locks, and rings included  
23mm Wrist Pin Only.

\*\*Must remove oil squirters or use adequate spacers.

Part #	Bore	Oversize (mm)	Stroke (mm)	Rod (mm)	C/D (mm)	Head CC's	C/R With .031	Dish/Dome CC's	Gram	Footnote	Skirt	Ring Set#	JE Proseal Head Gasket
353859	82.50	STD	92.8	144	29.6	46	9.6:1	-7.1	282	T	F	JG1004-3250	
353860	83.00	0.50	92.8	144	29.6	46	9.6:1	-7.8	285	T	F	JG1004-3268	
353861	83.50	1.00	92.8	144	29.6	46	9.6:1	-8.4	288	T	F	JG1004-3287	
353862	82.50	STD	92.8	144	29.6	46	10.0:1	-4.5	289	T	F	JG1004-3250	
353863	83.00	0.50	92.8	144	29.6	46	10.0:1	-5.2	292	T	F	JG1004-3268	
353864	83.50	1.00	92.8	144	29.6	46	10.0:1	-5.8		T	F	JG1004-3287	

### AUDI/VW 1994+ RS2 5 CYL

Pin fitting, wire locks, and rings included

\*\*Must remove oil squirters or use adequate spacers.

Part #	Bore	Oversize (mm)	Stroke (mm)	Rod (mm)	C/D (mm)	Head CC's	C/R With .040	Dish/Dome CC's	Gram	Footnote	Skirt	Ring Set#	JE Proseal Head Gasket
302228	81.00	STD	86.4	144	32.8	46	8.5	-7.6	279	T	F	JG1005-3189	
302229	81.50	0.50	86.4	144	32.8	46	8.5	-8.3	285	T	F	JG1005-3209	

FOOTNOTES: T = Accepts Turbo and Nitrous

## AUDI / VOLKSWAGEN

### AUDI/VW 2013+ TT RS 5 CYL

Pin fitting, wire locks, and rings included

Part #	Bore	Oversize (mm)	Stroke (mm)	Rod (mm)	C/D (mm)	Head CC's	C/R With .033	Dish/Dome CC's	Gram	Footnote	Skirt	Ring Set#	JE Proseal Head Gasket
337966	82.50	STD	92.8	144	29.6	46	9.5:1	-7.5	310	T	R	JG1005-3250	
337967	83.00	0.50	92.8	144	29.6	46	9.5:1	-8.1	318	T	R	JG1005-3268	
337968	83.50	1.00	92.8	144	29.6	46	9.5:1	-8.8	321	T	R	JG1005-3287	

### AUDI/VW 1992-99 VR6 12V GTI / JETTA GLX / PASSAT AAA

Pin fitting, wire locks, and rings included

Part #	Bore	Oversize (mm)	Stroke (mm)	Rod (mm)	C/D (mm)	Head CC's	C/R With .040	Dish/Dome CC's	Gram	Footnote	Skirt	Ring Set#	JE Proseal Head Gasket
186235	82.00	1.00	90.2	164	32.39	-	9.0:1	-	304	T	R	JG1006-3228	VW1003-026
186236	83.00	2.00	90.2	164	32.39	-	9.0:1	-	306	T	R	JG1006-3268	VW1002-026
186237	82.00	1.00	90.2	164	32.39	-	10.0:1	-	296	V	R	JG1006-3228	VW1003-026
186238	83.00	2.00	90.2	164	32.39	-	10.0:1	-	302	V	R	JG1006-3268	VW1002-026

### AUDI/VW 1999-2005 2.8L 24V VR6

Pin fitting, wire locks, and rings included

Part #	Bore	Oversize (mm)	Stroke (mm)	Rod (mm)	C/D (mm)	Head CC's	C/R With .040	Dish/Dome CC's	Gram	Footnote	Skirt	Ring Set#	JE Proseal Head Gasket
279953	81.00	STD	90.2	164	42.82	39	8.5:1	-19.5	326	T	R	JG1006-3189	
279954	81.50	0.50	90.2	164	42.82	39	8.5:1	-20.2	330	T	R	JG1006-3209	
279955	82.00	1.00	90.2	164	42.82	39	8.5:1	-20.9	338	T	R	JG1006-3228	
279956	81.00	STD	90.2	164	42.82	39	11.1:1	-3.5	346	V	R	JG1006-3189	
279957	81.50	0.50	90.2	164	42.82	39	11.2:1	-3.5	351	V	R	JG1006-3209	
279958	82.00	1.00	90.2	164	42.82	39	11.3:1	-3.5	356	V	R	JG1006-3228	

### AUDI/VW 2001+ 3.2L 24V VR6 R32

Pin fitting, wire locks, and rings included

Part #	Bore	Oversize (mm)	Stroke (mm)	Rod (mm)	C/D (mm)	Head CC's	C/R With .040	Dish/Dome CC's	Gram	Footnote	Skirt	Ring Set#	JE Proseal Head Gasket
279946	84.00	STD	95.9	164	40.44	40	8.5:1	-27.0	328	T	R	JG1006-3307	
279947	84.50	0.50	95.9	164	40.44	40	8.5:1	-27.8	334	T	R	JG1006-3327	
279948	85.00	1.00	95.9	164	40.44	40	8.5:1	-28.6	337	T	R	JG1006-3346	
279949	84.00	STD	95.9	164	40.44	40	11.5:1	-6.8	342	V	R	JG1006-3307	
279950	84.50	0.50	95.9	164	40.44	40	11.5:1	-7.4	348	V	R	JG1006-3327	
279951	85.00	1.00	95.9	164	40.44	40	11.5:1	-7.9	354	V	R	JG1006-3346	

### AUDI/VW 1999-2005 2.7TT S4 30V

Part #	Bore	Oversize (mm)	Stroke (mm)	Rod (mm)	C/D (mm)	Head CC's	C/R With .048	Dish/Dome CC's	Gram	Footnote	Skirt	Ring Set#	JE Proseal Head Gasket
314323	81.00	STD	86.4	154	30.7	45.5	9.0:1	-3.3	302	T	R	JG1006-3189	
314324	81.50	0.50	86.4	154	30.7	45.5	9.0:1	-3.9	298	T	R	JG1006-3209	
314325	82.00	1.00	86.4	154	30.7	45.5	9.0:1	-4.5	304	T	R	JG1006-3228	
314326	82.50	1.50	86.4	154	30.7	45.5	9.0:1	-5.7	302	T	R	JG1006-3250	
314327	83.00	2.00	86.4	154	30.7	45.5	9.0:1	-6.4	315	T	R	JG1006-3268	

### AUDI/VW 2009+ R8 V10 5.2L FSI

Part #	Bore	Oversize (mm)	Stroke (mm)	Rod (mm)	C/D (mm)	Head CC's	C/R With .069	Dish/Dome CC's	Gram	Footnote	Skirt	Ring Set#	JE Proseal Head Gasket
308178	84.50	STD	92.8	154	27.6	46	9.0:1	-14.0	284	T	F	XC8450	
361280	85.00	0.50	92.8	154	27.6	46	9.0:1	-14.6		T	F	XC8500	
361281	84.50	STD	92.8	154	27.6	46	10.5:1	-3.7		T	F	XC8450	
361282	85.00	0.50	92.8	154	27.6	46	10.5:1	-4.7		T	F	XC8500	

FOOTNOTES: T = Accepts Turbo and Nitrous, V = Accepts Nitrous





## BMW

### BMW 1986 - 1990 M3 S14B23

Part #	Bore	Oversize (mm)	Stroke (mm)	Rod (mm)	C/D (mm)	Head CC's	C/R With .072	Dish/Dome CC's	Gram	Footnote	Skirt	Ring Set#	JE Proseal Head Gasket
321357	93.60	0.20	84.0	144	32	42.5	8.5:1	-23.1	370	T	F	J60004-3691	BM1008-079
321358	93.80	0.40	84.0	144	32	42.5	8.5:1	-23.4	372	T	F	JG1004-3701	BM1008-079
321359	94.00	0.60	84.0	144	32	42.5	8.5:1	-23.7	373	T	F	JG1004-3701	BM1008-079
321360	94.20	0.80	84.0	144	32	42.5	8.5:1	-24.0	374	T	F	JG1004-3711	BM1008-079
321361	93.60	0.20	84.0	144	32	42.5	13.0:1	5.8	407	V	F	J60004-3691	BM1008-079
321362	93.80	0.40	84.0	144	32	42.5	13.0:1	5.6	408	V	F	JG1004-3701	BM1008-079
321363	94.00	0.60	84.0	144	32	42.5	13.0:1	5.4	409	V	F	JG1004-3701	BM1008-079
321364	94.20	0.80	84.0	144	32	42.5	13.0:1	5.2	411	V	F	JG1004-3711	BM1008-079

### BMW 1995 M3 M50/S50B30US 3.0L 24V E36 22MM PIN

Part #	Bore	Oversize (mm)	Stroke (mm)	Rod (mm)	C/D (mm)	Head CC's	C/R With .072	Dish/Dome CC's	Gram	Footnote	Skirt	Ring Set#	JE Proseal Head Gasket
297179	86.00	STD	85.8	135	32.8	32	9.0:1	-23.6	297	T	F	JG1006-3386	
361346	86.25	0.25	85.8	135	32.8	32	9.0:1	-24.0		T	F	JG1006-3396	
297180	86.50	0.50	85.8	135	32.8	32	9.0:1	-24.2	299	T	F	JG1006-3405	
297181	86.00	STD	85.8	135	32.8	32	11.5:1	-8.8	300	V	F	JG1006-3386	
361347	86.25	0.25	85.8	135	32.8	32	11.5:1	-9.0		V	F	JG1006-3396	
297182	86.50	0.50	85.8	135	32.8	32	11.5:1	-9.3	302	V	F	JG1006-3405	
297183	86.00	STD	85.8	135	32.8	32	12.5:1	-4.7	304	U	F	JG1006-3386	
361348	86.25	0.25	85.8	135	32.8	32	12.5:1	-4.8		U	F	JG1006-3396	
297184	86.50	0.50	85.8	135	32.8	32	12.5:1	-5.0	305	U	F	JG1006-3405	

### BMW 1992-1995 M3 S50B30 EURO 3.0L 24V E36 21MM PIN

Part #	Bore	Oversize (mm)	Stroke (mm)	Rod (mm)	C/D (mm)	Head CC's	C/R With .072	Dish/Dome CC's	Gram	Footnote	Skirt	Ring Set#	JE Proseal Head Gasket
345622	86.00	STD	85.8	142	31.62	32	9.0:1	-22.2	319	T	F	JG1006-3386	
361349	86.25	0.25	85.8	142	31.62	32	9.0:1	-22.5		T	F	JG1006-3396	
345623	86.50	0.50	85.8	142	31.62	32	9.0:1	-22.8	321	T	F	JG1006-3405	
345624	86.00	STD	85.8	142	31.62	32	11.5:1	-7.3	329	V	F	JG1006-3386	
361350	86.25	0.25	85.8	142	31.62	32	11.5:1	-7.5		V	F	JG1006-3396	
345625	86.50	0.50	85.8	142	31.62	32	11.5:1	-7.8	333	V	F	JG1006-3405	
345626	86.00	STD	85.8	142	31.62	32	12.5:1	-3.2	339	U	F	JG1006-3386	
361351	86.25	0.25	85.8	142	31.62	32	12.5:1	-3.4		U	F	JG1006-3396	
345627	86.50	0.50	85.8	142	31.62	32	12.5:1	-3.6	343	U	F	JG1006-3405	

### BMW 1996-1999 M3 S52B32US 3.2L 24V E36 22MM PIN

Part #	Bore	Oversize (mm)	Stroke (mm)	Rod (mm)	C/D (mm)	Head CC's	C/R With .072	Dish/Dome CC's	Gram	Footnote	Skirt	Ring Set#	JE Proseal Head Gasket
297170	86.50	0.10	89.6	135	31	34	9.0:1	-25.1	285	T	F	JG1006-3405	
297171	87.00	0.60	89.6	135	31	34	9.0:1	-25.8	290	T	F	JG1006-3425	
297172	86.50	0.10	89.6	135	31	34	11.5:1	-9.4	291	V	F	JG1006-3405	
297173	87.00	0.60	89.6	135	31	34	11.5:1	-9.9	294	V	F	JG1006-3425	
297174	86.50	0.10	89.6	135	31	34	12.5:1	-5.0	295	U	F	JG1006-3405	
297175	87.00	0.60	89.6	135	31	34	12.5:1	-5.5	297	U	F	JG1006-3425	

### BMW 1996-1999 M3 S52B32 EURO 3.2L 24V E36 21MM PIN

Part #	Bore	Oversize (mm)	Stroke (mm)	Rod (mm)	C/D (mm)	Head CC's	C/R With .072	Dish/Dome CC's	Gram	Footnote	Skirt	Ring Set#	JE Proseal Head Gasket
345628	86.50	0.10	91.0	139	32.3	34	9.0:1	-25.4	323	T	F	JG1006-3405	
345629	87.00	0.60	91.0	139	32.3	34	9.0:1	-26.0	328	T	F	JG1006-3425	
345630	86.50	0.10	91.0	139	32.3	34	11.5:1	-9.6	330	V	F	JG1004-3405	
345631	87.00	0.60	91.0	139	32.3	34	11.5:1	-10.1	336	V	F	JG1006-3425	
345632	86.50	0.10	91.0	139	32.3	34	12.5:1	-5.2	336	U	F	JG1006-3405	
312383	86.75	0.35	91.0	139	32.3	34	12.5:1	-5.4	339	U	F	JG1006-3425	
345633	87.00	0.60	91.0	139	32.3	34	12.5:1	-5.7	340	U	F	JG1006-3425	

FOOTNOTES: T = Accepts Turbo and Nitrous, U = Not Designed for Use with Turbo or Nitrous, V = Accepts Nitrous

## BMW / CADILLAC / CITREON / DODGE

### BMW 2001-2006 E46 M3, 2001-02 Z3, 2006-08 Z4 S54B32 3.2L 24V

Part #	Bore	Oversize (mm)	Stroke (mm)	Rod (mm)	C/D (mm)	Head CC's	C/R With .040	Dish/Dome CC's	Gram	Footnote	Skirt	Ring Set#	JE Proseal Head Gasket
297115	87.00	STD	91.0	139	32.3	33	9.0:1	-29.3	306	T	F	JG1006-3425	BM1009-048
297117	87.00	STD	91.0	139	32.3	33	11.5:1	-13.2	330	V	F	JG1006-3425	BM1009-048
297119	87.00	STD	91.0	139	32.3	33	12.5:1	-8.7	340	U	F	JG1006-3425	BM1009-048
297116	87.50	0.50	91.0	139	32.3	33	9.0:1	-30.0	308	T	F	JG1006-3445	
297118	87.50	0.50	91.0	139	32.3	33	11.5:1	-13.8	332	V	F	JG1006-3445	
297120	87.50	0.50	91.0	139	32.3	33	12.5:1	-9.2	342	U	F	JG1006-3445	

### BMW 2007-2013 N54B30

Part #	Bore	Oversize (mm)	Stroke (mm)	Rod (mm)	C/D (mm)	Head CC's	C/R With .048	Dish/Dome CC's	Gram	Footnote	Skirt	Ring Set#	JE Proseal Head Gasket
338094	84.00	STD	89.6	145	31.6	32	9.5:1	-21.3	307	T	F	JG1006-3307	
338095	84.50	0.50	89.6	145	31.6	32	9.5:1	-22.0	310	T	F	JG1006-3327	
361360	85.00	1.00	89.6	145	31.6	32	9.5:1	-22.7	312	T	F	JG1006-3346	

### BMW 2009+ N55B30

Part #	Bore	Oversize (mm)	Stroke (mm)	Rod (mm)	C/D (mm)	Head CC's	C/R With .048	Dish/Dome CC's	Gram	Footnote	Skirt	Ring Set#	JE Proseal Head Gasket
338096	84.00	STD	89.6	145	32.4	37	9.5:1	-14.7	310	T	F	JG1006-3307-AL	
338097	84.50	0.50	89.6	145	32.4	37	9.5:1	-14.7	313	T	F	JG1006-3327-AL	

### CADILLAC / CHEVROLET 2.0L TURBO ECOTEC LTG

1.0 x 1.2 x 2.8mm rings included.  
Pin fitting, wire locks, and rings included

Part #	Bore	Oversize (mm)	Stroke (mm)	Rod (mm)	C/D (mm)	Head CC's	C/R With .040	Dish/Dome CC's	Gram	Footnote	Skirt	Ring Set#	JE Proseal Head Gasket
345821	86.00	STD	86.0	152.50	32.0	46	9.5	-1.3	333	T	F	JG1004-3386	
361352	86.25	0.25	86.0	152.50	32.0	46	9.5	-1.4	335	T	F	JG1004-3396	
345822	86.50	0.50	86.0	152.50	32.0	46	9.5	-1.5	336	T	F	JG1004-3405	

### CITROEN C2 VTS KIT CAR

Part #	Bore	Oversize (mm)	Stroke (mm)	Rod (mm)	C/D (mm)	Head CC's	C/R With .040	Dish/Dome CC's	Gram	Footnote	Skirt	Ring Set#	JE Proseal Head Gasket
312388	78.70	0.20	82.0	133.5	28.1		12.2:1	7.6	260		R	XC7900	

### CITROEN SAXO VTS TU5J4

Part #	Bore	Oversize (mm)	Stroke (mm)	Rod (mm)	C/D (mm)	Head CC's	C/R With .040	Dish/Dome CC's	Gram	Footnote	Skirt	Ring Set#	JE Proseal Head Gasket
312389	78.50	STD	82.0	133.5	32.5		9.0:1	-15.4	266		R	JC3004-3091	PG1000-039
312390	78.70	0.20	82.0	133.5	32.5		9.0:1	-15.4	266		R	XC7900	PG1000-039
312391	79.00	0.50	82.0	133.5	32.5		9.0:1	-15.4	270		R	XC7900	PG1000-039
312392	79.50	1.00	82.0	133.5	32.5		9.0:1	-15.4	274		R	XG7950	PG1000-039
312393	80.00	1.50	82.0	133.5	32.5		9.0:1	-15.4	279		R	XC8000	PG1000-039

### DODGE 1994-2001 NEON ECB / ECC / 420A

Part #	Bore	Oversize (mm)	Stroke (mm)	Rod (mm)	C/D (mm)	Head CC's	C/R With .040	Dish/Dome CC's	Gram	Footnote	Skirt	Ring Set#	JE Proseal Head Gasket
296935	88.00	0.50	83.0	139	31.4	52	8.5:1	-7.0	324	T	F	JG1004-3465	
296936	88.50	1.00	83.0	139	31.4	52	8.5:1	-7.7	326	T	F	JG1004-3484	
242870	88.00	0.50	83.0	139	31.4	52	10.5:1	8.0	347	V	R	JG1004-3465	
242871	88.50	1.00	83.0	139	31.4	52	10.5:1	7.6	351	V	R	JG1004-3484	

FOOTNOTES: T = Accepts Turbo and Nitrous, U = Not Designed for Use with Turbo or Nitrous, V = Accepts Nitrous



## DODGE / FERRARI

### DODGE 2003-UP NEON SRT-4 A853 / SRT4

Part #	Bore	Oversize (mm)	Stroke (mm)	Rod (mm)	C/D (mm)	Head CC's	C/R With .040	Dish/Dome CC's	Gram	Footnote	Skirt	Ring Set#	JE Proseal Head Gasket
296901	87.50	STD	101.0	151	36.37	52	8.5:1	-22.4	324	T	F	JG1004-3445	
296902	88.00	0.50	101.0	151	36.37	52	8.5:1	-23.0	326	T	F	JG1004-3465	
299205	88.50	1.00	101.0	151	36.37	52	8.5:1	-24.0	328	T	F	JG1004-3484	

### DODGE STEALTH 1990-2001 6G72 DOHC 24V

Part #	Bore	Oversize (mm)	Stroke (mm)	Rod (mm)	C/D (mm)	Head CC's	C/R With .040	Dish/Dome CC's	Gram	Footnote	Skirt	Ring Set#	JE Proseal Head Gasket
321330	91.10	STD	76.0	141	31.5	43	8.0:1	-15.5	342	T	F	JC2206-3587	
321331	91.50	0.40	76.0	141	31.5	43	8.0:1	-15.8	345	T	F	JG1006-3602	
321332	92.00	0.90	76.0	141	31.5	43	8.0:1	-16.5	347	T	F	JG1006-3622	
321333	91.10	STD	76.0	141	31.5	43	9.0:1	-6.5	355	T	F	JC2206-3587	
321334	91.50	0.40	76.0	141	31.5	43	9.0:1	-6.9	357	T	F	JG1006-3602	
321335	92.00	0.90	76.0	141	31.5	43	9.0:1	-7.5	359	T	F	JG1006-3622	

### FERRARI 246 2.4L 2V DOHC V6

Part #	Bore	Oversize (mm)	Stroke (mm)	Rod (mm)	C/D (mm)	Head CC's	C/R With .053	Dish/Dome CC's	Gram	Footnote	Skirt	Ring Set#	JE Proseal Head Gasket
362209	93.00	0.50	60.0	118	30.0	50.4	9.0:1	12.8			R	JG1006-3661	
362210	93.50	1.00	60.0	118	30.0	50.4	9.0:1	12.4			R	JG1006-3681	
362211	94.00	1.50	60.0	118	30.0	50.4	9.0:1	12.0			R	JG1006-3701	
362212	93.00	0.50	60.0	118	30.0	50.4	10.0:1	18.5			R	JG1006-3661	
362213	93.50	1.00	60.0	118	30.0	50.4	10.0:1	18.1			R	JG1006-3681	
362214	94.00	1.50	60.0	118	30.0	50.4	10.0:1	17.7			R	JG1006-3701	

### FERRARI 250 3.0L 2V SOHC V12

Part #	Bore	Oversize (mm)	Stroke (mm)	Rod (mm)	C/D (mm)	Head CC's	C/R With .040	Dish/Dome CC's	Gram	Footnote	Skirt	Ring Set#	JE Proseal Head Gasket
362215	73.50	0.50	58.8	112	28.9	44	9.5:1	22.3			R	XC7350	
362216	74.00	1.00	58.8	112	28.9	44	9.5:1	22.0			R	XC7400	

### FERRARI 308 2.9L 2V DOHC V8

Part #	Bore	Oversize (mm)	Stroke (mm)	Rod (mm)	C/D (mm)	Head CC's	C/R With .040	Dish/Dome CC's	Gram	Footnote	Skirt	Ring Set#	JE Proseal Head Gasket
362220	81.50	0.50	71.0	137	30.7	41	9.0:1	7.8			R	JG1001-3209	
362221	82.00	1.00	71.0	137	30.7	41	9.0:1	7.5			R	JG1001-3228	
362222	81.50	0.50	71.0	137	30.7	41	10.0:1	13.0			R	JG1001-3209	
362223	82.00	1.00	71.0	137	30.7	41	10.0:1	12.6			R	JG1001-3228	

### FERRARI 308 QUATTROVALVOLE 2.9L 4V DOHC V8

Part #	Bore	Oversize (mm)	Stroke (mm)	Rod (mm)	C/D (mm)	Head CC's	C/R With .040	Dish/Dome CC's	Gram	Footnote	Skirt	Ring Set#	JE Proseal Head Gasket
362224	81.50	0.50	71.0	137	30.7	18.5	9.5:1	-12.0			R	JG1001-3209	
362225	82.00	1.00	71.0	137	30.7	18.5	9.5:1	-12.3			R	JG1001-3228	
362226	81.00	0.50	71.0	137	30.7	18.5	10.0:1	-9.5			R	JG1001-3209	
362227	82.00	1.00	71.0	137	30.7	18.5	10.0:1	-9.8			R	JG1001-3228	

### FERRARI 330 COLOMBO 4.0L 2V SOHC V12

Part #	Bore	Oversize (mm)	Stroke (mm)	Rod (mm)	C/D (mm)	Head CC's	C/R With .040	Dish/Dome CC's	Gram	Footnote	Skirt	Ring Set#	JE Proseal Head Gasket
362228	77.50	0.50	71.0	137	29.9	48	9.0:1	15.4			R	JG1001-3051	
362229	78.00	1.00	71.0	137	29.9	48	9.0:1	15.0			R	JG1001-3071	
362230	77.50	0.50	71.0	137	29.9	48	10.0:1	20.1			R	JG1001-3051	
362231	78.00	1.00	71.0	137	29.9	48	10.0:1	19.8			R	JG1001-3071	

FOOTNOTES: T = Accepts Turbo and Nitrous

## FIAT / FORD

### FIAT 1990-1992 UNO/PUNTO GT 146A

Part #	Bore	Oversize (mm)	Stroke (mm)	Rod (mm)	C/D (mm)	Head CC's	C/R With .069	Dish/Dome CC's	Gram	Footnote	Skirt	Ring Set#	JE Proseal Head Gasket
312397	80.50	STD	67.4	128.52	33.3	Call	7.8:1	-6.4	285	T	F	XC8050	FT1002-051
312398	81.00	0.50	67.4	128.52	33.3	Call	7.8:1	-6.4	291	T	F	JG1004-3189	FT1002-051
312399	81.50	1.00	67.4	128.52	33.3	Call	7.8:1	-6.4	296	T	F	JG1004-3209	FT1002-051

### FIAT 1990-2000 BRAVA, PUNTO GT, SCUDO, TEMPRA, TIPO 159A

Part #	Bore	Oversize (mm)	Stroke (mm)	Rod (mm)	C/D (mm)	Head CC's	C/R With .040	Dish/Dome CC's	Gram	Footnote	Skirt	Ring Set#	JE Proseal Head Gasket
312394	86.40	STD	67.4	128.52	33.3	Call	9.2:1	-4.4	322	T	F	JG1004-3405	
312395	87.00	0.60	67.4	128.52	33.3	Call	9.2:1	-4.4	328	T	F	JG1004-3425	
312396	87.50	1.10	67.4	128.52	33.3	Call	9.2:1	-4.4	332	T	F	JG1004-3445	

### FIAT 1993-1999 UNO/PUNTO GT 176A

Part #	Bore	Oversize (mm)	Stroke (mm)	Rod (mm)	C/D (mm)	Head CC's	C/R With .040	Dish/Dome CC's	Gram	Footnote	Skirt	Ring Set#	JE Proseal Head Gasket
312400	80.50	STD	67.4	128.52	34.15	Call	7.8:1	-3.7	285	T	F	XC8050	FT1002-051
312401	81.00	0.50	67.4	128.52	34.15	Call	7.8:1	-3.7	292	T	F	JG1004-3189	FT1002-051
312402	81.50	1.00	67.4	128.52	34.15	Call	7.8:1	-3.7	297	T	F	JG1004-3209	FT1002-051

### FIAT COUPE 2.0 20V TURBO

Part #	Bore	Oversize (mm)	Stroke (mm)	Rod (mm)	C/D (mm)	Head CC's	C/R With .040	Dish/Dome CC's	Gram	Footnote	Skirt	Ring Set#	JE Proseal Head Gasket
312403	82.00	STD	75.7	145	32.8	Call	8.0:1	-8.0	294	T	F	JG1001-3228	
312404	82.50	0.50	75.7	145	32.8	Call	8.0:1	-8.0	300	T	F	JG1001-3250	
312405	83.00	1.00	75.7	145	32.8	Call	8.0:1	-8.0	305	T	F	JG1001-3268	

### FORD 2010-2018 GEN 1 3.5L V6 ECOBOOST

Part #	Bore	Oversize (mm)	Stroke (mm)	Rod (mm)	C/D (mm)	Head CC's	C/R With .040	Dish/Dome CC's	Gram	Footnote	Skirt	Ring Set#	JE Proseal Head Gasket
315146	92.50	STD	86.7	152.75	31.5	56	9.0	-8.6	385	T	F	JG1001-3642	
315147	92.75	0.25	86.7	152.75	31.5	56	9.0	-8.9	387	T	F	JG1001-3652	
315148	93.00	0.50	86.7	152.75	31.5	56	9.0	-9.3	390	T	F	JG1001-3661	
315149	92.50	STD	86.7	152.75	31.5	56	10.0	-0.5	398	T	F	JG1001-3642	
315150	92.75	0.25	86.7	152.75	31.5	56	10.0	-0.8	402	T	F	JG1001-3652	
315151	93.00	0.50	86.7	152.75	31.5	56	10.0	-1.1	406	T	F	JG1001-3661	

### FORD 2017+ GEN 2 3.5L V6 ECOBOOST

Part #	Bore	Oversize (mm)	Stroke (mm)	Rod (mm)	C/D (mm)	Head CC's	C/R With .040	Dish/Dome CC's	Gram	Footnote	Skirt	Ring Set#	JE Proseal Head Gasket
360928	92.50	STD	86.7	152.75	31.5	43	10.0:1	-12.5		T	F	JG1001-3642	
360929	92.63	0.13	86.7	152.75	31.5	43	10.0:1	-12.7		T	F	JG1001-3652	
360930	92.75	0.25	86.7	152.75	31.5	43	10.0:1	-12.9		T	F	JG1001-3652	
360931	93.00	1.00	86.7	152.75	31.5	43	10.0:1	-13.1		T	F	JG1001-3661	
360932	92.50	STD	86.7	152.75	31.5	43	10.5:1	-9.1		T	F	JG1001-3642	
360933	92.63	0.13	86.7	152.75	31.5	43	10.5:1	-9.3		T	F	JG1001-3652	
360934	92.75	0.50	86.7	152.75	31.5	43	10.5:1	-9.4		T	F	JG1001-3652	
360935	93.00	1.00	86.7	152.75	31.5	43	10.5:1	-9.7		T	F	JG1001-3661	

### FORD 2.3L ECOBOOST

Part #	Bore	Oversize (mm)	Stroke (mm)	Rod (mm)	C/D (mm)	Head CC's	C/R With .040	Dish/Dome CC's	Gram	Footnote	Skirt	Ring Set#	JE Proseal Head Gasket
337924	87.50	STD	94.0	149.20	33.0	53	9.5:1	-6.4	359	T	F	JG1004-3445	
337925	88.00	0.50	94.0	149.20	33.0	53	9.5:1	-7.6	362	T	F	JG1004-3465	
337926	88.50	1.00	94.0	149.20	33.0	53	9.5:1	-8.2	360	T	F	JG1004-3484	

FOOTNOTES: T = Accepts Turbo and Nitrous



## FORD / HYUNDAI / LAMBORGHINI

### FORD 2000-UP ZX3 ZETEC

Part #	Bore	Oversize (mm)	Stroke (mm)	Rod (mm)	C/D (mm)	Head CC's	C/R With .040	Dish/Dome CC's	Gram	Footnote	Skirt	Ring Set#	JE Proseal Head Gasket
298715	85.00	0.18	88.0	139.2	29.75	48	9.0:1	-8.0	304	T	F	JG1004-3346	FD1020-039
298716	85.50	0.68	88.0	139.2	29.75	48	9.0:1	-8.8	306	T	F	JG1004-3366	FD1020-039
298717	85.00	0.18	88.0	139.2	29.75	48	11.0:1	5.0	323	V	F	JG1004-3346	FD1020-039
298718	85.50	0.68	88.0	139.2	29.75	48	11.0:1	4.5	325	V	F	JG1004-3366	FD1020-039

### FORD SIERRA COSWORTH N5B (YB)

Part #	Bore	Oversize (mm)	Stroke (mm)	Rod (mm)	C/D (mm)	Head CC's	C/R With .040	Dish/Dome CC's	Gram	Footnote	Skirt	Ring Set#	JE Proseal Head Gasket
322459	90.82	STD	76.9	128.5	40.75	45	8.0:1	-20.0	376	T	F	JG1004-3583	FD1007-039
322460	91.00	0.18	76.9	128.5	40.75	45	8.0:1	-20.0	378	T	F	JG1004-3583	FD1007-039
322461	91.50	0.68	76.9	128.5	40.75	45	8.0:1	-20.0	384	T	F	JG1004-3602	FD1007-039
322462	92.00	1.18	76.9	128.5	40.75	45	8.0:1	-20.0	387	T	F	JG1004-3622	FD1008-045
322463	92.50	1.68	76.9	128.5	40.75	45	8.0:1	-20.0	390	T	F	JG1004-3642	FD1008-045
322464	93.00	2.18	76.9	128.5	40.75	45	8.0:1	-20.0	393	T	F	JG1004-3661	FD1009-045
322465	93.50	2.68	76.9	128.5	40.75	45	8.0:1	-20.0	396	T	F	JG1004-3681	FD1009-045
322466	94.00	3.18	76.9	128.5	40.75	45	8.0:1	-20.0	400	T	F	JG1004-3701	FD1009-045

### FORD FOCUS ST 2.5L 20V TURBO

Part #	Bore	Oversize (mm)	Stroke (mm)	Rod (mm)	C/D (mm)	Head CC's	C/R With .040	Dish/Dome CC's	Gram	Footnote	Skirt	Ring Set#	JE Proseal Head Gasket
312414	83.00	STD	93.2	143	28.4	51	8.5:1	-7.2	282	T	F	JG1001-3268	
312415	83.50	0.50	93.2	143	28.4	51	8.5:1	-7.2	285	T	F	JG1001-3287	
312416	84.00	1.00	93.2	143	28.4	51	8.5:1	-7.2	289	T	F	JG1001-3307	

### HYUNDAI 2013+ GAMMA GDI 1.6 TURBO

Part #	Bore	Oversize (mm)	Stroke (mm)	Rod (mm)	C/D (mm)	Head CC's	C/R With .020	Dish/Dome C's	Gram	Footnote	Skirt	Ring Set#	JE Proseal Head Gasket
361285	77.00	STD	85.4	130.7	27.9	34	9.5:1	-8.2		T	R	JG1004-3031	
361286	77.50	0.50	85.4	130.7	27.9	34	9.5:1	-8.7		T	R	JG1004-3051	

### HYUNDAI GENESIS 2.0 THETA

Part #	Bore	Oversize (mm)	Stroke (mm)	Rod (mm)	C/D (mm)	Head CC's	C/R With .040	Dish/Dome C's	Gram	Footnote	Skirt	Ring Set#	JE Proseal Head Gasket
298946	86.00	STD	86.0	146	30	50.5	9.0:1	-5.5	304	T	F	JG1004-3386	MI1005-039
361353	86.25	0.25	86.0	146	30	50.5	9.0:1	-5.9	305	T	F	JG1004-3396	MI1005-039
298947	86.50	0.50	86.0	146	30	50.5	9.0:1	-6.2	306	T	F	JG1004-3405	MI1005-039

### HYUNDAI GENESIS 3.8 V6 COUPE ONLY

Part #	Bore	Oversize (mm)	Stroke (mm)	Rod (mm)	C/D (mm)	Head CC's	C/R With .040	Dish/Dome CC's	Gram	Footnote	Skirt	Ring Set#	JE Proseal Head Gasket
299815	96.00	STD	87.0	149.6	31.55	47.5	9.0:1	-23.2	382	T	R	JC2806-3780	
299816	96.50	0.50	87.0	149.6	31.55	47.5	9.0:1	-24.0	387	T	R	JC2806-3799	

### LAMBORGHINI 2003-2008 GALLARDO V10 5.0L

Part #	Bore	Oversize (mm)	Stroke (mm)	Rod (mm)	C/D (mm)	Head CC's	C/R With .069	Dish/Dome CC's	Gram	Footnote	Skirt	Ring Set#	JE Proseal Head Gasket
308177	82.50	STD	92.8	154	27.6	46	9.0:1	-11.2	268	T	F	XC8255	

FOOTNOTES: T = Accepts Turbo and Nitrous, V = Accepts Nitrous



## LAMBORGHINI / LANCIA/ MAZDA / MINI COOPER / MITSUBISHI

### LAMBORGHINI 2009 + GALLARDO V10 / AUDI R8 V10 5.2L FSI

Part #	Bore	Oversize (mm)	Stroke (mm)	Rod (mm)	C/D (mm)	Head CC's	C/R With .069	Dish/Dome CC's	Gram	Footnote	Skirt	Ring Set#	JE Proseal Head Gasket
308178	84.50	STD	92.8	154	27.6	46	9.0:1	-14.0	284	T	F	XC8450	
361280	85.00	0.50	92.8	154	27.6	46	9.0:1	-14.6		T	F	XC8500	
361281	84.50	STD	92.8	154	27.6	46	10.5:1	-3.7		T	F	XC8450	
361282	85.00	0.50	92.8	154	27.6	46	10.5:1	-4.7		T	F	XC8500	

### LANCIA DELTA INTEGRALE EVO 16V

Part #	Bore	Oversize (mm)	Stroke (mm)	Rod (mm)	C/D (mm)	Head CC's	C/R With .069	Dish/Dome CC's	Gram	Footnote	Skirt	Ring Set#	JE Proseal Head Gasket
312418	84.00	STD	90.0	145	39.65	42.7	8.0:1	-25.3	338	T	F	JG1004-3307	FT1003-063
312419	84.20	0.20	90.0	145	39.65	42.7	8.0:1	-25.3	339	T	F	JG1004-3327	FT1003-063
312420	84.40	0.40	90.0	145	39.65	42.7	8.0:1	-25.3	338	T	F	JG1004-3327	FT1003-063
312421	84.60	0.60	90.0	145	39.65	42.7	8.0:1	-25.3	343	T	F	JG1004-3327	FT1003-063
312422	84.80	0.80	90.0	145	39.65	42.7	8.0:1	-25.3	344	T	F	JG1004-3346	FT1003-063
351873	85.00	1.00	90.0	145	39.65	42.7	8.0:1	-25.3	347	T	F	JG1004-3346	FT1005-063
326411	84.00	STD	90.0	145	39.65	42.7	9.0:1	-13.5	353	T	F	JG1004-3307	FT1003-063
326412	84.20	0.20	90.0	145	39.65	42.7	9.0:1	-13.8	355	T	F	JG1004-3327	FT1003-063
326413	84.40	0.40	90.0	145	39.65	42.7	9.0:1	-14.0	357	T	F	JG1004-3327	FT1003-063
326414	84.60	0.60	90.0	145	39.65	42.7	9.0:1	-14.3	359	T	F	JG1004-3327	FT1003-063
326415	84.80	0.80	90.0	145	39.65	42.7	9.0:1	-14.6	361	T	F	JG1004-3346	FT1003-063
351874	85.00	1.00	90.0	145	39.65	42.7	9.0:1	-14.9	363	T	F	JG1004-3346	FT1005-063

### MAZDA 1994-2005 MIATA BP 1.8 LITER

Part #	Bore	Oversize (mm)	Stroke (mm)	Rod (mm)	C/D (mm)	Head CC's	C/R With .040	Dish/Dome CC's	Gram	Footnote	Skirt	Ring Set#	JE Proseal Head Gasket
255773	83.50	0.50	85.0	132.95	30.6	50	9.0:1	-2.0	294	T	R	JG1004-3287	
255774	84.00	1.00	85.0	132.95	30.6	50	9.0:1	-2.7	301	T	R	JG1004-3307	
255775	84.50	1.50	85.0	132.95	30.6	50	9.0:1	-3.4	307	T	R	JG1004-3327	

### MINI COOPER S 2002-2006

Part #	Bore	Oversize (mm)	Stroke (mm)	Rod (mm)	C/D (mm)	Head CC's	C/R With .040	Dish/Dome CC's	Gram	Footnote	Skirt	Ring Set#	JE Proseal Head Gasket
312423	77.00	STD	85.8	131.5	26.5	33	8.3:1	-1.0	238	T	R	XC7700	
312424	77.25	0.25	85.8	131.5	26.5	33	8.3:1	-1.0	241	T	R	JG0004-3051	
312425	77.50	0.50	85.8	131.5	26.5	33	8.3:1	-1.0	243	T	R	JG0004-3051	

### MITSUBISHI 1988-92 ECLIPSE / TALON / EVO 4G63 21 MM PIN (6 BOLT)

Part #	Bore	Oversize (mm)	Stroke (mm)	Rod (mm)	C/D (mm)	Head CC's	C/R With .040	Dish/Dome CC's	Gram	Footnote	Skirt	Ring Set#	JE Proseal Head Gasket
208478	85.50	0.50	88.0	150	34.72	47	8.5:1	-13.2	317	T	R	JG2704-3366	
253995	86.00	1.00	88.0	150	34.72	47	8.5:1	-14.0	319	T	R	JG2804-3386	
270665	85.50	0.50	100.0	150	28.7	47	8.5:1	-22.0	285	T	R	JG1004-3366	
270668	86.00	1.00	100.0	150	28.7	47	8.5:1	-22.0	292	T	R	JG1004-3386	

### MITSUBISHI 1993-99 ECLIPSE / TALON / 4G63 22 MM PIN

Part #	Bore	Oversize (mm)	Stroke (mm)	Rod (mm)	C/D (mm)	Head CC's	C/R With .040	Dish/Dome CC's	Gram	Footnote	Skirt	Ring Set#	JE Proseal Head Gasket
297511	85.50	0.50	88.0	150	34.72	47	8.5:1	-13.2	311	T	F	JG1004-3366	
297512	86.00	1.00	88.0	150	34.72	47	8.5:1	-14.0	313	T	F	JG1004-3386	
302951	85.00	STD	88.0	150	34.72	47	10.0:1	-2.1/FT	313	T	F	JG1004-3346	
302952	85.50	0.50	88.0	150	34.72	47	10.0:1	-2.1/FT	315	T	F	JG1004-3366	
302953	86.00	1.00	88.0	150	34.72	47	10.0:1	-2.1/FT	317	T	F	JG1004-3386	
297506	85.50	0.50	100.0	150	28.7	47	8.5:1	-22.0	276	T	F	JG1004-3366	
297507	86.00	1.00	100.0	150	28.7	47	8.5:1	-23.3	278	T	F	JG1004-3386	

FOOTNOTES: T = Accepts Turbo and Nitrous



# MITSUBISHI

## MITSUBISHI 2001-2007 EVOLUTION VII-IX / 4G63 22 MM PIN

Only works in 2001-2007 Mitsubishi Evolution Engines \*\*Gaskets for EVO IV-VIII Only

NEW ULTRA SERIES (see pg. 5 for info)

Part #	Bore	Oversize (mm)	Stroke (mm)	Rod (mm)	C/D (mm)	Head CC's	C/R With .040	Dish/Dome CC's	Gram	Footnote	Skirt	Ring Set#	JE Proseal Head Gasket
297050	85.00	STD	88.0	150	34.7	43.5	9.0:1	-12.5	303	T	F	JG1004-3346	MI1000-039
297051	85.50	0.50	88.0	150	34.7	43.5	9.0:1	-13.3	306	T	F	JG1004-3366	MI1001-039
297052	86.00	1.00	88.0	150	34.7	43.5	9.0:1	-14	309	T	F	JG1004-3386	MI1001-039
361287	85.00	STD	88.0	150	34.7	43.5	10.0:1	-5.0		Ultra	F	JG1004-3346	MI1000-039
361288	85.50	0.50	88.0	150	34.7	43.5	10.0:1	-5.5		Ultra	F	JG1004-3366	MI1001-039
361289	86.00	1.00	88.0	150	34.7	43.5	10.0:1	-6.0		Ultra	F	JG1004-3386	MI1001-039
297007	85.00	STD	88.0	150	34.7	43.5	10.5:1	-2.1/FT	313	T	F	JG1004-3346	MI1000-039
297008	85.50	0.50	88.0	150	34.7	43.5	10.5:1	-2.1/FT	315	T	F	JG1004-3366	MI1001-039
297009	86.00	1.00	88.0	150	34.7	43.5	10.5:1	-2.1/FT	317	T	F	JG1004-3386	MI1001-039
297478	85.00	STD	94.0	150	31.7	43.5	9.0:1	-17.1	293	T	F	JG1004-3346	MI1000-039
297479	85.50	0.50	94.0	150	31.7	43.5	9.0:1	-17.9	296	T	F	JG1004-3366	MI1001-039
297480	86.00	1.00	94.0	150	31.7	43.5	9.0:1	-18.6	299	T	F	JG1004-3366	MI1001-039
297047	85.00	STD	100.0	150	28.7	43.5	9.0:1	-21.7	268	T	F	JG1004-3346	MI1000-039
297048	85.50	0.50	100.0	150	28.7	43.5	9.0:1	-22	272	T	F	JG1004-3366	MI1001-039
297049	86.00	1.00	100.0	150	28.7	43.5	9.0:1	-23.3	274	T	F	JG1004-3386	MI1001-039
361290	85.00	STD	100.0	150	28.7	43.5	10.0:1	-12.5		Ultra	F	JG1004-3346	MI1000-039
361291	85.50	0.50	100.0	150	28.7	43.5	10.0:1	-13.2		Ultra	F	JG1004-3366	MI1001-039
361292	86.00	1.00	100.0	150	28.7	43.5	10.0:1	-13.9		Ultra	F	JG1004-3386	MI1001-039

## MITSUBISHI 4G64 WITH 4G63 HEAD 22 MM PIN

Part #	Bore	Oversize (mm)	Stroke (mm)	Rod (mm)	C/D (mm)	Head CC's	C/R With .040	Dish/Dome CC's	Gram	Footnote	Skirt	Ring Set#	JE Proseal Head Gasket
352360	87.00	0.50	100.0	150	34.72	47	8.5:1	-24.0	314	T	R	JG1004-3425	
352361	87.50	1.00	100.0	150	34.72	47	8.5:1	-24.9	322	T	R	JG1004-3445	

## MITSUBISHI 2007-UP EVO X 4B11T

\*\*Oil squirter modification needed for Asymmetrical FSR. Squirter can be bent or locating pin removed for clearance. Please make sure to check Rod to Oil Squirter clearance when relocating oil squirter.

Part #	Bore	Oversize (mm)	Stroke (mm)	Rod (mm)	C/D (mm)	Head CC's	C/R With .040	Dish/Dome CC's	Gram	Footnote	Skirt	Ring Set#	JE Proseal Head Gasket
296904	86.00	STD	86.0	143.75	33.35	50.5	9.0:1	-5.5	320	T	F	JG1004-3386	MI1005-039
361293	86.25	0.25	86.0	143.75	33.35	50.5	9.0:1	-5.8		T	F	JG1004-3396	MI1005-039
296905	86.50	0.50	86.0	143.75	33.35	50.5	9.0:1	-6.2	324	T	F	JG1004-3405	MI1005-039
317836	87.00	1.00	86.0	143.75	33.35	50.5	9.0:1	-6.8	328	T	F	JG1004-3425	MI1005-039
317837	88.00	2.00	86.0	143.75	33.35	50.5	9.0:1	-8.2	336	T	F	JG1004-3465	MI1005-039
317839	89.00	3.00	86.0	143.75	33.35	50.5	9.0:1	-9.5	350	T	F	JG1004-3543	MI1005-039
317838	90.00	4.00	86.0	143.75	33.35	50.5	9.0:1	-10.9	344	T	F	JG1004-3504	MI1005-039
361295	86.00	STD	86.0	143.75	33.35	50.5	10.0:1	1.4		Ultra	F	JG1004-3386	MI1005-039
361296	86.50	0.50	86.0	143.75	33.35	50.5	10.0:1	0.8		Ultra	F	JG1004-3405	MI1005-039
361297	87.00	1.00	86.0	143.75	33.35	50.5	10.0:1	0.2		Ultra	F	JG1004-3425	MI1005-039
317840	86.00	STD	86.0	143.75	33.35	50.5	10.0:1	1.4	338	T	F	JG1004-3386	MI1005-039
361294	86.25	0.25	86.0	143.75	33.35	50.5	10.0:1	1.1		T	F	JG1004-3396	MI1005-039
317841	86.50	0.50	86.0	143.75	33.35	50.5	10.0:1	0.8	342	T	F	JG1004-3405	MI1005-039
317842	87.00	1.00	86.0	143.75	33.35	50.5	10.0:1	0.2	348	T	F	JG1004-3425	MI1005-039
317843	88.00	2.00	86.0	143.75	33.35	50.5	10.0:1	-1.0	354	T	F	JG1004-3465	MI1005-039
317844	89.00	3.00	86.0	143.75	33.35	50.5	10.0:1	-2.1	360	T	F	JG1004-3504	MI1005-039
317845	90.00	4.00	86.0	143.75	33.35	50.5	10.0:1	-3.3	366	T	F	JG1004-3543	MI1005-039

## MITSUBISHI 1990-2001 6G72 DOHC 24V

Part #	Bore	Oversize (mm)	Stroke (mm)	Rod (mm)	C/D (mm)	Head CC's	C/R With .040	Dish/Dome CC's	Gram	Footnote	Skirt	Ring Set#	JE Proseal Head Gasket
321330	91.10	STD	76.0	141	31.5	43	8.0:1	-15.5	342	T	F	JC2206-3587	
321331	91.50	0.40	76.0	141	31.5	43	8.0:1	-15.8	345	T	F	JG1006-3602	
321332	92.00	0.90	76.0	141	31.5	43	8.0:1	-16.5	347	T	F	JG1006-3622	
321333	91.10	STD	76.0	141	31.5	43	9.0:1	-6.5	355	T	F	JC2206-3587	
321334	91.50	0.40	76.0	141	31.5	43	9.0:1	-6.9	357	T	F	JG1006-3602	
321335	92.00	0.90	76.0	141	31.5	43	9.0:1	-7.5	359	T	F	JG1006-3622	

FOOTNOTES: T = Accepts Turbo and Nitrous, Ultra = Ultra Series Pistons

# NISSAN

## NISSAN 1982-91 CA18DET

Part #	Bore	Oversize (mm)	Stroke (mm)	Rod (mm)	C/D (mm)	Head CC's	C/R With .040	Dish/Dome CC's	Gram	Footnote	Skirt	Ring Set#	JE Proseal Head Gasket
302299	83.00	STD	83.6	133	30	51	8.5:1	FT	293	T	F	JG1004-3268	
302300	83.50	0.50	83.6	133	30	51	8.5:1	FT	295	T	F	JG1004-3287	
302301	84.00	1.00	83.6	133	30	51	8.5:1	FT	297	T	F	JG1004-3307	

## NISSAN FI20

Part #	Bore	Oversize (mm)	Stroke (mm)	Rod (mm)	C/D (mm)	Head CC's	C/R With .040	Dish/Dome CC's	Gram	Footnote	Skirt	Ring Set#	JE Proseal Head Gasket
317882	89.00	STD	80.0	140	32	49.5	8.5:1	-10	327	T	F	JG1004-3504	
317883	89.50	0.50	80.0	140	32	49.5	8.5:1	-10.7	330	T	F	JG1004-3524	
317884	90.00	1.00	80.0	140	32	49.5	8.5:1	-11.4	333	T	F	JG1004-3543	
317885	89.00	STD	80.0	140	32	49.5	9.5:1	-2.2	343	T	F	JG1004-3504	
317886	89.50	0.50	80.0	140	32	49.5	9.5:1	-2.8	346	T	F	JG1004-3524	
317887	90.00	1.00	80.0	140	32	49.5	9.5:1	-3.4	349	T	F	JG1004-3543	

## NISSAN SENTRA / 200SX SE-R / SILVIA / 180SX & BLUEBIRD SR20DET

Part #	Bore	Oversize (mm)	Stroke (mm)	Rod (mm)	C/D (mm)	Head CC's	C/R With .040	Dish/Dome CC's	Gram	Footnote	Skirt	Ring Set#	JE Proseal Head Gasket
361302	86.00	STD	86.00	136.25	31.83	46.5	8.5:1	-13.0		Ultra	F	JG1004-3386	
361303	86.50	0.50	86.00	136.25	31.83	46.5	8.5:1	-13.6		Ultra	F	JG1004-3405	
361304	87.00	1.00	86.00	136.25	31.83	46.5	8.5:1	-14.3		Ultra	F	JG1004-3425	
298727	86.00	STD	86.0	136.25	31.83	46.5	8.5:1	-11.3	308	T	F	JG1004-3386	
361298	86.25	0.25	86.0	136.25	31.83	46.5	8.5:1	-11.5		T	F	JG1004-3396	
298728	86.50	0.50	86.0	136.25	31.83	46.5	8.5:1	-11.8	313	T	F	JG1004-3405	
298729	87.00	1.00	86.0	136.25	31.83	46.5	8.5:1	-12.4	316	T	F	JG1004-3425	
317917	88.00	2.00	86.0	136.25	31.83	46.5	8.5:1	-14.1	320	T	F	JG1004-3465	
317918	89.00	3.00	86.0	136.25	31.83	46.5	8.5:1	-15.5	326	T	F	JG1004-3504	
317919	90.00	4.00	86.0	136.25	31.83	46.5	8.5:1	-16.9	330	T	F	JG1004-3543	
361305	86.00	STD	86.0	136.25	31.83	46.5	10.0:1	-2.0		Ultra	F	JG1004-3386	
361306	86.50	0.50	86.0	136.25	31.83	46.5	10.0:1	-2.4		Ultra	F	JG1004-3405	
361307	87.00	1.00	86.0	136.25	31.83	46.5	10.0:1	-3.0		Ultra	F	JG1004-3425	
309212	86.00	STD	86.0	136.25	31.83	46.5	10.0:1	-2.0	313	T	F	JG1004-3386	
361299	86.25	STD	86.0	136.25	31.83	46.5	10.0:1	-2.2				JG1004-3396	
309213	86.50	0.50	86.0	136.25	31.83	46.5	10.0:1	-2.4	315	T	F	JG1004-3405	
309214	87.00	1.00	86.0	136.25	31.83	46.5	10.0:1	-3.0	317	T	F	JG1004-3425	
317920	88.00	2.00	86.0	136.25	31.83	46.5	10.0:1	-3.6	324	T	F	JG1004-3465	
317921	89.00	3.00	86.0	136.25	31.83	46.5	10.0:1	-4.7	330	T	F	JG1004-3504	
317922	90.00	4.00	86.0	136.25	31.83	46.5	10.0:1	-5.9	336	T	F	JG1004-3543	

JE SPORT COMPACT / EUROPEAN  
 NEW ULTRA SERIES (see pg. 5 for info)

## NISSAN SR20VE / SR20VET

Part #	Bore	Oversize (mm)	Stroke (mm)	Rod (mm)	C/D (mm)	Head CC's	C/R With .048	Dish/Dome CC's	Gram	Footnote	Skirt	Ring Set#	JE Proseal Head Gasket
318012	86.00	STD	86.0	136.25	32	41.8	9.0:1	-12.9	309	T	F	JG1004-3386	
361300	86.25	0.25	86.0	136.25	32	41.8	9.0:1	-13.3		T	F	JG1004-3396	
318013	86.50	0.50	86.0	136.25	32	41.8	9.0:1	-13.6	314	T	F	JG1004-3405	
318014	87.00	1.00	86.0	136.25	32	41.8	9.0:1	-14.2	319	T	F	JG1004-3425	
318015	88.00	2.00	86.0	136.25	32	41.8	9.0:1	-15.5	325	T	F	JG1004-3465	
318016	89.00	3.00	86.0	136.25	32	41.8	9.0:1	-16.9	330	T	F	JG1004-3504	
318017	90.00	4.00	86.0	136.25	32	41.8	9.0:1	-18.2	335	T	F	JG1004-3543	
318018	86.00	STD	86.0	136.25	32	41.8	12.5:1	6.0	318	V	F	JG1004-3386	
361301	86.25	0.25	86.0	136.25	32	41.8	12.5:1	5.8		V	F	JG1004-3396	
318019	86.50	0.50	86.0	136.25	32	41.8	12.5:1	5.6	320	V	F	JG1004-3405	
318020	87.00	1.00	86.0	136.25	32	41.8	12.5:1	5.2	321	V	F	JG1004-3425	
318021	88.00	2.00	86.0	136.25	32	41.8	12.5:1	4.4	331	V	F	JG1004-3465	
318022	89.00	3.00	86.0	136.25	32	41.8	12.5:1	3.5	330	V	F	JG1004-3504	
318023	90.00	4.00	86.0	136.25	32	41.8	12.5:1	2.6	340	V	F	JG1004-3543	

FOOTNOTES: T = Accepts Turbo and Nitrous, Ultra = Ultra Series Pistons, V = Accepts Nitrous



# NISSAN

## NISSAN 1991-98 240SX KA24DE

\*\* Fits N1 camshafts and designed for 1mm oversized valves

Part #	Bore	Oversize (mm)	Stroke (mm)	Rod (mm)	C/D (mm)	Head CC's	C/R With .040	Dish/Dome CC's	Gram	Footnote	Skirt	Ring Set#	JE Proseal Head Gasket
317924	89.00	STD	96.0	165	33.95	46	9.0:1	-21.8	329	T	F	JG1004-3504	
317925	89.50	0.50	96.0	165	33.95	46	9.0:1	-22.6	335	T	F	JG1004-3524	
317926	90.00	1.00	96.0	165	33.95	46	9.0:1	-23.3	341	T	F	JG1004-3543	
317927	89.00	STD	96.0	165	33.95	46	10.0:1	-13.5	333	T	F	JG1004-3504	
317928	89.50	0.50	96.0	165	33.95	46	10.0:1	-14.2	339	T	F	JG1004-3524	
317929	90.00	1.00	96.0	165	33.95	46	10.0:1	-14.9	345	T	F	JG1004-3543	
317930	89.00	STD	96.0	165	33.95	46	11.5:1	-4.0	344	V	F	JG1004-3504	
317931	89.50	0.50	96.0	165	33.95	46	11.5:1	-4.6	350	V	F	JG1004-3524	
317932	90.00	1.00	96.0	165	33.95	46	11.5:1	-5.1	356	V	F	JG1004-3543	

## NISSAN 2002-UP SENTRA SE-R QR25DE

Part #	Bore	Oversize (mm)	Stroke (mm)	Rod (mm)	C/D (mm)	Head CC's	C/R With .040	Dish/Dome CC's	Gram	Footnote	Skirt	Ring Set#	JE Proseal Head Gasket
291879	89.00	STD	100.0	143	32	55	9.0:1	-15.4	348	T	R	JG1004-3504	
291880	89.50	0.50	100.0	143	32	55	9.0:1	-16.1	351	T	R	JG1004-3504	
291881	89.00	STD	100.0	143	32	55	10.8:1	-0.6	338	V	R	JG1004-3524	
291882	89.50	0.50	100.0	143	32	55	10.9:1	-0.6	344	V	R	JG1004-3524	

## NISSAN 1990-1996 300ZX VG30DE(TT)

Part #	Bore	Oversize (mm)	Stroke (mm)	Rod (mm)	C/D (mm)	Head CC's	C/R With .040	Dish/Dome CC's	Gram	Footnote	Skirt	Ring Set#	JE Proseal Head Gasket
322287	87.00	STD	83.1	154.2	31.88	49.5	9.0:1	-4.9	314	T	F	JG1006-3425	
322289	87.50	0.50	83.1	154.2	31.88	49.5	9.0:1	-5.5	316	T	F	JG1006-3445	
322288	87.00	STD	83.1	154.2	31.88	49.5	11.0:1	7.4	326	V	F	JG1006-3425	
322290	87.50	0.50	83.1	154.2	31.88	49.5	11.0:1	7.0	328	V	F	JG1006-3445	

## NISSAN R32-R34 SKYLINE RB25DET

Part #	Bore	Oversize (mm)	Stroke (mm)	Rod (mm)	C/D (mm)	Head CC's	C/R With .048	Dish/Dome CC's	Gram	Footnote	Skirt	Ring Set#	JE Proseal Head Gasket
361310	86.00	STD	71.7	121.5	31	62.5	8.5:1	15.5		T	F	JG1006-3386	
361311	86.25	0.25	71.7	121.5	31	62.5	8.5:1	15.3		T	F	JG1006-3396	
361312	86.50	0.50	71.7	121.5	31	62.5	8.5:1	15.0		T	F	JG1006-3405	
361313	87.00	1.00	71.7	121.5	31	62.5	8.5:1	14.5		T	F	JG1006-3425	

## NISSAN R32-R34 SKYLINE RB26DETT

Part #	Bore	Oversize (mm)	Stroke (mm)	Rod (mm)	C/D (mm)	Head CC's	C/R With .048	Dish/Dome CC's	Gram	Footnote	Skirt	Ring Set#	JE Proseal Head Gasket
345617	86.00	STD	73.7	121.5	30.1	64.5	8.5:1	15.3	351	T	R	JG2806-3386	NI1000-059
209849	86.50	0.50	73.7	121.5	30.1	64.5	8.5:1	15.3	355	T	R	JC2106-3406	NI1000-059
209855	87.00	1.00	73.7	121.5	30.1	64.5	8.5:1	15.3	360	T	R	JC2106-3425	NI1000-059

## NISSAN 2003-UP 350Z & G35 VQ35DE

Part #	Bore	Oversize (mm)	Stroke (mm)	Rod (mm)	C/D (mm)	Head CC's	C/R With .040	Dish/Dome CC's	Gram	Footnote	Skirt	Ring Set#	JE Proseal Head Gasket
321249	95.50	STD	81.4	144.2	29.6	56	8.5:1	-12.6	372	T	F	JG1006-3760	
321250	96.00	0.50	81.4	144.2	29.6	56	8.5:1	-13.4	376	T	F	JG1006-3780	
321251	95.50	STD	81.4	144.2	29.6	56	10.0:1	0.3	394	T	F	JG1006-3760	
321252	96.00	0.50	81.4	144.2	29.6	56	10.0:1	-0.2	396	T	F	JG1006-3780	
321253	95.50	STD	81.4	144.2	29.6	56	11.5:1	9.6	402	V	F	JG1006-3760	
321254	96.00	0.50	81.4	144.2	29.6	56	11.5:1	9.0	404	V	F	JG1006-3780	

FOOTNOTES: T = Accepts Turbo and Nitrous, V = Accepts Nitrous

JE SPORT COMPACT / EUROPEAN

# NISSAN

## NISSAN 2007-2012 VQ35HR

Deck clearance is -.020

Part #	Bore	Oversize (mm)	Stroke (mm)	Rod (mm)	C/D (mm)	Head CC's	C/R With .026	Dish/Dome CC's	Gram	Footnote	Skirt	Ring Set#	JE Proseal Head Gasket
321257	95.50	STD	81.4	151.8	30.4	56	8.5:1	-13.0	371	T	F	JG1006-3760	
321258	96.00	0.50	81.4	151.8	30.4	56	8.5:1	-13.7	374	T	F	JG1006-3780	
321259	95.50	STD	81.4	151.8	30.4	56	10.0:1	0.1	395	T	F	JG1006-3760	
321260	96.00	0.50	81.4	151.8	30.4	56	10.0:1	-0.6	398	T	F	JG1006-3780	
321261	95.50	STD	81.4	151.8	30.4	56	11.5:1	9.2	409	V	F	JG1006-3760	
321262	96.00	0.50	81.4	151.8	30.4	56	11.5:1	8.7	411	V	F	JG1006-3780	

## NISSAN 2007-UP VQ37HR

Deck clearance is -.022

Part #	Bore	Oversize (mm)	Stroke (mm)	Rod (mm)	C/D (mm)	Head CC's	C/R With .026	Dish/Dome CC's	Gram	Footnote	Skirt	Ring Set#	JE Proseal Head Gasket
321263	95.50	STD	86.0	149.4	30.4	50.5	8.5:1	-22.6	383	T	F	JG1006-3760	
321264	96.00	0.50	86.0	149.4	30.4	50.5	8.5:1	-23.3	386	T	F	JG1006-3780	
321265	95.50	STD	86.0	149.4	30.4	50.5	10.0:1	-8.8	415	T	F	JG1006-3760	
321266	96.00	0.50	86.0	149.4	30.4	50.5	10.0:1	-9.5	420	T	F	JG1006-3780	
321267	95.50	STD	86.0	149.4	30.4	50.5	11.5:1	1.0	431	V	F	JG1006-3760	
321268	96.00	0.50	86.0	149.4	30.4	50.5	11.5:1	0.4	433	V	F	JG1006-3780	

## NISSAN 2008-UP GTR VR38DETT

Deck clearance is -.010. | NI1004-037 = Left Bank Gasket / NI1005-037 = Right Bank Gasket

Part #	Bore	Oversize (mm)	Stroke (mm)	Rod (mm)	C/D (mm)	Head CC's	C/R With .030	Dish/Dome CC's	Gram	Footnote	Skirt	Ring Set#	JE Proseal Head Gasket
321269	95.50	STD	88.4	165	34.3	64.25	9.0	-7.2	411	T	F	JG1006-3760	NI1004-037/NI1005-037
321270	95.50	STD	88.4	165	34.3	64.25	10.0:1	1.6	430	T	F	JG1006-3760	NI1004-037/NI1005-037
321271	95.50	STD	94.4	165	31.3	64.25	9.0:1	-12.6	390	T	F	JG1006-3760	NI1004-037/NI1005-037
321272	95.50	STD	94.4	165	31.3	64.25	10.0:1	-3.2	412	T	F	JG1006-3760	NI1004-037/NI1005-037

## NISSAN TB48DE

Deck clearance is -.030

Part #	Bore	Oversize (mm)	Stroke (mm)	Rod (mm)	C/D (mm)	Head CC's	C/R With .048	Dish/Dome CC's	Gram	Footnote	Skirt	Ring Set#	JE Proseal Head Gasket
327828	99.5	STD	102	163.5	40.25	89	8.5:1	-0.8	473	T	R	JG1006-3917	NI1006-047
327829	100.0	0.5	102	163.5	40.25	89	8.5:1	-1.8	477	T	R	JG1006-3937	NI1006-047
327830	100.5	1.0	102	163.5	40.25	89	8.5:1	-2.7	482	T	R	JG1006-3957	NI1006-047
327831	99.5	STD	102	163.5	40.25	89	10.0:1	16.8	496	T	R	JG1006-3917	NI1006-047
327832	100.0	0.5	102	163.5	40.25	89	10.0:1	16.0	499	T	R	JG1006-3937	NI1006-047
327833	100.5	1.0	102	163.5	40.25	89	10.0:1	15.3	503	T	R	JG1006-3957	NI1006-047
327834	99.5	STD	102	163.5	40.75	89	11.2:1	23.8	498	V	R	JG1006-3917	NI1006-047
327835	100.0	0.5	102	163.5	40.75	89	11.3:1	23.8	502	V	R	JG1006-3937	NI1006-047
327836	100.5	1.0	102	163.5	40.75	89	11.4:1	23.8	506	V	R	JG1006-3957	NI1006-047
327837	99.5	STD	108	163.5	37.25	89	8.5:1	-7.0	452	T	R	JG1006-3917	NI1006-047
327838	100.0	0.5	108	163.5	37.25	89	8.5:1	-8.0	457	T	R	JG1006-3937	NI1006-047
327839	100.5	1.0	108	163.5	37.25	89	8.5:1	-8.8	461	T	R	JG1006-3957	NI1006-047
327840	99.5	STD	108	163.5	37.25	89	10.0:1	11.6	466	T	R	JG1006-3917	NI1006-047
327841	100.0	0.5	108	163.5	37.25	89	10.0:1	11.0	470	T	R	JG1006-3937	NI1006-047
327842	100.5	1.0	108	163.5	37.25	89	10.0:1	10.0	475	T	R	JG1006-3957	NI1006-047
327843	99.5	STD	108	163.5	37.25	89	11.3:1	23.8	471	V	R	JG1006-3917	NI1006-047
327844	100.0	0.5	108	163.5	37.25	89	11.4:1	23.8	474	V	R	JG1006-3937	NI1006-047
327845	100.5	1.0	108	163.5	37.25	89	11.5:1	23.8	477	V	R	JG1006-3957	NI1006-047

## NISSAN/INFINITI 2016-UP VR30DDTT

Pin fitting, wire locks, and rings included

Part #	Bore	Oversize (mm)	Stroke (mm)	Rod (mm)	C/D (mm)	Head CC's	C/R With .030	Dish/Dome CC's	Gram	Footnote	Skirt	Ring Set#	JE Proseal Head Gasket
346348	86.00	STD	86.0	151.75	29.4		10.2:1	-3	411	T	F	JG1006-3386	

FOOTNOTES: T = Accepts Turbo and Nitrous, V = Accepts Nitrous





## OPEL / PEUGEOT / PORSCHE

### OPEL ASTRA, CORSA, TIGRA, VECTRA 1.6L GSI 16V X16XE

Part #	Bore	Oversize (mm)	Stroke (mm)	Rod (mm)	C/D (mm)	Head CC's	C/R With .050	Dish/Dome CC's	Gram	Footnote	Skirt	Ring Set#	JE Proseal Head Gasket
312426	79.0	STD	81.5	129.75	28.2	34.5	11.5:1	3.2	253	U	R	XG7900	OP1002-039
312427	79.5	0.50	81.5	129.75	28.2	34.5	11.5:1	2.9	258	U	R	XG7950	OP1002-039
312428	80.0	1.00	81.5	129.75	28.2	34.5	11.5:1	2.5	260	U	R	XC8000	

### OPEL ASTRA, CALIBRA, KADETT, VECTRA 2.0L GSI 16V C20XE / C20LE / C20LET

Part #	Bore	Oversize (mm)	Stroke (mm)	Rod (mm)	C/D (mm)	Head CC's	C/R With .040	Dish/Dome CC's	Gram	Footnote	Skirt	Ring Set#	JE Proseal Head Gasket
298736	86.00	STD	86.0	143.1	30.5	44	8.5:1	-16.2	306	T	F	JG1004-3386	OP1004-051
361355	86.25	0.25	86.0	143.1	30.5	44	8.5:1	-16.6	307	T	F	JG1004-3396	OP1004-051
298737	86.50	0.50	86.0	143.1	30.5	44	8.5:1	-16.9	308	T	F	JG1004-3405	OP1004-051
298738	87.00	1.00	86.0	143.1	30.5	44	8.5:1	-17.6	310	T	F	JG1004-3425	OP1004-051
312429	87.50	1.50	86.0	143.1	30.5	44	8.5:1	-17.6	317	T	F	JG1004-3445	
298740	86.00	STD	86.0	143.1	30.5	44	10.5:1	-2.2	306	V	F	JG1004-3386	OP1004-051
361356	86.25	0.25	86.0	143.1	30.5	44	10.5:1	-2.5	307	T	F	JG1004-3396	
298741	86.50	0.50	86.0	143.1	30.5	44	10.5:1	-2.7	308	V	F	JG1004-3405	OP1004-051
298739	87.00	1.00	86.0	143.1	30.5	44	10.5:1	-3.3	310	V	F	JG1004-3425	OP1004-051

### PEUGEOT 205 1.6L 8V XU5JA

Part #	Bore	Oversize (mm)	Stroke (mm)	Rod (mm)	C/D (mm)	Head CC's	C/R With .040	Dish/Dome CC's	Gram	Footnote	Skirt	Ring Set#	JE Proseal Head Gasket
312435	83.00	STD	73.0	150.5	38.25		12.0:1	FT	335	V	F	JG1004-3268	
312436	83.50	0.50	73.0	150.5	38.25		12.0:1	FT	339	V	F	JG1004-3287	
312437	84.00	1.00	73.0	150.5	38.25		12.0:1	FT	343	V	F	JG1004-3307	

### PEUGEOT 106 1.6L 8V TU5J2

Part #	Bore	Oversize (mm)	Stroke (mm)	Rod (mm)	C/D (mm)	Head CC's	C/R With .040	Dish/Dome CC's	Gram	Footnote	Skirt	Ring Set#	JE Proseal Head Gasket
312431	78.50	STD	82.0	133.5	32.5		11.8:1	2.5	270	U	R	JC3004-3091	

### PEUGEOT 205 1.9L 8V XU9JA

Part #	Bore	Oversize (mm)	Stroke (mm)	Rod (mm)	C/D (mm)	Head CC's	C/R With .040	Dish/Dome CC's	Gram	Footnote	Skirt	Ring Set#	JE Proseal Head Gasket
312432	83.00	STD	88.0	143	37.0		11.5:1	-3.7	319	V	F	JG1004-3268	
312433	83.50	0.50	88.0	143	37.0		11.5:1	-3.7	324	V	F	JG1004-3287	
312434	84.00	1.00	88.0	143	37.0		11.5:1	-3.7	327	V	F	JG1004-3307	

### PORSCHE 911 2.0L

Pin fitting, wire locks, and rings included

Part #	Bore	Oversize (mm)	Stroke (mm)	Rod (mm)	C/D (mm)	Head CC's	C/R With .040 Deck	Dish/Dome CC's	Gram	Footnote	Skirt	Ring Set #
353218	80.00	STD	66	130	33.9	68	9.5:1	34.1	338	M, U	R	JG1006-3150
353221	80.00	STD	66	130	33.9	68	10.5:1	38.2	348	M, U	R	JG1006-3150
353219	81.00	1.00	66	130	33.9	68	9.5:1	33.2	347	M, U	R	JG1006-3189
353220	81.00	1.00	66	130	33.9	68	10.5:1	37.4		M, U	R	JG1006-3189

### PORSCHE 911 2.2L

Pin fitting, wire locks, and rings included

Part #	Bore	Oversize (mm)	Stroke (mm)	Rod (mm)	C/D (mm)	Head CC's	C/R With .040 Deck	Dish/Dome CC's	Gram	Footnote	Skirt	Ring Set #
353222	84.00	STD	66	130	33.9	68	9.5:1	30.6	356	M, U	R	JG1006-3307
353223	84.00	STD	66	130	33.9	68	10.5:1	35.1	371	M, U	R	JG1006-3307
353224	85.00	1.00	66	130	33.9	68	9.5:1	29.7	367	M, U	R	JG1006-3346
353225	85.00	1.00	66	130	33.9	68	10.5:1	34.3	377	M, U	R	JG1006-3346
353226	87.50	3.50	66	130	33.9	68	9.5:1	27.4	370	M, U	R	JG1006-3445
353227	87.50	3.50	66	130	33.9	68	10.5:1	32.3	385	M, U	R	JG1006-3445
353228	89.00	5.00	66	130	33.9	68	10.5:1	31.1	395	M, U	R	JG1006-3504

FOOTNOTES: M = Made to Order, T = Accepts Turbo and Nitrous, U = Not Designed for Use with Turbo or Nitrous, V = Accepts Nitrous

# PORSCHE

## PORSCHE 911 2.4L

Pin fitting, wire locks, and rings included

Part #	Bore	Oversize (mm)	Stroke (mm)	Rod (mm)	C/D (mm)	Head CC's	C/R With .040 Deck	Dish/Dome CC's	Gram	Footnote	Skirt	Ring Set #
353229	84.00	STD	70.4	127.8	33.9	68	9.5:1	27.7	346	M, U	R	JG1006-3307
353230	84.00	STD	70.4	127.8	33.9	68	10.5:1	32.5	359	M, U	R	JG1006-3307
353231	85.00	1.00	70.4	127.8	33.9	68	9.5:1	26.8		M, U	R	JG1006-3346
353232	85.00	1.00	70.4	127.8	33.9	68	10.5:1	31.7	370	M, U	R	JG1006-3346
353233	87.50	3.50	70.4	127.8	33.9	68	9.5:1	24.3	369	M, U	R	JG1006-3445
353234	87.50	3.50	70.4	127.8	33.9	68	10.5:1	29.5	384	M, U	R	JG1006-3445

## PORSCHE 911 2.7L

Pin fitting, wire locks, and rings included

Part #	Bore	Oversize (mm)	Stroke (mm)	Rod (mm)	C/D (mm)	Head CC's	C/R With .040 Deck	Dish/Dome CC's	Gram	Footnote	Skirt	Ring Set #
353235	90.00	STD	70.4	127.8	33.9	68	9.5:1	21.8	371	U	R	JG1006-3543
353236	90.00	STD	70.4	127.8	33.9	68	10.5:1	27.3		U	R	JG1006-3543
353237	92.00	2.00	70.4	127.8	33.9	68	9.5:1	19.7		U	R	JG1006-3622
353238	92.00	2.00	70.4	127.8	33.9	68	10.5:1	25.5		U	R	JG1006-3622
353239	93.00	3.00	70.4	127.8	33.9	68	9.5:1	18.6	391	M, U	R	JG1006-3661
353240	93.00	3.00	70.4	127.8	33.9	68	10.5:1	24.5	406	M, U	R	JG1006-3661

## PORSCHE 911 3.0L TURBO

Pin fitting, wire locks, and rings included

Part #	Bore	Oversize (mm)	Stroke (mm)	Rod (mm)	C/D (mm)	Head CC's	C/R With .040 Deck	Dish/Dome CC's	Gram	Footnote	Skirt	Ring Set #
353242	95.00	STD	70.4	127.8	33.9	90	6.5:1	6.5	403	T, M	R	JG1006-3740
353243	95.00	STD	70.4	127.8	33.9	90	7.0:1	14	423	T, M	R	JG1006-3740
353244	98.00	3.00	70.4	127.8	33.9	90	7.0:1	9.1		T, M	R	JG1006-3858
353245	98.00	3.00	70.4	127.8	33.9	90	7.5:1	15.9		T, M	R	JG1006-3858

## PORSCHE 911 3.0L

Pin fitting, wire locks, and rings included

Part #	Bore	Oversize (mm)	Stroke (mm)	Rod (mm)	C/D (mm)	Head CC's	C/R With .040 Deck	Dish/Dome CC's	Gram	Footnote	Skirt	Ring Set #
353246	95.00	STD	70.4	127.8	33.9	90	9.5:1	38.5		U	R	JG1006-3740
353247	95.00	STD	70.4	127.8	33.9	90	10.5:1	44.7		U	R	JG1006-3740
353248	95.00	STD	70.4	127.8	33.9	90	11.5:1	49.7		U	R	JG1006-3740
353249	98.00	3.00	70.4	127.8	33.9	90	9.5:1	35.2		U	R	JG1006-3858
353250	98.00	3.00	70.4	127.8	33.9	90	10.5:1	41.7		U	R	JG1006-3858
353251	98.00	3.00	70.4	127.8	33.9	90	11.5:1	47.1		U	R	JG1006-3858
353252	100.00	5.00	70.4	127.8	33.9	90	9.5:1	32.9		U, M	R	JG1006-3937
353253	100.00	5.00	70.4	127.8	33.9	90	10.5:1	39.8		U, M	R	JG1006-3937
353254	100.00	5.00	70.4	127.8	33.9	90	11.5:1	45.3		U, M	R	JG1006-3937
353255	102.00	7.00	70.4	127.8	33.9	90	10.5:1	37.7		U, M	R	JG3106-4020-2
353256	102.00	7.00	70.4	127.8	33.9	90	11.5:1	43.5		U, M	R	JG3106-4020-2

## PORSCHE 911 3.2L

Pin fitting, wire locks, and rings included

Part #	Bore	Oversize (mm)	Stroke (mm)	Rod (mm)	C/D (mm)	Head CC's	C/R With .040 Deck	Dish/Dome CC's	Gram	Footnote	Skirt	Ring Set #
353283	95.00	STD	74.4	127	32.8	90	9.5:1	35.1		U	R	JG1006-3740
353284	95.00	STD	74.4	127	32.8	90	10.5:1	41.7		U	R	JG1006-3740
353285	95.00	STD	74.4	127	32.8	90	11.5:1	47.0		U	R	JG1006-3740
353286	98.00	3.00	74.4	127	32.8	90	9.5:1	31.6		U	R	JG1006-3858
353287	98.00	3.00	74.4	127	32.8	90	10.5:1	38.6		U	R	JG1006-3858
353288	98.00	3.00	74.4	127	32.8	90	11.5:1	44.2		U	R	JG1006-3858
353289	100.00	5.00	74.4	127	32.8	90	9.5:1	29.2		U	R	JG1006-3937
353290	100.00	5.00	74.4	127	32.8	90	10.5:1	36.5		U	R	JG1006-3937
353291	100.00	5.00	74.4	127	32.8	90	11.5:1	42.3		U	R	JG1006-3937
353292	102.00	7.00	74.4	127	32.8	90	10.5:1	34.3	482	U, M	R	JG3106-4020-2
353293	102.00	7.00	74.4	127	32.8	90	11.5:1	40.4		U, M	R	JG3106-4020-2

FOOTNOTES: M = Made to Order, T = Accepts Turbo and Nitrous, U = Not Designed for Use with Turbo or Nitrous



## PORSCHE /RENAULT

### PORSCHE 911 3.3L TURBO

Pin fitting, wire locks, and rings included

Part #	Bore	Oversize (mm)	Stroke (mm)	Rod (mm)	C/D (mm)	Head CC's	C/R With .040 Deck	Dish/Dome CC's	Gram	Footnote	Skirt	Ring Set #
353296	97.00	STD	74.4	127	32.8	90	7.0:1	5.8		T	R	JG1006-3819
353297	97.00	STD	74.4	127	32.8	90	7.5:1	12.9		T	R	JG1006-3819
353298	97.00	STD	74.4	127	32.8	90	8.0:1	18.9		T	R	JG1006-3819
353299	97.00	STD	74.4	127	32.8	90	8.5:1	24.2		T	R	JG1006-3819
353301	98.00	1.00	74.4	127	32.8	90	7.5:1	11.3		T	R	JG1006-3858
353302	98.00	1.00	74.4	127	32.8	90	8.0:1	17.5		T	R	JG1006-3858
353303	98.00	1.00	74.4	127	32.8	90	8.5:1	22.8		T	R	JG1006-3858
353304	100.00	3.00	74.4	127	32.8	90	7.5:1	8.1		T	R	JG1006-3937
353305	100.00	3.00	74.4	127	32.8	90	8.0:1	14.5		T	R	JG1006-3937

### PORSCHE 911 3.6L

Pin fitting, wire locks, and rings included

Part #	Bore	Oversize (mm)	Stroke (mm)	Rod (mm)	C/D (mm)	Head CC's	C/R With .040 Deck	Dish/Dome CC's	Gram	Footnote	Skirt	Ring Set #
353306	100.00	STD	76.4	127	31.8	90	11.5:1	40.8		U	R	JG1006-3937
353307	100.00	STD	76.4	127	31.8	90	12.5:1	45.8		U	R	JG1006-3937
353308	102.00	2.00	76.4	127	31.8	90	11.5:1	38.8		U	R	JG3106-4020-2
353309	102.00	2.00	76.4	127	31.8	90	12.5:1	44.0		U	R	JG3106-4020-2
353310	103.12	3.15	76.4	127	31.8	90	11.5:1	37.7	491	U, M	R	JG31F6-4060-0
353311	103.12	3.15	76.4	127	31.8	90	12.5:1	43	505	U, M	R	JG31F6-4060-0
353312	105.03	5.03	76.4	127	31.8	90	11.5:1	35.7	501	U, M	R	JG7706-4135-5
353313	105.03	5.03	76.4	127	31.8	90	12.5:1	41.2	517	U, M	R	JG7706-4135-5

### PORSCHE 996 3.6L TWIN TURBO M96.70

Pin fitting, wire locks, and rings included

Part #	Bore	Oversize (mm)	Stroke (mm)	Rod (mm)	C/D (mm)	Head CC's	C/R With .040 Gasket	Dish/Dome CC's	Gram	Footnote	Skirt	Ring Set #
362143	100.00	STD	76.4	127	33.1		9.4:1	-25.5	430	T	F	JG3706-3937

### PORSCHE 997 3.6L TWIN TURBO M97.70

Pin fitting, wire locks, and rings included

Part #	Bore	Oversize (mm)	Stroke (mm)	Rod (mm)	C/D (mm)	Head CC's	C/R With .040 Deck	Dish/Dome CC's	Gram	Footnote	Skirt	Ring Set #
362143	100.00	STD	76.4	127	33.1		9.4:1	-25.5	430	T	F	JG3706-3937

### RENAULT CLIO F7RR

Part #	Bore	Oversize (mm)	Stroke (mm)	Rod (mm)	C/D (mm)	Head CC's	C/R With .040	Dish/Dome CC's	Gram	Footnote	Skirt	Ring Set#	JE Proseal Head Gasket
312438	84.00	STD	90.0	150	25.0	Call	12.7:1	11.8	289	U	F	JG1004-3307	
312439	84.50	0.50	90.0	150	25.0	Call	12.7:1	11.8	292	U	F	JG1004-3327	

### RENAULT CLIO F7R

Part #	Bore	Oversize (mm)	Stroke (mm)	Rod (mm)	C/D (mm)	Head CC's	C/R With .040	Dish/Dome CC's	Gram	Footnote	Skirt	Ring Set#	JE Proseal Head Gasket
312440	82.70	STD	93.0	144	30.7	Call	8.5:1	-15.0	290	T	F	JG1004-3268	RN1002-051
312441	83.00	0.30	93.0	144	30.7	Call	8.5:1	-15.0	292	T	F	JG1004-3268	RN1002-051
312442	84.00	1.30	93.0	144	30.7	Call	8.5:1	-15.0	302	T	F	JG1004-3307	RN1003-051

### RENAULT R5 840-30

Part #	Bore	Oversize (mm)	Stroke (mm)	Rod (mm)	C/D (mm)	Head CC's	C/R With .040	Dish/Dome CC's	Gram	Footnote	Skirt	Ring Set#	JE Proseal Head Gasket
312443	76.00	STD	77.0	128	35.6	Call	7.0:1	6.0	282	T	R	XC7600	RN1004-071
312444	77.00	1.00	77.0	128	35.6	Call	7.0:1	6.0	289	T	R	XC7700	RN1004-071
312445	78.00	2.00	77.0	128	35.6	Call	7.0:1	6.0	299	T	R	XC7800	RN1006-071

FOOTNOTES: M = Made to Order, T = Accepts Turbo and Nitrous, U = Not Designed for Use with Turbo or Nitrous

## RENAULT /SUBARU

### RENAULT CLIO F7P

Part #	Bore	Oversize (mm)	Stroke (mm)	Rod (mm)	C/D (mm)	Head CC's	C/R With .050	Dish/Dome CC's	Gram	Footnote	Skirt	Ring Set#	JE Proseal Head Gasket
312449	82.00	STD	83.5	144	35.5	45	8.0:1	-11.0	307	T	F	JG1004-3228	RN1002-051
312450	82.50	0.50	83.5	144	35.5	45	8.0:1	-11.5	312	T	F	JG1004-3250	RN1002-051
312451	83.00	1.00	83.5	144	35.5	45	8.0:1	-12.0	314	T	F	JG1004-3268	RN1002-051

### RENAULT CLIO RS F4R

Part #	Bore	Oversize (mm)	Stroke (mm)	Rod (mm)	C/D (mm)	Head CC's	C/R With .040	Dish/Dome CC's	Gram	Footnote	Skirt	Ring Set#	JE Proseal Head Gasket
312453	82.70	STD	93.0	144	30.2	41	12.8:1	4.8	310	U	F	JG1004-3268	RN1000-033
312454	83.00	0.30	93.0	144	30.2	41	12.8:1	4.8	311	U	F	JG1004-3268	RN1000-033
312455	84.00	1.30	93.0	144	30.2	41	12.8:1	4.8	319	U	F	JG1004-3307	RN1001-033

### RENAULT CLIO WILLIAMS F7R

Part #	Bore	Oversize (mm)	Stroke (mm)	Rod (mm)	C/D (mm)	Head CC's	C/R With .040	Dish/Dome CC's	Gram	Footnote	Skirt	Ring Set#	JE Proseal Head Gasket
312457	82.70	STD	93.0	144	30.7	Call	12.5:1	4.5	313	U	F	JG1004-3268	RN1002-051
312458	83.00	0.30	93.0	144	30.7	Call	12.5:1	4.5	316	U	F	JG1004-3268	RN1002-051
312459	84.00	1.30	93.0	144	30.7	Call	12.5:1	4.5	323	U	F	JG1004-3307	RN1003-051

### SUBARU BRZ FA20 / TOYOTA FRS 4U-GSE / TOYOTA GT-86 4U-GSE 2012+

Part #	Bore	Oversize (mm)	Stroke (mm)	Rod (mm)	C/D (mm)	Head CC's	C/R With .026	Dish/Dome CC's	Gram	Footnote	Skirt	Ring Set#	JE Proseal Head Gasket
315114	86.00	STD	86.0	129.3	32.75	39	9.5:1	-16.4	325	T	F	JG1004-3386	
359150	86.25	0.25	86.0	129.3	32.75	39	9.5:1	-16.7	319	T	F	JG1004-3396	
315115	86.50	0.50	86.0	129.3	32.75	39	9.5:1	-17.0	321	T	F	JG1004-3405	
315116	87.00	1.00	86.0	129.3	32.75	39	9.5:1	-17.7	322	T	F	JG1004-3425	
315117	86.00	STD	86.0	129.3	32.75	39	10.5:1	-10.2	312	T	F	JG1004-3386	
359151	86.25	0.25	86.0	129.3	32.75	39	10.5:1	-10.5	318	T	F	JG1004-3396	
315118	86.50	0.50	86.0	129.3	32.75	39	10.5:1	-10.7	318	T	F	JG1004-3405	
315119	87.00	1.00	86.0	129.3	32.75	39	10.5:1	-11.3	321	T	F	JG1004-3425	
359152	86.00	STD	86.0	129.3	32.75	39	12.5:1	-1.0	317	T	F	JG1004-3386	
359153	86.25	0.25	86.0	129.3	32.75	39	12.5:1	-1.3	321	T	F	JG1004-3396	
359154	86.50	0.50	86.0	129.3	32.75	39	12.5:1	-1.5	322	T	F	JG1004-3405	
359155	87.00	1.00	86.0	129.3	32.75	39	12.5:1	-2.0	330	T	F	JG1004-3425	
315120	86.00	STD	86.0	129.3	32.75	39	13.5:1	2.5	315	V	F	JG1004-3386	
359156	86.25	0.25	86.0	129.3	32.75	39	13.5:1	2.2	317	T	F	JG1004-3396	
315121	86.50	0.50	86.0	129.3	32.75	39	13.5:1	2.0	317	V	F	JG1004-3405	
315122	87.00	1.00	86.0	129.3	32.75	39	13.5:1	1.6	322	V	F	JG1004-3425	

### SUBARU 2012+ DIRECT INJECTION TURBO FA20DIT / FA20E / FA20F

Part #	Bore	Oversize (mm)	Stroke (mm)	Rod (mm)	C/D (mm)	Head CC's	C/R With .026	Dish/Dome CC's	Gram	Footnote	Skirt	Ring Set#	JE Proseal Head Gasket
361314	86.00	STD	86.0	129.3	32.7	38.6	10.0:1	-13.2	324	Ultra	F	JG1004-3386	
361315	86.25	0.25	86.0	129.3	32.7	38.6	10.0:1	-13.5	324	Ultra	F	JG1004-3396	
361316	86.50	0.50	86.0	129.3	32.7	38.6	10.0:1	-13.8	325	Ultra	F	JG1004-3405	
361317	87.00	1.00	86.0	129.3	32.7	38.6	10.0:1	-14.4	327	Ultra	F	JG1004-3425	
359157	86.00	STD	86.0	129.3	32.7	38.6	10.0:1	-13.2	323	T	F	JG1004-3386	
359158	86.25	0.25	86.0	129.3	32.7	38.6	10.0:1	-13.5	323	T	F	JG1004-3396	
359159	86.50	0.50	86.0	129.3	32.7	38.6	10.0:1	-13.8	325	T	F	JG1004-3405	
359160	87.00	1.00	86.0	129.3	32.7	38.6	10.0:1	-14.4	327	T	F	JG1004-3425	
359188	86.00	STD	86.0	129.3	32.7	38.6	10.6:1	-9.7	331	T	F	JG1004-3386	
359189	86.25	0.25	86.0	129.3	32.7	38.6	10.6:1	-10.0	332	T	F	JG1004-3396	
359190	86.50	0.50	86.0	129.3	32.7	38.6	10.6:1	-10.3	334	T	F	JG1004-3405	
359191	87.00	1.00	86.0	129.3	32.7	38.6	10.6:1	-10.8	337	T	F	JG1004-3425	

FOOTNOTES: M = Made to Order, T = Accepts Turbo and Nitrous, U = Not Designed for Use with Turbo or Nitrous, Ultra = Ultra Series Pistons, V = Accepts Nitrous



# SUBARU

## SUBARU 2002-2005 IMPREZA WRX EJ205

NEW ULTRA SERIES (see pg. 5 for info)

Part #	Bore	Oversize (mm)	Stroke (mm)	Rod (mm)	C/D (mm)	Head CC's	C/R With .028	Dish/Dome CC's	Gram	Footnote	Skirt	Ring Set#	JE Proseal Head Gasket
314437	92.00	STD	75.0	130.5	32.7	48	8.5:1	-11.0	359	T	F	JG1004-3622	SB1000-039
314438	92.50	0.50	75.0	130.5	32.7	48	8.5:1	-11.7	363	T	F	JG1004-3642	SB1000-039
314439	93.00	1.00	75.0	130.5	32.7	48	8.5:1	-12.4	367	T	F	JG1004-3661	SB1000-039
361319	92.00	STD	75.0	130.5	32.7	48	8.5:1	-11.0	360	Ultra	F	JG1004-3622	SB1000-039
361318	92.50	0.50	75.0	130.5	32.7	48	8.5:1	-11.7	364	Ultra	F	JG1004-3642	SB1000-039
361320	93.00	1.00	75.0	130.5	32.7	48	8.5:1	-12.4	368	Ultra	F	JG1004-3661	SB1000-039
314440	92.00	STD	75.0	130.5	32.7	48	9.5:1	-3.2	379	T	F	JG1004-3622	SB1000-039
314441	92.50	0.50	75.0	130.5	32.7	48	9.5:1	-3.8	382	T	F	JG1004-3642	SB1000-039
314442	93.00	1.00	75.0	130.5	32.7	48	9.5:1	-4.4	385	T	F	JG1004-3661	SB1000-039
361321	92.00	STD	75.0	130.5	32.7	48	9.5:1	-3.2	380	Ultra	F	JG1004-3622	SB1000-039
361322	92.50	0.50	75.0	130.5	32.7	48	9.5:1	-3.8	383	Ultra	F	JG1004-3642	SB1000-039
361323	93.00	1.00	75.0	130.5	32.7	48	9.5:1	-4.4	386	Ultra	F	JG1004-3661	SB1000-039
314446	92.00	STD	79.0	130.5	30.7	48	8.5:1	-14.6	350	T	F	JG1004-3622	SB1000-039
314447	92.50	0.50	79.0	130.5	30.7	48	8.5:1	-15.3	353	T	F	JG1004-3642	SB1000-039
314448	93.00	1.00	79.0	130.5	30.7	48	8.5:1	-16.0	356	T	F	JG1004-3661	SB1000-039
361324	92.00	STD	79.0	130.5	30.7	48	8.5:1	-14.6	351	Ultra	F	JG1004-3622	SB1000-039
361325	92.50	0.50	79.0	130.5	30.7	48	8.5:1	-15.3	354	Ultra	F	JG1004-3642	SB1000-039
361326	93.00	1.00	79.0	130.5	30.7	48	8.5:1	-16.0	357	Ultra	F	JG1004-3661	SB1000-039
314449	92.00	STD	79.0	130.5	30.7	48	9.5:1	-6.4	338	T	F	JG1004-3622	SB1000-039
314450	92.50	0.50	79.0	130.5	30.7	48	9.5:1	-7.0	341	T	F	JG1004-3642	SB1000-039
314451	93.00	1.00	79.0	130.5	30.7	48	9.5:1	-7.5	344	T	F	JG1004-3661	SB1000-039

## SUBARU EJ22 TURBO 1991-1994

Deck clearance is -.012

Part #	Bore	Oversize (mm)	Stroke (mm)	Rod (mm)	C/D (mm)	Head CC's	C/R With .054	Dish/Dome CC's	Gram	Footnote	Skirt	Ring Set#	JE Proseal Head Gasket
314350	97.00	STD	75.0	130.5	32.7	46.6	8.5:1	-14.7	410	T	R	XH9700	
314351	97.50	0.50	75.0	130.5	32.7	46.6	8.5:1	-15.4	414	T	R	XH9750	
314352	98.00	1.00	75.0	130.5	32.7	46.6	8.5:1	-16.0	418	T	R	XH9800	

## SUBARU EJ25 DOHC 1996-1999

Part #	Bore	Oversize (mm)	Stroke (mm)	Rod (mm)	C/D (mm)	Head CC's	C/R With .054	Dish/Dome CC's	Gram	Footnote	Skirt	Ring Set#	JE Proseal Head Gasket
314335	99.50	STD	79.0	131.25	30.3	46	8.5:1	-24.4	392	T	F	JG4904-3917	
314336	99.75	0.25	79.0	131.25	30.3	46	8.5:1	-24.8	395	T	F	JG4904-3927	
314337	100.00	0.50	79.0	131.25	30.3	46	8.5:1	-25.1	400	T	F	JG4904-3937	
314338	99.50	STD	79.0	131.25	30.3	46	11.5:1	-1.0	416	T	R	JG4904-3917	
314339	99.75	0.25	79.0	131.25	30.3	46	11.5:1	-1.3	420	T	R	JG4904-3927	
314340	100.00	0.50	79.0	131.25	30.3	46	11.5:1	-1.5	424	T	R	JG4904-3937	

## SUBARU EJ25 SOHC 1999-2005

Deck clearance is -.015

Part #	Bore	Oversize (mm)	Stroke (mm)	Rod (mm)	C/D (mm)	Head CC's	C/R With .040	Dish/Dome CC's	Gram	Footnote	Skirt	Ring Set#	JE Proseal Head Gasket
314341	99.50	STD	79.0	131.6	29.5	50	8.5:1	-20.4	383	T	F	JG4904-3917	
314342	99.75	0.25	79.0	131.6	29.5	50	8.5:1	-20.8	386	T	F	JG4904-3927	
314343	100.00	0.50	79.0	131.6	29.5	50	8.5:1	-21.2	388	T	F	JG4904-3937	
314344	99.50	STD	79.0	131.6	29.5	50	11.5:1	3.0	412	T	R	JG4904-3917	
314345	99.75	0.25	79.0	131.6	29.5	50	11.5:1	2.7	410	T	R	JG4904-3927	
314346	100.00	0.50	79.0	131.6	29.5	50	11.5:1	2.5	412	T	R	JG4904-3937	

FOOTNOTES: T = Accepts Turbo and Nitrous



## SUBARU

### SUBARU EJ255 / EJ257 BLOCK WITH EJ20 HEAD "FSR"

Part #	Bore	Oversize (mm)	Stroke (mm)	Rod (mm)	C/D (mm)	Head CC's	C/R With .026	Dish/Dome CC's	Gram	Footnote	Skirt	Ring Set#	JE Proseal Head Gasket
291059	99.50	STD	79.0	130.5	30.7	48	8.5:1	-25.5	411	T	F	JG4904-3917	SB1001-039
296349	99.75	0.25	79.0	130.5	30.7	48	8.5:1	-26.0	413	T	F	JG4904-3927	SB1001-039
291060	100.00	0.50	79.0	130.5	30.7	48	8.5:1	-26.4	416	T	F	JG4904-3937	SB1001-039
325249	99.50	STD	79.0	130.5	30.7	48	9.5:1	-16.4	411	T	F	JG4904-3917	SB1001-039
325250	99.75	0.25	79.0	130.5	30.7	48	9.5:1	-16.7	414	T	F	JG4904-3927	SB1001-039
325251	100.00	0.50	79.0	130.5	30.7	48	9.5:1	-17.0	416	T	F	JG4904-3937	SB1001-039

### SUBARU 2004-2017 IMPREZA STI, LEGACY GT / OUTBACK XT 2005-2006 EJ257

Part #	Bore	Oversize (mm)	Stroke (mm)	Rod (mm)	C/D (mm)	Head CC's	C/R With .026	Dish/Dome CC's	Gram	Footnote	Skirt	Ring Set#	JE Proseal Head Gasket
361327	99.50	STD	79.0	130.5	30.7	57	8.5:1	-16.5	408	Ultra	F	JG4904-3917	SB1001-039
361328	99.75	0.25	79.0	130.5	30.7	57	8.5:1	-16.9	411	Ultra	F	JG4904-3927	SB1001-039
361329	100.00	0.50	79.0	130.5	30.7	57	8.5:1	-17.3	414	Ultra	F	JG4904-3937	SB1001-039
291061	99.50	STD	79.0	130.5	30.7	57	8.5:1	-16.5	407	T	F	JG4904-3917	SB1001-039
296348	99.75	0.25	79.0	130.5	30.7	57	8.5:1	-16.9	410	T	F	JG4904-3927	SB1001-039
291062	100.00	0.50	79.0	130.5	30.7	57	8.5:1	-17.3	413	T	F	JG4904-3937	SB1001-039
291063	99.50	STD	83.0	130.5	28.7	57	8.5:1	-20.7	398	T	F	JG4904-3917	SB1001-039
296352	99.75	0.25	83.0	130.5	28.7	57	8.5:1	-21.1	401	T	F	JG4904-3927	SB1001-039
291064	100.00	0.50	83.0	130.5	28.7	57	8.5:1	-21.5	404	T	F	JG4904-3937	SB1001-039
361330	99.50	STD	79.0	130.5	30.7	57	9.5:1	-7.0	424	Ultra	F	JG4904-3917	SB1001-039
361331	99.75	0.25	79.0	130.5	30.7	57	9.5:1	-7.3	426	Ultra	F	JG4904-3927	SB1001-039
361332	100.00	0.50	79.0	130.5	30.7	57	9.5:1	-7.6	428	Ultra	F	JG4904-3937	SB1001-039
310936	99.50	STD	79.0	130.5	30.7	57	9.5:1	-7.0	423	T	F	JG4904-3917	SB1001-039
310937	99.75	0.25	79.0	130.5	30.7	57	9.5:1	-7.3	425	T	F	JG4904-3927	SB1001-039
310938	100.00	0.50	79.0	130.5	30.7	57	9.5:1	-7.6	427	T	F	JG4904-3937	SB1001-039

NEW ULTRA SERIES (see pg. 5 for info)

JE SPORT COMPACT / EUROPEAN

### SUBARU 2006-2014 IMPREZA WRX, 2004-2013 FORESTER XT, LEGACY GT / OUTBACK XT 2007-2017, BAJA XT 2004-2006 EJ255

Part #	Bore	Oversize (mm)	Stroke (mm)	Rod (mm)	C/D (mm)	Head CC's	C/R With .026	Dish/Dome CC's	Gram	Footnote	Skirt	Ring Set#	JE Proseal Head Gasket
361327	99.50	STD	79.0	130.5	30.7	51	9.1:1	-16.5	408	Ultra	F	JG4904-3917	SB1001-039
361328	99.75	0.25	79.0	130.5	30.7	51	9.1:1	-16.9	411	Ultra	F	JG4904-3927	SB1001-039
361329	100.00	0.50	79.0	130.5	30.7	51	9.1:1	-17.3	414	Ultra	F	JG4904-3937	SB1001-039
291061	99.50	STD	79.0	130.5	30.7	51	9.1:1	-16.5	407	T	F	JG4904-3917	SB1001-039
296348	99.75	0.25	79.0	130.5	30.7	51	9.1:1	-16.9	410	T	F	JG4904-3927	SB1001-039
291062	100.00	0.50	79.0	130.5	30.7	51	9.1:1	-17.3	413	T	F	JG4904-3937	SB1001-039
291063	99.50	STD	83.0	130.5	28.7	51	9.1:1	-20.7	398	T	F	JG4904-3917	SB1001-039
296352	99.75	0.25	83.0	130.5	28.7	51	9.1:1	-21.1	401	T	F	JG4904-3927	SB1001-039
291064	100.00	0.50	83.0	130.5	28.7	51	9.1:1	-21.5	404	T	F	JG4904-3937	SB1001-039
361330	99.50	STD	79.0	130.5	30.7	51	10.3:1	-7.0	424	Ultra	F	JG4904-3917	SB1001-039
361331	99.75	0.25	79.0	130.5	30.7	51	10.3:1	-7.3	426	Ultra	F	JG4904-3927	SB1001-039
361332	100.00	0.50	79.0	130.5	30.7	51	10.3:1	-7.6	428	Ultra	F	JG4904-3937	SB1001-039
310936	99.50	STD	79.0	130.5	30.7	51	10.3:1	-7.0	423	T	F	JG4904-3917	SB1001-039
310937	99.75	0.25	79.0	130.5	30.7	51	10.3:1	-7.3	425	T	F	JG4904-3927	SB1001-039
310938	100.00	0.50	79.0	130.5	30.7	51	10.3:1	-7.6	427	T	F	JG4904-3937	SB1001-039

### SUBARU EJ257 BILLET FSR

Part #	Bore	Oversize (mm)	Stroke (mm)	Rod (mm)	C/D (mm)	Head CC's	C/R With .026	Dish/Dome CC's	Gram	Footnote	Skirt	Ring Set#	JE Proseal Head Gasket
310927	99.50	STD	79.0	130.5	30.7	57	8.8:1	-14.1	392	T	F	JG4904-3917	SB1001-039
286463	100.00	0.50	79.0	130.5	30.7	57	8.8:1	-15.1	392	T	F	JG4904-3937	SB1001-039

FOOTNOTES: T = Accepts Turbo and Nitrous, Ultra = Ultra Series Pistons



# TOYOTA

## TOYOTA 1FZ-FE

Part #	Bore	Oversize (mm)	Stroke (mm)	Rod (mm)	C/D (mm)	Head CC's	C/R With .059	Dish/Dome CC's	Gram	Footnote	Skirt	Ring Set#	JE Proseal Head Gasket
321311	100.0	STD	95.0	154	42	76	8.5:1	-10.8	473	T	R	JG1006-3937	TY1005-047
321312	100.5	0.50	95.0	154	42	76	8.5:1	-11.7	476	T	R	JG1006-3957	TY1005-047
321313	101.0	1.00	95.0	154	42	76	8.5:1	-12.6	479	T	R	JG1006-3976	TY1005-047
321314	100.0	STD	95.0	154	42	76	10.0:1	5.7	491	T	R	JG1006-3937	TY1005-047
321315	100.5	0.50	95.0	154	42	76	10.0:1	5.0	494	T	R	JG1006-3957	TY1005-047
321316	101.0	1.00	95.0	154	42	76	10.0:1	4.3	497	T	R	JG1006-3976	TY1005-047
321317	100.0	STD	95.0	154	42	76	11.5:1	17.6	493	V	R	JG1006-3937	TY1005-047
321318	100.5	0.50	95.0	154	42	76	11.5:1	17.0	497	V	R	JG1006-3957	TY1005-047
321319	101.0	1.00	95.0	154	42	76	11.5:1	16.4	499	V	R	JG1006-3976	TY1005-047
321320	100.0	STD	101.0	154	39	76	8.5:1	-17.1	459	T	R	JG1006-3937	TY1005-047
321321	100.5	0.50	101.0	154	39	76	8.5:1	-18.0	462	T	R	JG1006-3957	TY1005-047
321322	101.0	1.00	101.0	154	39	76	8.5:1	-19.0	466	T	R	JG1006-3976	TY1005-047
321323	100.0	STD	101.0	154	39	76	10.0:1	0.5	465	T	R	JG1006-3937	TY1005-047
321324	100.5	0.50	101.0	154	39	76	10.0:1	-0.2	471	T	R	JG1006-3957	TY1005-047
321325	101.0	1.00	101.0	154	39	76	10.0:1	-1.0	474	T	R	JG1006-3976	TY1005-047
321326	100.0	STD	101.0	154	39	76	11.5:1	13.1	455	V	R	JG1006-3937	TY1005-047
321327	100.5	0.50	101.0	154	39	76	11.5:1	12.5	457	V	R	JG1006-3957	TY1005-047
321328	101.0	1.00	101.0	154	39	76	11.5:1	11.8	459	V	R	JG1006-3976	TY1005-047

## TOYOTA 1JZ-GTE

Part #	Bore	Oversize (mm)	Stroke (mm)	Rod (mm)	C/D (mm)	Head CC's	C/R With .048	Dish/Dome CC's	Gram	Footnote	Skirt	Ring Set#	JE Proseal Head Gasket
361451	86.00	STD	71.5	125.25	34	41	9.0:1	-3.2		T	F	JG1006-3386	
361452	86.25	0.25	71.5	125.25	34	41	9.0:1	-3.5		T	F	JG1006-3396	
361453	86.50	0.50	71.5	125.25	34	41	9.0:1	-3.7		T	F	JG1006-3405	
361454	87.00	1.00	71.5	125.25	34	41	9.0:1	-4.2		T	F	JG1006-3425	

## TOYOTA 2AR-FE

Part #	Bore	Oversize (mm)	Stroke (mm)	Rod (mm)	C/D (mm)	Head CC's	C/R With .040	Dish/Dome CC's	Gram	Footnote	Skirt	Ring Set#	JE Proseal Head Gasket
310886	90.00	STD	98.0	157.5	34.8	50	9.0:1	-26.7	358	T	R	JG1004-3543	
310888	90.50	0.50	98.0	157.5	34.8	50	9.0:1	-27.5	360	T	R	JG1004-3563	
310887	90.00	STD	98.0	157.5	34.8	50	11.0:1	-11.1	348	V	R	JG1004-3543	
310889	90.50	0.50	98.0	157.5	34.8	50	11.0:1	-11.8	350	V	R	JG1004-3563	

## TOYOTA 2A-ZFE

Part #	Bore	Oversize (mm)	Stroke (mm)	Rod (mm)	C/D (mm)	Head CC's	C/R With .040	Dish/Dome CC's	Gram	Footnote	Skirt	Ring Set#	JE Proseal Head Gasket
361358	88.50	STD	96.0	149.5	33	40.2	9.0:1	-26.6		T	R	JG1004-3484	
310320	89.00	0.50	96.0	149.5	33	40.2	9.0:1	-27.1	333	T	R	JG1004-3504	
361359	88.50	STD	96.0	149.5	33	40.2	11.0:1	-11.8		V	R	JG1004-3484	
310321	89.00	0.50	96.0	149.5	33	40.2	11.0:1	-12.2	318	V	R	JG1004-3504	

FOOTNOTES: T = Accepts Turbo and Nitrous, V = Accepts Nitrous

# TOYOTA

## TOYOTA 2JZ-GE / 2JZ-GTE

Part #	Bore	Oversize (mm)	Stroke (mm)	Rod (mm)	C/D (mm)	Head CC's	CR With .040	Dish/Dome CC's	Gram	Footnote	Skirt	Ring Set#	JE Proseal Head Gasket
314301	86.00	STD	86.0	142	34	44.5	8.5:1	-15.5	312	T	F	JG1006-3386	TY1004-051
361333	86.25	0.25	86.0	142	34	44.5	8.5:1	-15.9		T	F	JG1006-3396	TY1004-051
296932	86.50	0.50	86.0	142	34	44.5	8.5:1	-16.4	304	T	F	JG1006-3405	TY1004-051
296933	87.00	1.00	86.0	142	34	44.5	8.5:1	-17.1	306	T	F	JG1006-3425	TY1004-051
361341	86.00	STD	86.0	142	34	44.5	9.0:1	-9.8		Ultra	F	JG1006-3386	TY1004-051
361342	86.25	0.25	86.0	142	34	44.5	9.0:1	-10.1		Ultra	F	JG1006-3396	TY1004-051
361343	86.50	0.50	86.0	142	34	44.5	9.0:1	-10.4		Ultra	F	JG1006-3405	TY1004-051
361344	87.00	1.00	86.0	142	34	44.5	9.0:1	-11.0		Ultra	F	JG1006-3425	TY1004-051
314302	86.00	STD	86.0	142	34	44.5	9.5:1	-7.7	330	T	F	JG1006-3386	TY1004-051
361334	86.25	0.25	86.0	142	34	44.5	9.5:1	-8.0		T	F	JG1006-3396	TY1004-051
314303	86.50	0.50	86.0	142	34	44.5	9.5:1	-8.3	334	T	F	JG1006-3405	TY1004-051
314304	87.00	1.00	86.0	142	34	44.5	9.5:1	-8.9	337	T	F	JG1006-3425	TY1004-051
326320	86.00	STD	94.0	142	30	44.5	8.5:1	-21.9	290	T	F	JG1006-3386	TY1004-051
361335	86.25	0.25	94.0	142	30	44.5	8.5:1	-22.1		T	F	JG1006-3396	TY1004-051
326321	86.50	0.50	94.0	142	30	44.5	8.5:1	-22.7	293	T	F	JG1006-3405	TY1004-051
326322	87.00	1.00	94.0	142	30	44.5	8.5:1	-23.4	296	T	F	JG1006-3425	TY1004-051
337050	86.00	STD	94.0	142	30	44.5	9.5:1	-13.3	304	T	F	JG1006-3386	TY1004-051
361336	86.25	0.25	94.0	142	30	44.5	9.5:1	-13.6		T	F	JG1006-3396	TY1004-051
337051	86.50	0.50	94.0	142	30	44.5	9.5:1	-14.0	306	T	F	JG1006-3405	TY1004-051
337052	87.00	1.00	94.0	142	30	44.5	9.5:1	-14.7	310	T	F	JG1006-3425	TY1004-051

NEW ULTRA SERIES (see pg. 5 for info)

JE SPORT COMPACT / EUROPEAN

## TOYOTA 2ZZ-GE (MUST SLEEVE BLOCK)

211.75mm Block Height

Part #	Bore	Oversize (mm)	Stroke (mm)	Rod (mm)	C/D (mm)	Head CC's	CR With .020	Dish/Dome CC's	Gram	Footnote	Skirt	Ring Set#	JE Proseal Head Gasket
361455	82.00	STD	85.0	137.9	31.2	38	9.5:1	-11.1		G, T	F	JG1004-3228	
361456	82.50	0.50	85.0	137.9	31.2	38	9.5:1	-11.7		G, T	F	JG1004-3250	
361457	83.00	1.00	85.0	137.9	31.2	38	9.5:1	-12.3		G, T	F	JG1004-3268	
361458	82.00	STD	85.0	137.9	31.2	38	12.5:1	2.7		G, V	F	JG1004-3228	
361459	82.50	0.50	85.0	137.9	31.2	38	12.5:1	2.2		G, V	F	JG1004-3250	
361460	83.00	1.00	85.0	137.9	31.2	38	12.5:1	1.8		G, V	F	JG1004-3268	

## TOYOTA 3S-GE BEAMS

Part #	Bore	Oversize (mm)	Stroke (mm)	Rod (mm)	C/D (mm)	Head CC's	CR With .031	Dish/Dome CC's	Gram	Footnote	Skirt	Ring Set#	JE Proseal Head Gasket
361461	86.00	STD	86.0	138	33.8	33	9.5:1	-13.8		T	F	JG1004-3386	
361462	86.25	0.25	86.0	138	33.8	33	9.5:1	-14.2		T	F	JG1004-3396	
361463	86.50	0.50	86.0	138	33.8	33	9.5:1	-14.4		T	F	JG1004-3405	
361464	87.00	1.00	86.0	138	33.8	33	9.5:1	-15.0		T	F	JG1004-3425	
361465	86.00	STD	86.0	138	33.8	33	12.5:1	1.5			F	JG1004-3386	
361466	86.25	0.25	86.0	138	33.8	33	12.5:1	1.3			F	JG1004-3396	
361467	86.50	0.50	86.0	138	33.8	33	12.5:1	1.1			F	JG1004-3405	
361468	87.00	1.00	86.0	138	33.8	33	12.5:1	0.7		V	F	JG1004-3425	

## TOYOTA 3S-GTE

Part #	Bore	Oversize (mm)	Stroke (mm)	Rod (mm)	C/D (mm)	Head CC's	CR With .040	Dish/Dome CC's	Gram	Footnote	Skirt	Ring Set#	JE Proseal Head Gasket
298701	86.00	STD	86.0	138	35	50	9.0:1	-6.0	318	T	F	JG1004-3386	TY1000-039
361357	86.25	0.25	86.0	138	35	50	9.0:1	-6.4	319	T	F	JG1004-3396	TY1000-039
298702	86.50	0.50	86.0	138	35	50	9.0:1	-6.7	320	T	F	JG1004-3405	TY1000-039
298703	87.00	1.00	86.0	138	35	50	9.0:1	-7.3	322	T	F	JG1004-3425	TY1000-039

FOOTNOTES: G = Stock Block Must Be Re-Sleeved, T = Accepts Turbo and Nitrous, Ultra = Ultra Series Pistons, V = Accepts Nitrous



## TOYOTA 3S-GTE HEAD / 5S-FE BLOCK

Part #	Bore	Oversize (mm)	Stroke (mm)	Rod (mm)	C/D (mm)	Head CC's	C/R With .040	Dish/Dome CC's	Gram	Footnote	Skirt	Ring Set#	JE Proseal Head Gasket
252064	87.50	0.50	91.0	138	32.5	50	9.0:1	-11.6	338	T	R	JG1004-3445	
361469	88.00	1.00	91.0	138	32.5	50	9.0:1	-12.5	341	T	R	JG1004-3465	

## TOYOTA 4A-GE 16V 20MM PIN

191mm Block Height

Part #	Bore	Oversize (mm)	Stroke (mm)	Rod (mm)	C/D (mm)	Head CC's	C/R With .048	Dish/Dome CC's	Gram	Footnote	Skirt	Ring Set#	JE Proseal Head Gasket
361470	81.00	STD	77.0	122	30.5	36	11.0:1	3.2		U	F	JG1004-3189	TY1001-039
361471	81.50	0.50	77.0	122	30.5	36	11.0:1	2.7		U	F	JG1004-3209	TY1002-039
361472	82.00	1.00	77.0	122	30.5	36	11.0:1	2.3		U	F	JG1004-3228	TY1002-039

## TOYOTA 4A-GE 20V 20MM PIN SILVER TOP

191mm Block Height

Part #	Bore	Oversize (mm)	Stroke (mm)	Rod (mm)	C/D (mm)	Head CC's	C/R With .048	Dish/Dome CC's	Gram	Footnote	Skirt	Ring Set#	JE Proseal Head Gasket
361473	81.00	STD	77.0	122	30.5	36	12.0:1	6.8		U	F	JG1004-3189	
361474	81.50	0.50	77.0	122	30.5	36	12.0:1	6.5		U	F	JG1004-3209	
361475	82.00	1.00	77.0	122	30.5	36	12.0:1	6.1		U	F	JG1004-3228	

## TOYOTA 4A-GE 20V 20MM PIN BLACK TOP

191mm Block Height

Part #	Bore	Oversize (mm)	Stroke (mm)	Rod (mm)	C/D (mm)	Head CC's	C/R With .048	Dish/Dome CC's	Gram	Footnote	Skirt	Ring Set#	JE Proseal Head Gasket
361473	81.00	STD	77.0	122	30.5	38	11.5:1	6.8		U	F	JG1004-3189	
361474	81.50	0.50	77.0	122	30.5	38	11.5:1	6.5		U	F	JG1004-3209	
361475	82.00	1.00	77.0	122	30.5	38	11.5:1	6.1		U	F	JG1004-3228	

## TOYOTA FRS 4U-GSE / TOYOTA GT-86 4U-GSE / SUBARU BRZ FA20 2012+

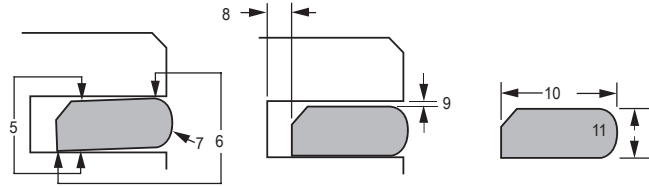
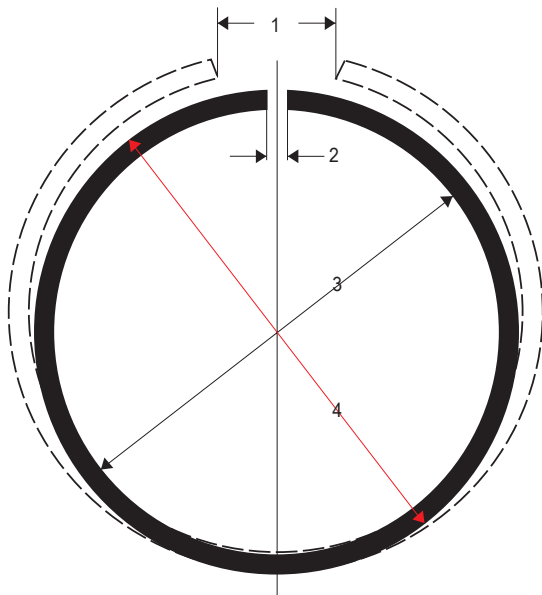
Part #	Bore	Oversize (mm)	Stroke (mm)	Rod (mm)	C/D (mm)	Head CC's	C/R With .026	Dish/Dome CC's	Gram	Footnote	Skirt	Ring Set#	JE Proseal Head Gasket
315114	86.00	STD	86.0	129.3	32.75	39	9.5:1	-16.4	325	T	F	JG1004-3386	
359150	86.25	0.25	86.0	129.3	32.75	39	9.5:1	-16.7	319	T	F	JG1004-3396	
315115	86.50	0.50	86.0	129.3	32.75	39	9.5:1	-17.0	321	T	F	JG1004-3405	
315116	87.00	1.00	86.0	129.3	32.75	39	9.5:1	-17.7	322	T	F	JG1004-3425	
315117	86.00	STD	86.0	129.3	32.75	39	10.5:1	-10.2	312	T	F	JG1004-3386	
359151	86.25	0.25	86.0	129.3	32.75	39	10.5:1	-10.5	318	T	F	JG1004-3396	
315118	86.50	0.50	86.0	129.3	32.75	39	10.5:1	-10.7	318	T	F	JG1004-3405	
315119	87.00	1.00	86.0	129.3	32.75	39	10.5:1	-11.3	321	T	F	JG1004-3425	
359152	86.00	STD	86.0	129.3	32.75	39	12.5:1	-1.0	317	T	F	JG1004-3386	
359153	86.25	0.25	86.0	129.3	32.75	39	12.5:1	-1.3	321	T	F	JG1004-3396	
359154	86.50	0.50	86.0	129.3	32.75	39	12.5:1	-1.5	322	T	F	JG1004-3405	
359155	87.00	1.00	86.0	129.3	32.75	39	12.5:1	-2.0	330	T	F	JG1004-3425	
315120	86.00	STD	86.0	129.3	32.75	39	13.5:1	2.5	315	V	F	JG1004-3386	
359156	86.25	0.25	86.0	129.3	32.75	39	13.5:1	2.2	317	T	F	JG1004-3396	
315121	86.50	0.50	86.0	129.3	32.75	39	13.5:1	2.0	317	V	F	JG1004-3405	
315122	87.00	1.00	86.0	129.3	32.75	39	13.5:1	1.6	322	V	F	JG1004-3425	

## TOYOTA 1987-92 SUPRA TURBO 7MGTE

Part #	Bore	Oversize (mm)	Stroke (mm)	Rod (mm)	C/D (mm)	Head CC's	C/R With .040	Dish/Dome CC's	Gram	Footnote	Skirt	Ring Set#	JE Proseal Head Gasket
302000	83.50	0.50	91.0	152	32.75	40	9.0:1	-16.2	291	T	F	JG1006-3287	
302001	84.00	1.00	91.0	152	32.75	40	9.0:1	-16.9	293	T	F	JG1006-3307	

FOOTNOTES: **T** = Accepts Turbo and Nitrous, **V** = Accepts Nitrous

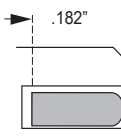
## RING DIMENSIONS



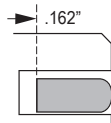
- 1. FREE GAP:** The end gap clearance when the ring is not compressed
- 2. END GAP:** The end gap clearance when the ring is compressed to the bore diameter
- 3. INSIDE DIAMETER:** The inside diameter of the ring at bore diameter
- 4. OUTSIDE DIAMETER:** The outside diameter of the ring at bore diameter
- 5. RING AXIAL SIDES:** The top and bottom surfaces of the ring
- 6. TORSIONAL TWIST:** The installed position of the ring due to a chamfered area on either ring side that helps the ring cross-seal
- 7. RING FACE:** The section of the ring that contacts the cylinder wall
- 8. BACK CLEARANCE:** Distance between the inside diameter of the ring and the back of the ring groove when the ring is flush with the ring land
- 9. AXIAL CLEARANCE:** The distance between the ring axial height and the piston ring groove width
- 10. RADIAL WIDTH:** The width of the ring in the radial direction
- 11. AXIAL HEIGHT:** The height or the thickness of the ring in the axial direction

## RING TERMINOLOGY

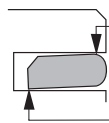
**D-wall:** A specification established by the Society of Automotive Engineers (S.A.E.) that dictates the radial width of a standard automotive piston ring by the use of the following formula; Bore diameter  $\div 22 =$  radial thickness. ( $4.000'' \div 22 = .182''$ )



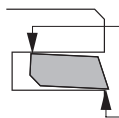
**Back-cut:** Used to describe a compression ring that has less than S.A.E. standard D-Wall radial thickness. Back-cutting is used to reduce natural radial ring tension. In applications with tight top ring land to piston intake valve pocket clearance problems, back cut rings allow the rings to be moved up toward the top of the piston which improves combustion efficiency and provides more power.



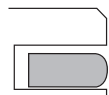
**Positive Twist:** An asymmetric change in the ring cross section that causes it to twist in an upward direction (towards the piston crown aiding ring sealing of the top and bottom of the ring groove. Positive twist is used only on top compression rings.



**Reverse Twist:** An asymmetric change in the ring cross section causing the ring to twist downward (towards the piston skirt) that enhances the second compression ring's oil scraping properties.

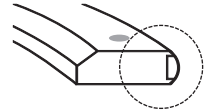


**Neutral:** A term used to describe a piston ring that has no torsional bias or twist.

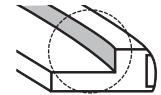


## RINGFACE SHAPES

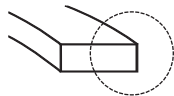
**Barrel Face:** Term used to describe the curved section of the ring that is in contact with the cylinder wall. Used only on top compression rings.



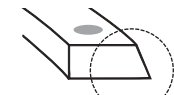
**Dykes:** A step cut into a top compression ring that helps to direct gas pressure to the shaded area on the back side of the ring, improving ring to cylinder wall seal.




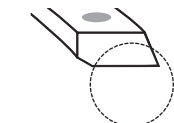
**Flat Face:** Simple flat rectangular shape



**Taper Face:** Describes the angled face of the second compression ring that scrapes excess oil from the cylinder wall surface. Used only on second rings.



**Napier:** A special hooked shape found on the underside of some second compression rings used to more efficiently remove excess oil from the cylinder walls.



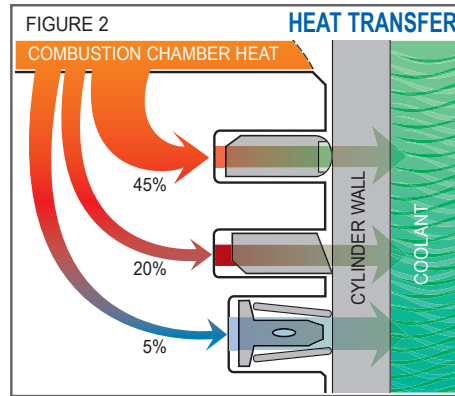
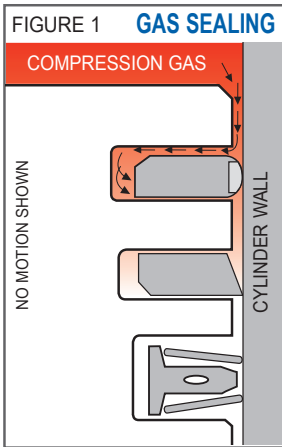




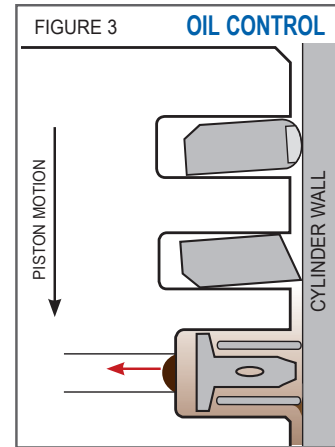
## RING FUNCTIONS

Piston rings serve three basic functions in an automotive engine, gas sealing, heat transfer, and oil control. The primary duty of the top compression ring is to provide a seal that prevents combustion gas or pressure from bypassing the piston. This is achieved by maintaining contact with the cylinder wall at all times. The second compression ring also assists the top ring in its sealing function, although its main purpose is to provide a secondary form of oil control for oil that has bypassed the oil ring (fig. 1). Secondly, both compression rings and the oil control ring transfer the heat of combustion from the piston to the cylinder wall where it is then transferred to the cooling system (fig. 2). Lastly, the

second compression ring and oil ring also serve as an oil control system regulating the film of oil on the cylinder wall. As the piston moves downward, the sharp edges of the second ring and the two rails scrape the top layer of oil off the cylinder wall, leaving only a very thin layer behind. The excess oil is discharged by three methods. Most simply gets scraped by the lower oil ring rail back down into the oil pan. Some excess gets forced into "drain back" holes in the oil ring groove, to the interior of the piston and then back to the oil pan. If the piston has "pressurized pin oilers", the remainder gets forced into holes in the oil ring groove through the pin bosses into the wrist pin reservoir, then directly onto the wrist pin.



**RINGS TRANSFER 70% OF COMBUSTION CHAMBER HEAT INTO THE CYLINDER WALL**  
(All figures shown are close approximations)



## TOP RINGS

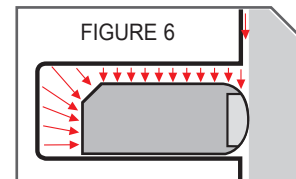
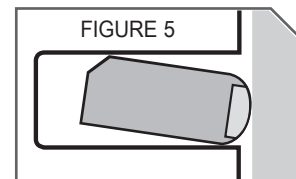
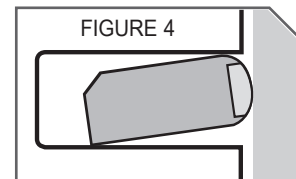
The top compression ring is responsible for creating a seal with the cylinder wall to maintain combustion chamber pressure. The top ring also transfers up to 45% of the heat generated by the combustion process to the cylinder wall en route to the engine cooling system. JE Pro Seal top compression rings are available in a variety of shapes (see illustrations below), sizes and material types that allow you to choose the most efficient and economical ring to suit your application.

Most JE Pro Seal top compression rings have a barrel face with a positive torsional twist. This twisted configuration takes up the axial clearance in the groove, providing a better cross sealing.

During most of the intake stroke, the piston ring twists upward because of the chamfer while the barrel face utilizes its lower half to maintain contact with the cylinder wall (fig. 4).

On the compression and exhaust strokes, the ring may sit flat on the groove surface (fig. 6) or be twisted upwards (fig. 4) or downwards (fig. 5), depending on the size of the chamfer, inertia forces at top and bottom of stroke and combustion chamber pressures (most notable when piston is near top dead center).

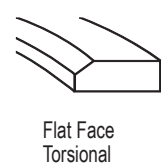
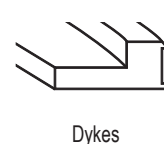
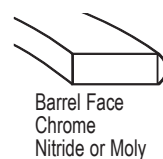
A third position is achieved during the power/combustion stroke. Although inertial forces direct the ring upward, combustion pressure forces the ring to the bottom of the ring groove and forward against the cylinder wall.



Illustrations are exaggerated for demonstration purposes

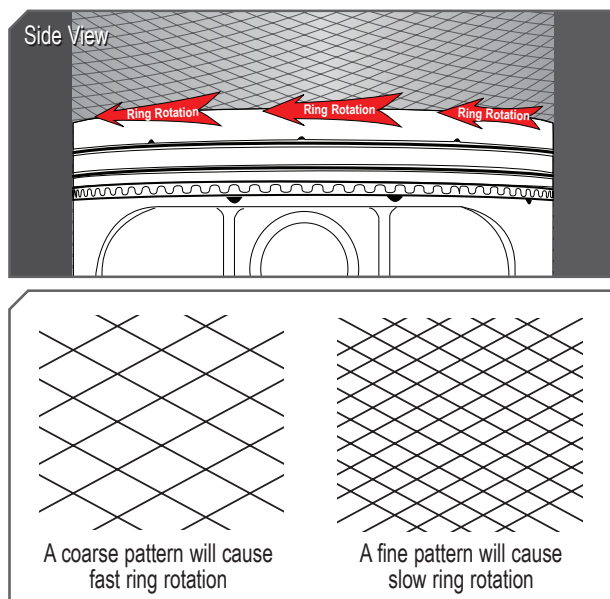
JE PRO SEAL® RINGS

## TOP RING SHAPES AND TYPES



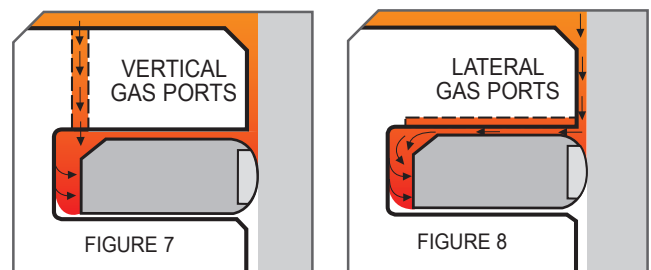
## RING ROTATION

Ring rotation is critical for the distribution of heat to lower temperature sections of the piston and the cylinder wall. If the rings were stationary in the ring groove, the piston and cylinder wall would experience excessive heat in localized areas. This condition can cause scuffing of the cylinder wall, premature wear, piston to ring microwelding and possibly ring butting. The rate at which the ring rotates is determined by the piston rods, friction between the ring sides, bore finish, and cross hatch angle.



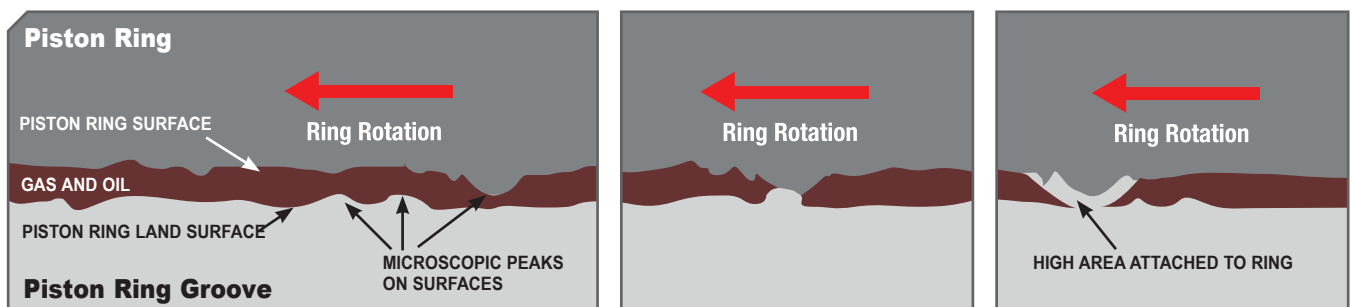
## GAS PORTING

Combustion pressure can be directed behind the top ring with the addition of vertical or lateral gas ports on the piston. Vertical gas ports are small holes drilled into the top (or deck side) of the piston that lead to the back of the top ring groove. These holes allow combustion pressure to enter the top ring groove directly behind the ring on the combustion stroke forcing the ring face against the cylinder wall for maximum seal (fig. 7). Lateral gas ports perform the same function by providing a pathway for the combustion pressure to enter the ring groove with less interference (fig. 8). Gas ports are extremely beneficial when using reduced radial width and low tension top rings. They aid in ring seal on the combustion stroke while reducing friction and drag on the remaining strokes that can rob the engine of horsepower. As a general rule, vertical gas ports are mainly used in drag race applications while lateral gas ports are used for circle track and endurance racing (vertical gas ports tend to plug with carbon more than lateral gas ports and are usually application specific).



## WHAT IS MICROWELDING?

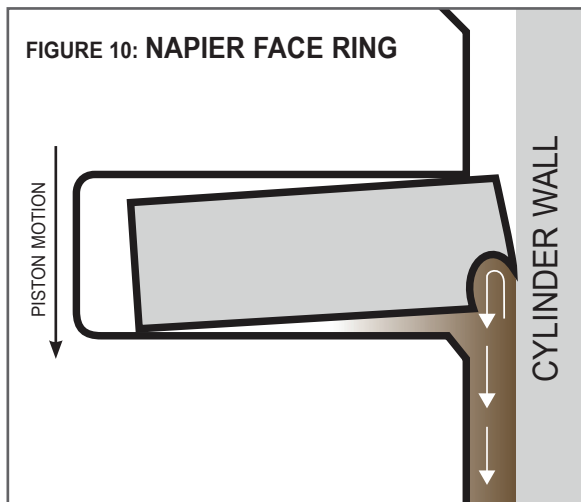
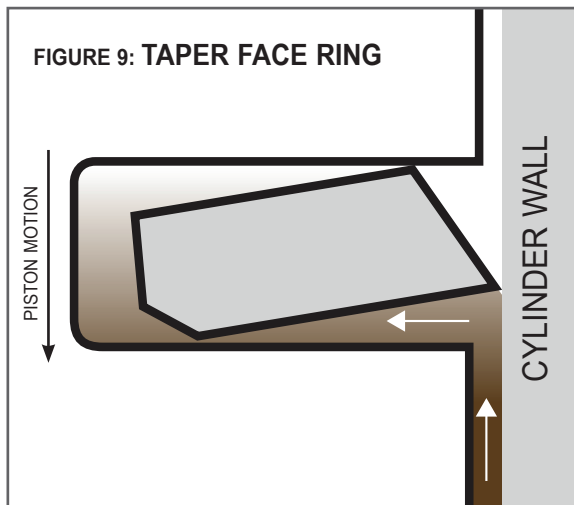
Micro-welding occurs when piston material from the ring groove transfers onto the axial side surface of the ring itself. As a result, ring rotation begins to deteriorate followed by increased blow-by due to the ring losing bore conformity and torsional twist. As material transfer continues, axial clearance disappears and the ring will eventually become lodged in place, having welded itself to the groove. Micro-welding is typically seen only on top rings and is most common where the axial clearance between the ring and its groove become too tight for the conditions or application. In order to help alleviate this problem, JE offers our exclusive Ultra Groove machining process to vastly reduce the microscopic waves and bumps left by conventional machining methods. To further improve ring groove quality, JE offers hard anodizing of the piston top ring groove, which creates a very hard, durable contact surface. When combined with our UFR or CFR rings, axial clearances can be greatly reduced while also significantly reducing the possibility of micro-welding.



## SECOND RINGS

The most conventional second ring shape is a taper faced reverse-torsional twist. The tapered face of the ring acts as a wiper that scrapes excess oil from the cylinder wall (fig. 9). It is important to prevent oil from entering the combustion process as this can lead to detonation which in turn increases carbon build up and raises both piston and oil temperatures. The chamfer machined in the back, under-side of the ring produces a twist in the ring, which enhances its cross-sealing properties.

Second rings are also available from JE Pro Seal in the Napier or “hook” style ring face. This design is considered superior to a tapered face design as the hook shape actually channels oil flow back down the cylinder wall and away from the underside of the ring (fig. 10).



## OIL RINGS

The function of an oil ring is to remove oil from the cylinder wall. In most cases, an oil ring is actually three pieces, consisting of two rails with an expander in between them. As an engine’s rotating assembly continuously slings oil and creates a heavy oil mist within the crank case, oil accumulates on the cylinder walls, crank, rods, and piston skirts. However, the oil film will tend to remain in contact with the cylinder wall as the piston slides across it, so a method of scraping and scavenging this oil is necessary to keep it out of the combustion chamber. While both the oil ring rails and the 2nd ring perform this scraping function, only the oil ring has a method for scavenging this oil. A three-piece mechanism all its own, the oil ring uses piston motion to create a “pumping” action which redirects accumulated oil to drain back holes or wrist pin oiling holes drilled in the piston.

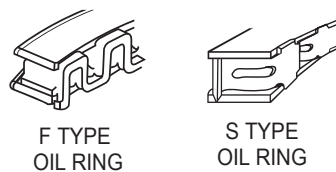
JE Pro Seal oil rings are offered in either high, standard or low tension versions. High and standard tension rings are most commonly used in street/strip wet sump style engines and engines using forced induction or bolt-on power adders. JE Pro Seal is the first to offer standard tension oil rings with a 3mm axial height.

Low tension oil rings are most commonly used in dry sump applications. The advantage of a low tension oil ring is less friction along the cylinder wall, which generally leads to more power. Because the scavenging section of the dry sump system remove so much oil from the crank case and cylinder walls, low tension rings are sufficient to provide proper oil control.

Most JE Pro Seal oil rings are equipped with chrome plated rails (non-chrome plated rails are also available). Titanium Nitride coating (TiN) of oil ring rails is also available as a custom option for any JE Pro Seal Oil ring. This coating provides additional wear resistance for extreme applications, has a very low coefficient of friction, and is compatible with Nikasil bores.

JE Pro Seal Oil Rings are available with two different types of expanders. The “F Type” style expander (fig. 11) is most commonly used in low tension oil rings and features a wave shaped pattern that alternates between the top and bottom oil ring rails. The “S Type” style expander is more common in standard tension oil rings and uses holes in the humps (fig. 4) to provide an oil passageway to the back side of the ring and ultimately out through the oil drain back holes. In some instances, specifically in horizontally opposed cylinder orientation, a 2-piece oil ring is preferred. Two-piece oil rings are the original equipment ring for Porsche® and are usually compatible with Nikasil bores. They consist of a cast iron “M-shaped” outer ring with spiralspring spacer inside (fig. 12). JE offers OE replacement ring sets with 2-piece oil rings in popular bore sizes for Porsche and other engines. Please call your JE sales representative for further information.

**FIGURE 11**  
REAR ISOMETRIC VIEW



**FIGURE 12**  
REAR ISOMETRIC VIEW



## RING FACE COATINGS

JE offers a variety of ring face coatings specifically designed for individual operating requirements. The main types are Plasma Moly, CrN (Chromium Nitride), TiN (Titanium Nitride), and base ring material gas nitriding. These face coatings provide a wear and scuff resistant face against the cylinder wall while also providing a very low coefficient of friction. These coatings are applied using PVD and PACVD (Plasma Assisted Chemical Vapor Deposition) processes and are the premier ring coatings available today. Contact your JE Pro Seal sales representative for more details.

**CrN (Chromium Nitride)** – A thin film applied to the ring face which provides a moderate level of surface hardness with an extremely low coefficient of friction.

**GAS NITRIDED** – A process used to harden the perimeter of a ring where nitrogen atoms penetrate the base material and form an extremely hard outer layer that provides excellent wear and scuff resistance.

**TiN (Titanium Nitride)** – Similar to CrN coating; TiN is generally harder than CrN but w/ similar wear resistance.

## RING AXIAL SIDE COATINGS

All non-stainless steel JE Pro Seal rings have a corrosive resistant coating that is specifically designed to enhance oil retention and to help prevent scuffing during early engine operation or “break in”. Plasma Moly filled ductile iron rings are coated with a manganese phosphate while steel rings are coated with an iron oxide compound known as Ferrox. Both of these coatings prevent rust from accumulating while the rings are in the package and provide a porous outer layer that retains oil upon installation, to insure proper lubrication at engine start up.

## RING MATERIALS

Most U.S. domestic original equipment engines use cast iron top and second compression rings. This material is fine for low rpm applications with a relatively low compression ratio.

JE Pro Seal rings are constructed from either ductile iron, steel, or stainless steel for greater strength and elasticity. Ductile iron is a very versatile material that is good for most high performance applications. These rings are available with either a plasma moly inlay face or hardened for nitrous, turbo and blown applications.

Steel and stainless steel rings are better suited for extremely high rpm applications. The higher tensile strength of steel also helps it to withstand the added abuse of high power output engines. Both steel and stainless steel are commonly used in applications where extremely thin and narrow rings are required.

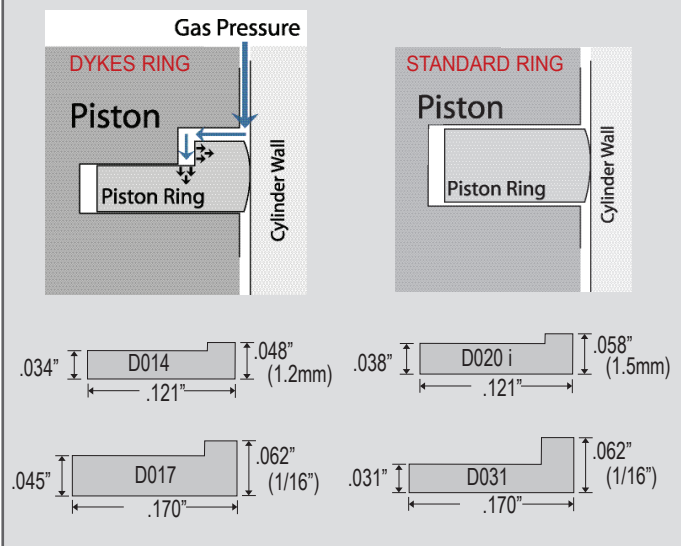
Use the performance matrix on page 148 to help determine which ring material and style suits your racing engine or call your JE Pro Seal sales representative.

**PLASMA-MOLY** – Is a face coating which provides a hard, wear resistant surface on a barrel shaped ring face that is able to maintain a very low coefficient of friction. The process involves spraying an alloyed powder that contains various chemistries of Molybdenum, Nickel, Chromium and small amounts of other trace elements, into a small channel on the face of the ring by forcing the powder through an electrical arc in the presence of compressed Argon or other gases. Under extreme heat, this powder turns into molten droplets and is carried to the ring on a stream of shielding gas, filling the inlay groove, bonding to the face of the ring.

## ABOUT DYKES RINGS

If you want maximum ring seal for your drag racing application, talk to your JE salesman about Dykes Rings. On the power and compression strokes of your engine, the gas pressure loads the ring against the cylinder wall and the bottom of the ring groove to create a better seal for increased horsepower. On the remaining two strokes, the ring relaxes giving you the reduced pressure created by the ring’s natural radial tension thus reducing frictional drag.

The four most common types of Dyke cut top rings are the D017, the D031, the D014 and the D020 i. All D017 and D031 rings have an axial height of 1/16”. The D014 and the D020i are metric rings and have axial heights of 1.2mm and 1.5mm respectively. Both the D017 and the D014 are for use on forced induction and nitrous applications. Although the D020 i can be used on forced induction engines as well, it is generally used on naturally aspirated engines. The D031 ring is for use only on naturally aspirated engines.





## RING INSTALLATION

### RING GAP FILING PROCEDURES

- Check the ring gap chart (below) to determine the appropriate end gap for your bore size and application.
- The preferred method of ring grinding is to use a quality electric ring grinding machine. Where costs are a consideration the use of a manual hand crank style grinder works.
- Always file from the ring face towards the inside diameter of the ring to avoid chipping and/or marring the face coating.
- File only one end of the ring, using the unfiled end as a reference point.
- Deburr all gap edges with a soft stone or Cratex type product.



### RING GAP CHART

#### Minimum Gap Per Inch of Bore

Application	Top Ring	2nd Ring	Oil Ring Rail
	Bore x	Bore x	Min. Gap
High-Perf. Street/Strip	.0045"	.0050"	.015"
Street Moderate Turbo/Nitrous	.0050"	.0055"	.015"
Late Model Stock	.0050"	.0053"	.015"
Circle Track/Drag Race	.0055"	.0057"	.015"
Nitrous Race Only	.0070"	.0073"	.015"
Blown Race Only	.0060"	.0063"	.015"

**NOTE:** The chart above is a general end gaps guideline. Each ring should be fitted to the particular cylinder in which they are to be installed. A difference in bore diameter of .001" should increase the ring gap by a factor of pi (3.1416, example: .001 x 3.1416 = .0031). The gap on the second ring should always be larger than the top ring end gap, this will help to reduce top ring flutter.

Magnified photo of incorrectly ground ring end gap. Please use extreme caution when hand grinding, it is possible to chip/flake the plasma moly out of the inlay groove.



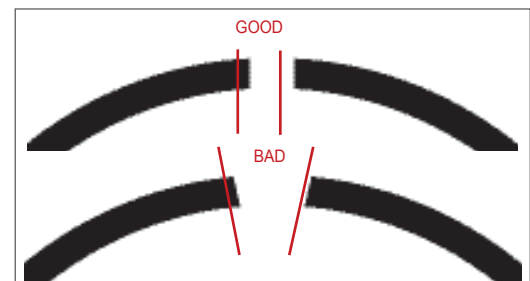
ELECTRIC RING GRINDER



ELECTRIC STYLE DEBURR WHEEL



MANUAL STYLE RING GRINDER



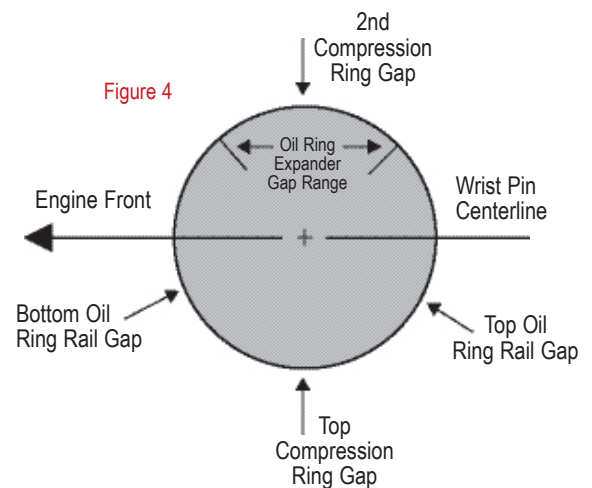
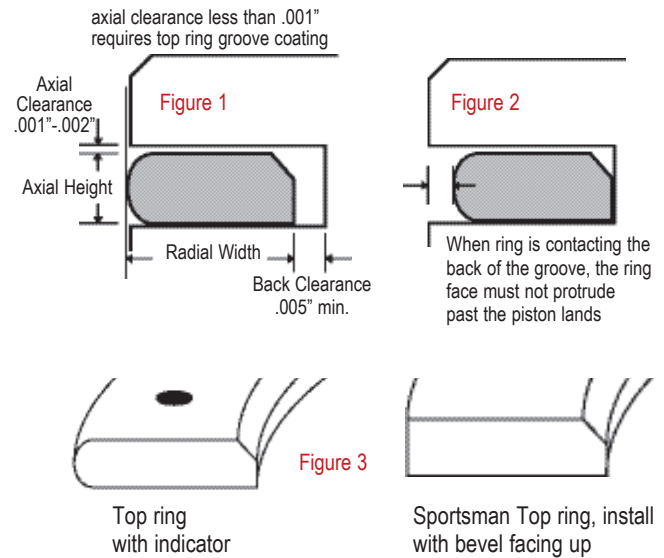
USE EXTREME CAUTION WHEN GRINDING RING END GAPS, TOO COARSE OF A STONE OR CUTTER CAN REMOVE MATERIAL TOO QUICKLY. BE SURE TO KEEP RING END GAPS SQUARE.



## RING INSTALLATION

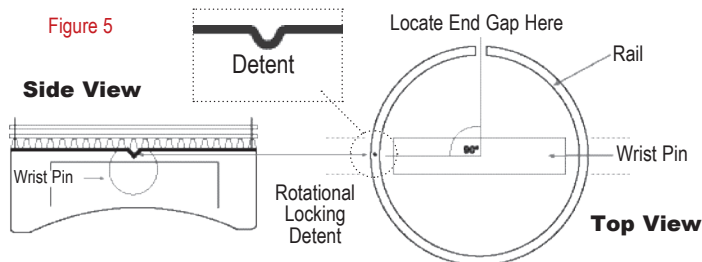
- Check each ring in its corresponding piston groove to ensure proper axial and radial clearance (fig. 1 & 2)
- Always install Pro Seal rings with indicator marks facing up (Sportsman rings without indicator should be installed as shown in fig. 3)
- Always use a ring expander when installing rings (see photos)
- Spiraling rings into ring grooves can damage both the ring and piston ring groove
- Lubricate new rings with light assembly oil or motor oil before installation
- Stagger end gaps on each compression ring, oil rails and expanders (fig. 4)

### RING EXPANDER



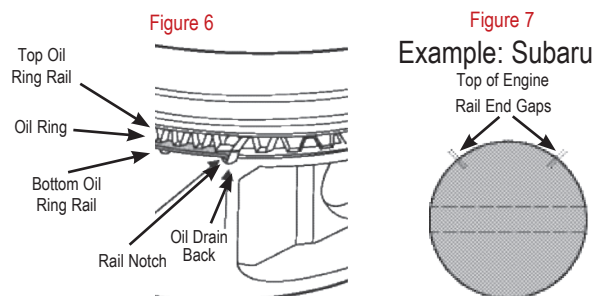
## RAIL SUPPORTS

JE Pro Seal rail supports feature a special locking detent to prevent rotation of the oil rail. This detent should be positioned directly in line with the wrist pin (fig. 5). Keep the rail support gap 90° from the wrist pin bore opening.



## RING SETS CONTAINING OIL RAILS WITH A TAB

When installed in a horizontally opposed engine, rail gaps should be installed as shown below (fig. 7). The rail tab must be installed below the oil ring expander with the tab facing toward the bottom of the ring groove extending into the split oil drain back hole (fig. 6). Use caution to not install the rail tab into the wrist pin oil hole.





## PERFORMANCE MATRIX

Use the performance/application matrix below to assist in selecting the ring type appropriate for your application. The installation/application column lists a variety of racing series and/or types with the corresponding ring type highlighted to the right. Color-coding has been used to indicate the proper application for each ring type listed for that series or usage/engine type. Blue indicates heavy use; red indicates moderate use, and yellow, infrequent use. If there is no color block associated with the ring type then it is usually not recommended for that application.

APPLICATION	RING TYPE										
	ULTRA FINISH	CRITICAL TOLERANCE	CUSTOM BACKCUT	STEEL PLASMA MOLY	HARDENED DUCTILE IRON DYKES CUT	HARDENED DUCTILE IRON	STEEL GAS NITRIDED	STEEL CHROME FACE	PLASMA MOLY BACKCUT	PLASMA MOLY	PLASMA MOLY SPORTSMAN
NASCAR CUP/BUSCH/IRL	Blue						Blue				
ARCA, ASA, WOO SPRINT CARS		Blue	Blue	Blue			Blue				
DIRT LATE MODEL		Blue	Blue	Blue			Blue			Yellow	
LIMITED SPRINT, OVAL DIRT TRACK		Blue	Blue	Blue			Blue			Yellow	
NHRA PRO STOCK	Blue	Blue	Blue	Blue	Blue	Blue	Blue	Blue	Blue	Red	
NHRA COMP ELIMINATOR		Red	Blue	Blue	Blue	Blue	Blue	Blue	Blue	Red	
IMPORT DRAG, NMRA, NMCA		Red	Blue	Blue	Blue	Blue	Blue	Blue	Blue	Red	
12/24 HR ENDURANCE	Blue	Blue	Blue	Blue	Red	Blue	Blue	Blue	Blue	Blue	
NHRA SUPER STOCK		Yellow	Red	Blue	Yellow	Red	Blue	Blue	Blue	Blue	Yellow
HIGH PERFORMANCE MARINE		Yellow	Red	Blue	Yellow	Red	Blue	Blue	Blue	Blue	Yellow
HEAVY DUTY OFF ROAD		Yellow	Red	Blue	Yellow		Blue	Blue	Blue	Blue	Yellow
HIGH PERFORMANCE STREET/STRIP				Yellow			Blue	Blue	Blue	Blue	Red
MID PERFORMANCE STREET/STRIP				Yellow			Blue	Blue	Blue	Blue	Red
SPORTSMAN ENTHUSIAST				Yellow			Blue	Blue	Blue	Blue	Blue
O.E.M./DAILY USE							Blue	Blue	Blue	Blue	Blue
	ULTRACRITICAL FINISH	CRITICAL TOLERANCE	CUSTOM BACKCUT	SERIES 730	SERIES 880H	SERIES 800-870	SERIES JG	SERIES JG, JXC	SERIES 600-690, 700-770, 900-960	SERIES 100-500	SERIES S100S

- Widely used in this category
- Good for some applications
- Infrequently used in this category
- Cost/performance prohibitive for this category

JE PRO SEAL® RINGS

# JE PRO SEAL PISTON RINGS

JE Pro Seal Rings are available in a wide variety of bore sizes and material types. From street/strip applications to the ultimate in high end performance, the JE Pro Seal line is the most complete ring program in the industry. For more technical information please ask for a JE Pro Seal catalog!



## PROFESSIONAL RACE SERIES

For the professional racer JE Pro Seal now offers ring combinations with reduced axial heights and radial widths. The combination of reduced radial and axial heights enable these rings better cylinder wall conformability. These steel rings utilize advanced materials and coatings, which help reduce friction and provide better ring seal. These ring sets include, Ultra Finish Rings (UFR), Critical Finish Rings (CFR), and Critical Tolerance Rings (CTR).

## ULTRA FINISH RINGS

JE Pro Seal Ultra Finish Rings (UFR) are held to the most exacting tolerances in the industry. Specifically designed to compliment our Ultra Groove® custom piston options, these rings are finished to within +/- .000050" axial height to deliver unprecedented ring groove fit and sealing properties. The lapped Ultra Finish process also yields extremely flat, smooth ring sides that result in a surface finish of less than 4µRa (4 microinches).

## CRITICAL FINISH RINGS

JE ProSeal Critical Finish Rings (CFR) present an alternative to Ultra Finish Rings with the same surface finish (< 4µRa) and a lapped axial height held within +/- .00015" at a more economical price.

## CRITICAL TOLERANCE RINGS

JE Pro Seal Critical Tolerance Rings (CTR) are held to +/- .00015 axial height and an industry standard (<40µRa) surface finish. An economical alternative to our Critical Finish rings JE Pro Seal CTR's are available in many of our most popular ring types. Call your JE Pro Seal sales representative for availability.

## PRO STEEL RING SETS - J750, J680

All new from JE Pro Seal, steel ring sets utilizing a high strength alloy steel top ring providing superior bore conformity, complimented by the outstanding seal and wear characteristics of a high velocity plasma moly inlay coating. Top ring weights are under 10 grams achievable as a result of reduced ring radials and short axial heights helping to minimize cylinder wall drag. Optional 2nd ring Napier hook profile design help to improve oil control and efficiency.

## "HNS" HARDENED NITROUS SERIES

### J820

Specially designed for use with turbo and nitrous applications these HNS top rings have 20% more tensile strength than conventional ductile iron top rings. They are available in 1/16" axial heights in both standard and reduced radial widths. D017 Dykes are in stock with custom Dykes or backcut sizes available.

## PREMIUM RACE SERIES

### J100, J200, J300, J400, J500, J600, J614, J615, J616, J640, J670, J690, J714, J880, J912, JG SERIES, JC SERIES

JE Premium Race Series rings feature the highest quality ductile iron top ring with the latest technology plasma-moly inlay. Taper faced reverse torsional second rings or Gapless® seconds are combined with either standard or low tension oil control rings.

## SPORTSMAN SERIES - S100S

JE Pro Seal Sportsman ring packages are manufactured in our most popular bore sizes, designed with the sportsman racer in mind. Featuring a ductile iron plasma-moly inlay top, premium iron taper faced second and standard tension oil rings, these rings are only available in sets with 1/16, 1/16, 3/16 axial heights.

## CUSTOM RING OPTIONS (SEE PAGE 168)

JE Pro Seal's ring manufacturing capabilities can provide custom ring solutions to your specific high performance needs. Our Custom Ring Department is armed with the latest equipment for ring design, manufacture and analysis. JE Pro Seal offers custom back-cutting to any desired radial thickness, custom chamfering to convert any neutral ring into a torsional ring. JE Pro Seal can also manufacture custom Dykes rings, and machine special axial heights on any ring. If you can't find the ring you're looking for in the catalog, give your JE sales representative a call, chances are we can make it.

TOP RING STYLES	
Barrel Face Torsional Plasma Moly Inlay	
Barrel Face Torsional Chrome	
Barrel Face Chrome Nitride or Moly	
Dykes	
Flat Face Moly	

SECOND RINGS	
Taper Face Reverse Torsional	
Napier/Hook	
Taper Face	
Gapless®	

OIL RINGS	
F Type	
S Type	
2-piece	

JE PRO SEAL® RINGS



## RING SET TYPE DECODER

### TOP RING CODES

CODE DESCRIPTION (MATERIAL, COATING, SHAPE)

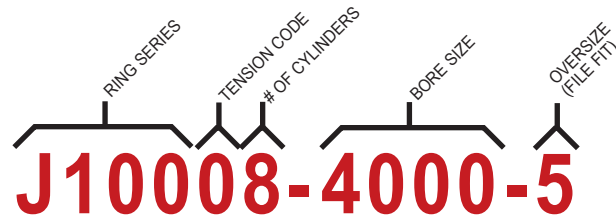
CMB	Carbon Steel, Plasma Moly, Barrel Face, D-wall, Torsional
CMR	Carbon Steel, Plasma Moly, Barrel Face, Back Cut, Torsional
CNN	Carbon Steel, Nitride, Flat Face, Neutral twist
CNR	Carbon Steel, Nitride, Barrel Face, Back Cut, Torsional
CNS	Carbon Steel, Nitride, Barrel Face, Back Cut, Neutral
CUB	Carbon Steel, Chrome, Barrel Face, D-wall, Torsional
CUR	Carbon Steel, Chrome, Barrel Face, Back Cut, Torsional
CUS	Carbon Steel, Chrome, Barrel Face, Back Cut, Neutral
DMB	Ductile Iron, Plasma Moly, Barrel Face, D-wall, Torsional
DMD	Ductile Iron, Plasma Moly, Dykes
DMK	Ductile Iron, Plasma Moly, Flat Face, Torsional
DMR	Ductile Iron, Plasma Moly, Barrel Face, Back Cut, Torsional
DNS	Ductile Iron, Nitride, Barrel Face, Back Cut, Neutral
DUH	Ductile Iron, Chrome, Barrel Face D-wall, Neutral
HPB	Hard Ductile Iron, Phosphate, Barrel Face, D-wall, Torsional
HPD	Hard Ductile Iron, Phosphate, Dykes
HPR	Hard Ductile Iron, Phosphate, Barrel Face, Back Cut, Torsional
IEB	Iron, Moly Fill, Barrel Face, D-wall, Torsional
IES	Iron, Moly Fill, Barrel Face, Back Cut, Neutral
IMB	Iron, Plasma Moly, Barrel Face, D-wall, Torsional
IMH	Iron, Plasma Moly, Barrel Face D-wall, Neutral
IPA	Iron, Phosphate, Taper Face, Back Cut, Neutral
IPL	Iron, Phosphate, Taper Face, Positive Twist
SAS	Stainless Steel, IP (CrN-soft), Barrel Face, Back Cut, Neutral
SDR	Stainless Steel, Composite Nitride, Barrel Face, Back Cut, Torsional
SGR	Stainless Steel, Titan Nitride, Barrel Face, Back Cut, Neutral
SNS	Stainless Steel, Nitride, Barrel Face, Back Cut, Neutral

### SECOND RING CODES

CODE DESCRIPTION (MATERIAL, COATING, SHAPE)

CUA	Carbon Steel, Chrome, Taper Face, Back Cut, Neutral
DPA	Ductile Iron, Phosphate, Taper Face, Back Cut, Neutral
DPC	Ductile Iron, Phosphate, Taper Face, Back Cut, Reverse Torsional
DPE	Ductile Iron, Phosphate, Napier, Back Cut, Neutral
IFA	Iron, Ferroxide, Taper Face, Back Cut, Neutral
IFM	Iron, Ferroxide, Taper Face, Neutral
IFQ	Iron, Ferroxide, Tapered Under Cut, Neutral
IFU	Iron, Ferroxide, Tapered Undercut-NonContinuous Neutral
IMT	Iron, Ferroxide, Taper Face, D-wall, Reverse Torsional
INM	Iron, Nitride, Taper Face, Neutral
IPA	Iron, Phosphate, Taper Face, Back Cut, Neutral
IPC	Iron, Phosphate, Taper Face, Back Cut, Reverse Torsional
IPE	Iron, Phosphate, Napier, Back Cut, Neutral
IPG	Iron, Phosphate, Gapless
IPK	Iron, Phosphate, Flat Face, Torsional
IPL	Iron, Phosphate, Taper Face, Positive Twist
IPQ	Iron, Phosphate, Tapered Under Cut, Neutral
IPT	Iron, Phosphate, Taper Face, D-wall, Reverse Torsional
IPU	Iron, Phosphate, Tapered Undercut-NonContinuous Neutral
IPX	Iron, Phosphate,
IUA	Iron, Chrome, Taper Face, Back Cut, Neutral
IUL	Iron, Chrome, Taper Face, Positive Twist
IUM	Iron, Chrome, Taper Face, Neutral
IUQ	Iron, Chrome, Tapered Under Cut, Neutral
IUS	Iron, Chrome, Barrel Face, Back Cut, Neutral
IUU	Iron, Chrome, Tapered Undercut-NonContinuous Neutral
SNA	Stainless Steel, Nitride, Taper Face, Back Cut, Neutral

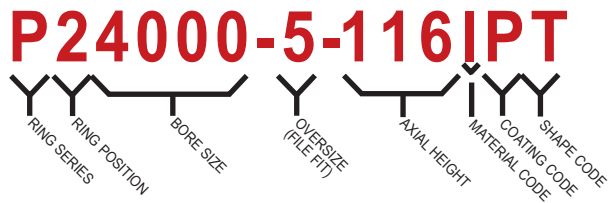
### RING SERIES PART NUMBER BREAKDOWN



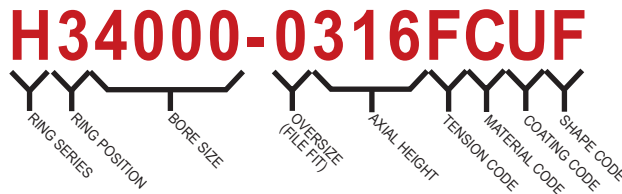
### TOP RING PART NUMBER BREAKDOWN



### SECOND RING PART NUMBER BREAKDOWN



### OIL RING PART NUMBER BREAKDOWN



#### OIL RING TENSION CODE LEGEND

Code	Oil Tension in Pounds	Code	Oil Tension in Pounds
A	1-2	J	17-18
B	3-4	K	19-20
C	5-6	L	21-22
D	7-8	M	23-24
E	9-10	N	25-26
F	11-12	P	27-28
G	13-14	Q	29-30
H	15-16		

#### SHAPE CODES (OIL RINGS)

F	Flexvent
P	2 Piece
S	SS50U Style
U	U-flex

### OIL RING TYPES

CODE DESCRIPTION (MATERIAL, COATING, SHAPE)

CNF	Carbon Steel, Nitride, Flex Vent
CNS	Carbon Steel, Nitride, SS50U Style
CUF	Carbon Steel, Chrome, Full Seal, Flex Vent
CUS	Carbon Steel, Chrome, SS50U Style
IPD	Iron, Phosphate, 2pc W/Inner Spring Dbl Bevel
SCF	Stainless Steel, IP (CrN-Hard), Flex Vent
SNF	Stainless Steel, Nitride, Flex Vent



# JE PRO SEAL DIAMETRIC RING CHART

Series	Bore	Bore in mm	TOP RING			SECOND RING			OIL RING			# in Set	Ring Set Part #
			Axial Height	Radial Width	Type	Axial Height	Radial Width	Type	Axial Height	Radial Width	Type		
JC36	2.283	57.99	1.0mm	0.093	CUS	1.2mm	0.106	IPA	2.5mm	0.103	CUS	1	JC3601-2283
XA	2.362	59.99	.8mm	0.101	CUS	.8mm	0.101	DPA	1.5mm	0.095	CUF	1	XA6000
XA	2.441	62.00	.8mm	0.101	CUS	.8mm	0.101	DPA	1.5mm	0.095	CUF	1	XA6200
XA	2.520	64.01	.8mm	0.101	CUS	.8mm	0.101	DPA	1.5mm	0.095	CUF	1	XA6400
XA	2.559	65.00	.8mm	0.101	CUS	.8mm	0.101	DPA	1.5mm	0.095	CUF	1	XA6500
XC	2.559	65.00	1.0mm	0.107	CUS	1.2mm	0.115	IPA	2.8mm	0.119	CUS	1	XC6500
XC	2.579	65.51	1.0mm	0.107	CUS	1.2mm	0.115	IPA	2.8mm	0.117	CUS	1	XC6550
JC38	2.598	65.99	.8mm	0.109	CUR	2 Ring			1.5mm	0.095	CUF	1	JC3801-2598
XA	2.598	65.99	.8mm	0.109	CUS	.8mm	0.109	DPA	1.5mm	0.095	CUF	1	XA6600
XC	2.598	65.99	1.0mm	0.107	CUS	1.2mm	0.115	IPA	2.8mm	0.117	CUS	1	XC6600
XA	2.618	66.50	.8mm	0.109	CUS	.8mm	0.109	DPA	1.5mm	0.095	CUF	1	XA6650
XA	2.637	66.98	.8mm	0.109	CUS	.8mm	0.109	DPA	1.5mm	0.095	CUF	1	XA6700
XC	2.638	67.01	1.0mm	0.107	CUS	1.2mm	0.115	IPA	2.8mm	0.117	CUS	1	XC6700
XA	2.657	67.49	.8mm	0.109	CUS	.8mm	0.109	DPA	1.5mm	0.095	CUF	1	XA6750
JC38	2.677	68.00	.8mm	0.109	CUR	2 Ring			1.5mm	0.095	CUF	1	JC3801-2677
XA	2.677	68.00	.8mm	0.109	CUS	.8mm	0.109	DPA	1.5mm	0.095	CUF	1	XA6800
XC	2.677	68.00	1.0mm	0.107	CUS	1.2mm	0.115	IPA	2.8mm	0.117	CUS	1	XC6800
JC38	2.688	68.28	.8mm	0.109	CUR	2 Ring			1.5mm	0.095	CUF	1	JC3801-2688
XA	2.716	68.99	.8mm	0.109	CUS	.8mm	0.109	DPA	1.5mm	0.095	CUF	1	XA6900
JC38	2.756	70.00	.8mm	0.109	CUR	2 Ring			1.5mm	0.095	CUF	1	JC3801-2756
XA	2.756	70.00	.8mm	0.109	CUS	.8mm	0.117	DPA	1.5mm	0.095	CUF	1	XA7000
XC	2.756	70.00	1.0mm	0.107	CUS	1.2mm	0.123	IPA	2.8mm	0.117	CUS	1	XC7000
XC	2.795	70.99	1.0mm	0.107	CUS	1.2mm	0.123	IPA	2.8mm	0.117	CUS	1	XC7100
XA	2.834	71.98	.8mm	0.109	CUS	.8mm	0.117	DPA	1.5mm	0.095	CUF	1	XA7200
XC	2.834	71.98	1.0mm	0.107	CUS	1.2mm	0.130	IPA	2.8mm	0.117	CUS	1	XC7200
JC47	2.855	72.52	1.0mm	0.115	CUS	1.2mm	0.115	IPC	2.8mm	0.125	CUF	4	JC4704-2855
JG10	2.874	73.00	1.0mm	0.110	CNS	1.2mm	0.122	DPE	2.8mm	0.116	CNF	4	JG1004-2874
XA	2.874	73.00	.8mm	0.109	CUS	.8mm	0.117	DPA	1.5mm	0.095	CUF	1	XA7300
XC	2.874	73.00	1.0mm	0.107	CUS	1.2mm	0.130	IPA	2.8mm	0.117	CUS	1	XC7300
JG10	2.894	73.51	1.0mm	0.110	CNS	1.2mm	0.130	DPE	2.8mm	0.128	CNF	4	JG1004-2894
XA	2.894	73.51	.8mm	0.109	CUS	.8mm	0.117	DPA	1.5mm	0.095	CUF	1	XA7350
XA	2.913	73.99	.8mm	0.109	CUS	.8mm	0.117	DPA	1.5mm	0.095	CUF	1	XA7400
XC	2.914	74.02	1.0mm	0.107	CUS	1.2mm	0.130	IPA	2.8mm	0.117	CUS	1	XC7400
XA	2.933	74.50	.8mm	0.109	CUS	.8mm	0.117	DPA	1.5mm	0.095	CUF	1	XA7450
JG10	2.953	75.01	1.0mm	0.110	CNS	1.2mm	0.130	DPE	2.8mm	0.128	CNF	4	JG1004-2953
XC	2.953	75.01	1.0mm	0.107	CUS	1.2mm	0.130	IPA	2.8mm	0.117	CUS	1	XC7500
XC	2.953	75.01	1.0mm	0.109	CUS	1.0mm	0.123	DPA	2.0mm	0.132	CUS	1	XG7500
JXC	2.963	75.26	1.0mm	0.114	CUS	1.2mm	0.118	IPT	2.8mm	0.125	CUF	4	JXC0F4-2963-0
JC23	2.972	75.49	1.2mm	0.119	CUS	1.5mm	0.135	IFM	3.0mm	0.115	CUS	4	JC2304-2972
JG10	2.972	75.49	1.0mm	0.110	CNS	1.2mm	0.130	DPE	2.8mm	0.128	CNF	4	JG1004-2972
JXC	2.972	75.49	1.0mm	0.118	CUS	1.2mm	0.130	IPT	2.8mm	0.130	CUF	4	JXC0F4-2972-2
XC	2.972	75.49	1.0mm	0.107	CUS	1.2mm	0.130	IPA	2.8mm	0.119	CUS	1	XC7550
JC34	2.992	76.00	1.2mm	0.116	CUS	2 Ring			2.0mm	0.132	CUF	1	JC3401-2992
JG10	2.992	76.00	1.0mm	0.110	CNS	1.2mm	0.130	DPE	2.8mm	0.128	CNF	4	JG1004-2992
XC	2.992	76.00	1.0mm	0.117	CUS	1.2mm	0.138	IPA	2.8mm	0.130	CUS	1	XC7600
XG	2.992	76.00	1.0mm	0.116	CUS	1.0mm	0.124	DPA	2.0mm	0.132	CUS	1	XG7600
XC	3.012	76.50	1.0mm	0.117	CUS	1.2mm	0.138	IPA	2.8mm	0.130	CUS	1	XC7650
XG	3.012	76.50	1.0mm	0.124	CUS	1.0mm	0.124	DPA	2.0mm	0.132	CUS	1	XG7650
JC33	3.031	76.99	.9mm	0.108	CUR	2 Ring			1.5mm	0.094	CUF	1	JC3301-3031
JC35	3.031	76.99	.8mm	0.113	CUR	2 Ring			1.5mm	0.106	CUF	1	JC3501-3031
XC	3.031	76.99	1.0mm	0.117	CUS	1.2mm	0.138	IPA	2.8mm	0.130	CUS	1	XC7700
XG	3.031	76.99	1.0mm	0.124	CUS	1.0mm	0.124	DPA	2.0mm	0.132	CUS	1	XG7700
XU	3.031	76.99	.9mm	0.108	CUR	.8mm	0.110	CUA	1.5mm	0.094	CUF	1	XU7700
JC16	3.051	77.50	1.2mm	0.135	CUS	1.5mm	0.131	IUQ	4.0mm	0.131	CUS	4	JC1604-3051
JG00	3.051	77.50	1.2mm	0.119	CNS	1.2mm	0.143	IUL	2.8mm	0.127	CNS	4	JG0004-3051
JC34	3.071	78.00	1.2mm	0.124	CUS	2 Ring			2.0mm	0.132	CUF	1	JC3401-3071
JC42	3.071	78.00	1.2mm	0.123	CUS	1.2mm	0.126	IPC	2.8mm	0.130	CUF	4	JC42F4-3071
JG10	3.071	78.00	1.0mm	0.110	CNS	1.2mm	0.130	DPE	2.8mm	0.128	CNF	4	JG1004-3071
JG70	3.071	78.00	.9mm	0.115	SNS	2 Ring			1.5mm	0.106	SNF	1	JG7001-3071
XC	3.071	78.00	1.0mm	0.122	CUS	1.2mm	0.138	IPA	2.8mm	0.128	CUS	1	XC7800

JE PRO SEAL® RINGS





# JE PRO SEAL DIAMETRIC RING CHART

Series	Bore	Bore in mm	TOP RING			SECOND RING			OIL RING			# in Set	Ring Set Part #
			Axial Height	Radial Width	Type	Axial Height	Radial Width	Type	Axial Height	Radial Width	Type		
XG	3.071	78.00	1.0mm	0.124	CUS	1.0mm	0.124	DPA	2.0mm	0.132	CUS	1	XG7800
JC30	3.091	78.51	1.2mm	0.123	CUS	1.5mm	0.135	IUA	2.8mm	0.115	CUS	4	JC3004-3091
JC30	3.091	78.51	1.2mm	0.123	CUS	1.5mm	0.135	IUA	2.8mm	0.115	CUS	6	JC3006-3091
JG10	3.091	78.51	1.0mm	0.118	CNS	1.2mm	0.130	DPE	2.8mm	0.128	CNF	4	JG1004-3091
JC10	3.110	78.99	1.2mm	0.109	CUS	1.2mm	0.131	IPQ	3.0mm	0.105	CUS	4	JC1004-3110
JC34	3.110	78.99	1.2mm	0.124	CUS	2 Ring			2.0mm	0.132	CUF	1	JC3401-3110
JG10	3.110	78.99	1.0mm	0.118	CNS	1.2mm	0.138	DPE	2.8mm	0.128	CNF	4	JG1004-3110
XC	3.110	78.99	1.0mm	0.123	CUS	1.2mm	0.138	IPA	2.8mm	0.128	CUS	1	XC7900
XG	3.110	78.99	1.0mm	0.124	CUS	1.0mm	0.124	DPA	2.0mm	0.132	CUS	1	XG7900
XG	3.130	79.50	1.0mm	0.124	CUS	1.0mm	0.124	DPA	2.0mm	0.132	CUS	1	XG7950
JC34	3.150	80.01	1.2mm	0.124	CUS	2 Ring			2.0mm	0.132	CUF	1	JC3401-3150
JG10	3.150	80.01	1.0mm	0.126	CNS	1.2mm	0.138	DPE	2.8mm	0.128	CNF	4	JG1004-3150
JG10	3.150	80.01	1.0mm	0.126	CNS	1.2mm	0.138	DPE	2.8mm	0.128	CNF	6	JG1006-3150
JG70	3.150	80.01	.9mm	0.115	SNS	2 Ring			1.5mm	0.106	SNF	1	JG7001-3150
XC	3.150	80.01	1.0mm	0.130	CUS	1.2mm	0.138	IPA	2.8mm	0.130	CUS	1	XC8000
XG	3.150	80.01	1.0mm	0.124	CUS	1.0mm	0.124	DPA	2.0mm	0.132	CUS	1	XG8000
XC	3.169	80.49	1.0mm	0.130	CUS	1.2mm	0.138	IPA	2.8mm	0.130	CUS	1	XC8050
J180	3.188	80.98	1/16"	0.141	IMB	1/16"	0.151	IPT	4.0mm	0.150	CUF	2	J180F2-3188
JG10	3.189	81.00	1.0mm	0.126	CNS	1.2mm	0.138	DPE	2.8mm	0.128	CNF	4	JG1004-3189
JG10	3.189	81.00	1.0mm	0.126	CNS	1.2mm	0.138	DPE	2.8mm	0.128	CNF	5	JG1005-3189
JG10	3.189	81.00	1.0mm	0.126	CNS	1.2mm	0.138	DPE	2.8mm	0.128	CNF	6	JG1006-3189
JG90	3.189	81.00	1.2mm	0.119	CNS	1.5mm	0.139	IFM	3.0mm	0.117	CNS	4	JG9004-3189
XC	3.189	81.00	1.0mm	0.130	CUS	1.2mm	0.138	IPA	2.8mm	0.130	CUS	1	XC8100
XG	3.189	81.00	1.0mm	0.124	CUS	1.0mm	0.132	DPA	2.0mm	0.132	CUS	1	XG8100
J180	3.198	81.23	1/16"	0.135	IMB	1/16"	0.135	IPT	4.0mm	0.150	CUF	2	J180F2-3198
JG90	3.199	81.25	1.2mm	0.119	CNS	1.5mm	0.139	IFM	3.0mm	0.117	CNS	4	JG9004-3199
JXC0	3.199	81.25	1.0mm	0.127	CUS	1.2mm	0.135	IPT	2.8mm	0.130	CUF	4	JXC0F4-3199-0
XC	3.199	81.25	1.0mm	0.127	CUS	1.2mm	0.135	IPA	2.8mm	0.111	CUS	1	XC8125
JG48	3.203	81.36	.8mm	0.110	SNR	2 Ring			1.5mm	0.104	SAF	1	JG4801-3023
J180	3.208	81.48	1/16"	0.147	IMB	1/16"	0.147	IPT	4.0mm	0.150	CUF	2	J180F2-3208
JC26	3.209	81.51	1.0mm	0.127	CUR	1.2mm	0.135	IPU	2.8mm	0.111	CUS	4	JC2604-3209
JG10	3.209	81.51	1.0mm	0.126	CNS	1.2mm	0.138	DPE	2.8mm	0.128	CNF	4	JG1004-3209
JG10	3.209	81.51	1.0mm	0.126	CNS	1.2mm	0.138	DPE	2.8mm	0.128	CNF	5	JG1005-3209
JG10	3.209	81.51	1.0mm	0.126	CNS	1.2mm	0.138	DPE	2.8mm	0.128	CNF	6	JG1006-3209
JG90	3.209	81.51	1.2mm	0.119	CNS	1.5mm	0.139	IFM	3.0mm	0.117	CNS	4	JG9004-3209
JXC0	3.209	81.51	1.0mm	0.126	CUS	1.2mm	0.138	IPT	2.8mm	0.130	CUF	4	JXC0F4-3209-2
XC	3.209	81.51	1.0mm	0.130	CUS	1.2mm	0.138	IPA	2.8mm	0.130	CUS	1	XC8150
J180	3.218	81.74	1/16"	0.147	IMB	1/16"	0.147	IPT	4.0mm	0.150	CUF	2	J180F2-3218
J180	3.228	81.99	1/16"	0.152	IMB	1/16"	0.152	IPT	4.0mm	0.155	CUF	2	J180F2-3228
JG10	3.228	81.99	1.0mm	0.126	CNS	1.2mm	0.138	DPE	2.8mm	0.128	CNF	4	JG1004-3228
JG10	3.228	81.99	1.0mm	0.126	CNS	1.2mm	0.138	DPE	2.8mm	0.128	CNF	5	JG1005-3228
JG10	3.228	81.99	1.0mm	0.126	CNS	1.2mm	0.138	DPE	2.8mm	0.128	CNF	6	JG1006-3228
JXC0	3.228	81.99	1.0mm	0.130	CUS	1.2mm	0.142	IPT	2.8mm	0.130	CUF	4	JXC0F4-3228-0
JXC0	3.228	81.99	1.0mm	0.130	CUS	1.2mm	0.142	IPT	2.8mm	0.130	CUF	6	JXC0F6-3228-0
XC	3.228	81.99	1.0mm	0.130	CUS	1.2mm	0.142	IPA	2.8mm	0.130	CUS	1	XC8200
XG	3.228	81.99	1.0mm	0.124	CUS	1.0mm	0.132	DPA	2.0mm	0.132	CUS	1	XG8200
JG26	3.240	82.30	1.2mm	0.127	CNS	1.5mm	0.155	IUM	3.0mm	0.117	CNS	4	JG2604-3240
JXC0	3.248	82.50	1.0mm	0.130	CUS	1.2mm	0.142	IPT	2.8mm	0.130	CUF	4	JXC0F4-3248-2
JG10	3.250	82.55	1.0mm	0.126	CNS	1.2mm	0.138	DPE	2.8mm	0.128	CNF	4	JG1004-3250
JG10	3.250	82.55	1.0mm	0.126	CNS	1.2mm	0.138	DPE	2.8mm	0.128	CNF	5	JG1005-3250
XC	3.250	82.55	1.0mm	0.130	CUS	1.2mm	0.142	IPA	2.8mm	0.130	CUS	1	XC8255
JG10	3.268	83.01	1.0mm	0.126	CNS	1.2mm	0.138	DPE	2.8mm	0.128	CNF	4	JG1004-3268
JG10	3.268	83.01	1.0mm	0.126	CNS	1.2mm	0.138	DPE	2.8mm	0.128	CNF	5	JG1005-3268
JG10	3.268	83.01	1.0mm	0.126	CNS	1.2mm	0.138	DPE	2.8mm	0.128	CNF	6	JG1006-3268
JG29	3.268	83.01	1.2mm	0.126	CNR	1.5mm	0.146	IPQ	3.0mm	0.130	CNS	4	JG2904-3268
XC	3.268	83.01	1.0mm	0.130	CUS	1.2mm	0.142	IPA	2.8mm	0.128	CUS	1	XC8300
XG	3.268	83.01	1.0mm	0.124	CUS	1.0mm	0.132	DPA	2.0mm	0.132	CUS	1	XG8300
JC60	3.287	83.49	1.5mm	0.135	CUR	1.5mm	0.147	IFM	3.0mm	0.115	CNS	4	JC6004-3287
JG10	3.287	83.49	1.0mm	0.126	CNS	1.2mm	0.142	DPE	2.8mm	0.128	CNF	4	JG1004-3287
JG10	3.287	83.49	1.0mm	0.126	CNS	1.2mm	0.142	DPE	2.8mm	0.128	CNF	5	JG1005-3287

JE PRO SEAL® RINGS

# JE PRO SEAL DIAMETRIC RING CHART

Series	Bore	Bore in mm	TOP RING			SECOND RING			OIL RING			# in Set	Ring Set Part #
			Axial Height	Radial Width	Type	Axial Height	Radial Width	Type	Axial Height	Radial Width	Type		
JG10	3.287	83.49	1.0mm	0.126	CNS	1.2mm	0.142	DPE	2.8mm	0.128	CNF	6	JG1006-3287
XC	3.287	83.49	1.0mm	0.130	CUS	1.2mm	0.142	IPA	2.8mm	0.128	CUS	1	XC8350
J640	3.307	84.00	1.5mm	0.141	DMB	1.5mm	0.157	IPT	4.0mm	0.135	CUF	4	J640F4-3307
JG10	3.307	84.00	1.0mm	0.126	CNS	1.2mm	0.142	DPE	2.8mm	0.128	CNF	4	JG1004-3307
JG10	3.307	84.00	1.0mm	0.126	CNS	1.2mm	0.142	DPE	2.8mm	0.128	CNF	4	JG1004-3307-AL
JG10	3.307	84.00	1.0mm	0.126	CNS	1.2mm	0.142	DPE	2.8mm	0.128	CNF	5	JG1005-3307
JG10	3.307	84.00	1.0mm	0.126	CNS	1.2mm	0.142	DPE	2.8mm	0.128	CNF	6	JG1006-3307
JG10	3.307	84.00	1.0mm	0.126	CNS	1.2mm	0.142	DPE	2.8mm	0.128	CNF	6	JG1006-3307-AL
JXCO	3.307	84.00	1.0mm	0.126	CUS	1.2mm	0.142	IPT	2.8mm	0.130	CUF	4	JXCOF4-3307-2
JXCO	3.307	84.00	1.0mm	0.126	CUS	1.2mm	0.142	IPT	2.8mm	0.130	CUF	6	JXCOF6-3307-2
XC	3.307	84.00	1.0mm	0.130	CUS	1.2mm	0.142	IPA	2.8mm	0.128	CUS	1	XC8400
J640	3.317	84.25	1.5mm	0.141	DMB	1.5mm	0.157	IPT	4.0mm	0.140	CUF	4	J640F4-3317
J640	3.327	84.51	1.5mm	0.141	DMB	1.5mm	0.150	IPT	4.0mm	0.135	CUF	4	J640F4-3327
JG10	3.327	84.51	1.0mm	0.126	CNS	1.2mm	0.142	DPE	2.8mm	0.128	CNF	4	JG1004-3327
JG10	3.327	84.51	1.0mm	0.126	CNS	1.2mm	0.142	DPE	2.8mm	0.128	CNF	6	JG1006-3327
JG10	3.327	84.51	1.0mm	0.126	CNS	1.2mm	0.142	DPE	2.8mm	0.128	CNF	6	JG1006-3327-AL
XC	3.327	84.51	1.0mm	0.130	CUS	1.2mm	0.142	IPA	2.8mm	0.128	CUS	1	XC8450
JG10	3.346	84.99	1.0mm	0.126	CNS	1.2mm	0.142	DPE	2.8mm	0.128	CNF	4	JG1004-3346
JG10	3.346	84.99	1.0mm	0.126	CNS	1.2mm	0.142	DPE	2.8mm	0.128	CNF	6	JG1006-3346
JXCO	3.346	84.99	1.0mm	0.126	CUS	1.2mm	0.142	IPT	2.8mm	0.130	CUF	4	JXCOF4-3346-2
XC	3.346	84.99	1.0mm	0.130	CUS	1.2mm	0.142	IPA	2.8mm	0.130	CUS	1	XC8500
J640	3.347	85.01	1.5mm	0.141	DMB	1.5mm	0.150	IPT	4.0mm	0.135	CUF	4	J640F4-3347
JG27	3.347	85.01	1.2mm	0.127	CNS	1.5mm	0.155	IUU	3.0mm	0.117	CNS	4	JG2704-3347
XK	3.347	85.01	1.0mm	0.130	CNS	1.2mm	0.142	IPC	2.0mm	0.118	CUF	1	XR8500
J670	3.366	85.50	1.5mm	0.153	DMH	1.5mm	0.152	IPT	4.0mm	0.135	CUF	4	J670F4-3366
JC19	3.366	85.50	1.2mm	0.130	CUS	1.5mm	0.152	IPT	3.0mm	0.105	CUF	4	JC1904-3366
JC80	3.366	85.50	1.2mm	0.131	CUS	1.2mm	0.150	IPT	2.8mm	0.135	CUF	1	JC80F1-3366
JG10	3.366	85.50	1.0mm	0.126	CNS	1.2mm	0.142	DPE	2.8mm	0.128	CNF	4	JG1004-3366
JG10	3.366	85.50	1.0mm	0.126	CNS	1.2mm	0.142	DPE	2.8mm	0.128	CNF	6	JG1006-3366
JG27	3.366	85.50	1.2mm	0.127	CNS	1.5mm	0.155	IUU	3.0mm	0.117	CNS	4	JG2704-3366
JC19	3.376	85.75	1.2mm	0.130	CUS	1.5mm	0.152	IPT	3.0mm	0.105	CUF	4	JC1904-3376
JG27	3.376	85.75	1.2mm	0.127	CNS	1.5mm	0.155	IUU	3.0mm	0.117	CNS	4	JG2704-3376
J614	3.386	86.00	1.5mm	0.152	DMB	1.5mm	0.159	IPQ	4.0mm	0.145	CUF	4	J614F4-3386
JC00	3.386	86.00	1.2mm	0.119	CUS	1.2mm	0.139	IPA	2.8mm	0.117	CUS	4	JC0004-3386
JC19	3.386	86.00	1.2mm	0.133	CUS	1.5mm	0.154	IPT	3.0mm	0.105	CUF	4	JC1904-3386
JC19	3.386	86.00	1.2mm	0.133	CUS	1.5mm	0.154	IPT	3.0mm	0.105	CUF	6	JC1906-3386
JC27	3.386	86.00	1.2mm	0.119	CUS	1.2mm	0.139	IFQ	3.0mm	0.117	CUS	4	JC2704-3386
JC29	3.386	86.00	1.5mm	0.127	CUR	1.5mm	0.149	IUM	3.0mm	0.123	CUS	4	JC2904-3386
JG10	3.386	86.00	1.0mm	0.126	CNS	1.2mm	0.142	DPE	2.8mm	0.128	CNF	4	JG1004-3386
JG10	3.386	86.00	1.0mm	0.126	CNS	1.2mm	0.142	DPE	2.8mm	0.128	CNF	6	JG1006-3386
JG12	3.386	86.00	1.2mm	0.120	PVD	1.2mm	0.118	CPE	2.0mm	0.126	CNF	4	JG1204-3386
JG12	3.386	86.00	1.2mm	0.120	PVD	1.2mm	0.118	CPE	2.0mm	0.126	CNF	6	JG1204-3386
JG28	3.386	86.00	1.2mm	0.127	CNR	1.5mm	0.155	IUU	3.0mm	0.105	CNS	4	JG2804-3386
JG28	3.386	86.00	1.2mm	0.127	CNR	1.5mm	0.155	IUU	3.0mm	0.105	CNS	6	JG2806-3386
XC	3.386	86.00	1.0mm	0.130	CUS	1.2mm	0.142	IPA	2.8mm	0.130	CUS	1	XC8600
XK	3.386	86.00	1.0mm	0.130	CNS	1.2mm	0.142	IPC	2.0mm	0.118	CUF	1	XR8600
JG10	3.396	86.26	1.0mm	0.134	CNS	1.2mm	0.146	DPE	2.8mm	0.128	CNF	4	JG1004-3396
JC11	3.405	86.49	1.5mm	0.153	DUH	1.5mm	0.161	IPX	4.0mm	0.145	CUF	4	JC11F4-3405
JC11	3.405	86.49	1.5mm	0.153	DUH	1.5mm	0.161	IPX	4.0mm	0.145	CUF	6	JC11F6-3405
JG10	3.405	86.49	1.0mm	0.134	CNS	1.2mm	0.146	DPE	2.8mm	0.128	CNF	4	JG1004-3405
JG10	3.405	86.49	1.0mm	0.134	CNS	1.2mm	0.146	DPE	2.8mm	0.128	CNF	6	JG1006-3405
JG12	3.405	86.49	1.2mm	0.120	PVD	1.2mm	0.118	CPE	2.0mm	0.126	CNF	4	JG1204-3405
JG12	3.405	86.49	1.2mm	0.120	PVD	1.2mm	0.118	CPE	2.0mm	0.126	CNF	6	JG1204-3405
J614	3.406	86.51	1.5mm	0.153	DMB	1.5mm	0.161	IPQ	4.0mm	0.145	CUF	4	J614F4-3406
JC21	3.406	86.51	1.2mm	0.127	CUR	1.5mm	0.155	IPQ	3.0mm	0.105	CUS	4	JC2104-3406
JC21	3.406	86.51	1.2mm	0.127	CUR	1.5mm	0.155	IPQ	3.0mm	0.105	CUS	6	JC2106-3406
J615	3.425	87.00	1.5mm	0.142	DMB	1.5mm	0.142	IPK	4.0mm	0.135	CUF	4	J615F4-3425
JC00	3.425	87.00	1.2mm	0.131	CUS	1.2mm	0.144	IPT	2.8mm	0.105	CUF	4	JC0004-3425
JC21	3.425	87.00	1.2mm	0.127	CUR	1.5mm	0.155	IPQ	3.0mm	0.105	CUS	4	JC2104-3425
JC21	3.425	87.00	1.2mm	0.127	CUR	1.5mm	0.155	IPQ	3.0mm	0.105	CUS	6	JC2106-3425



## JE PRO SEAL DIAMETRIC RING CHART

Series	Bore	Bore in mm	TOP RING			SECOND RING			OIL RING			# in Set	Ring Set Part #
			Axial Height	Radial Width	Type	Axial Height	Radial Width	Type	Axial Height	Radial Width	Type		
JG10	3.425	87.00	1.0mm	0.134	CNS	1.2mm	0.146	DPE	2.8mm	0.128	CNF	4	JG1004-3425
JG10	3.425	87.00	1.0mm	0.134	CNS	1.2mm	0.146	DPE	2.8mm	0.128	CNF	6	JG1006-3425
XC	3.425	87.00	1.0mm	0.130	CUS	1.2mm	0.150	IPA	2.8mm	0.130	CUS	1	XC8700
JC48	3.425	87.00	1.5mm	0.143	CUS	1.5mm	0.155	IFU	4.0mm	0.135	CUS	4	JC4804-3425
JG12	3.425	87.00	1.2mm	0.120	PVD	1.2mm	0.118	CPE	2.0mm	0.126	CNF	4	JG1204-3425
JG12	3.425	87.00	1.2mm	0.120	PVD	1.2mm	0.118	CPE	2.0mm	0.126	CNF	6	JG1204-3425
JC80	3.445	87.50	1.2mm	0.139	CUS	1.2mm	0.144	IPT	2.8mm	0.105	CUF	4	JC8004-3445
JG10	3.445	87.50	1.0mm	0.134	CNS	1.2mm	0.146	DPE	2.8mm	0.128	CNF	4	JG1004-3445
JG10	3.445	87.50	1.0mm	0.134	CNS	1.2mm	0.146	DPE	2.8mm	0.128	CNF	6	JG1006-3445
JG22	3.445	87.50	1.5mm	0.135	CNS	1.5mm	0.151	IFU	4.0mm	0.117	CUS	4	JG2204-3445
XC	3.445	87.50	1.0mm	0.130	CUS	1.2mm	0.150	IPA	2.8mm	0.130	CUS	1	XC8750
J670	3.445	87.50	1.5mm	0.130	CMS	1.5mm	0.142	IPK	4.0mm	0.135	CUF	4	J670F4-3445
JG12	3.445	87.50	1.2mm	0.120	PVD	1.2mm	0.118	CPE	2.0mm	0.126	CNF	4	JG1204-3445
JG12	3.445	87.50	1.2mm	0.120	PVD	1.2mm	0.118	CPE	2.0mm	0.126	CNF	6	JG1204-3445
JC12	3.465	88.01	1.2mm	0.139	CUS	1.2mm	0.144	IPT	3.0mm	0.155	CUF	4	JC1204-3465
JG10	3.465	88.01	1.0mm	0.134	CNS	1.2mm	0.146	DPE	2.8mm	0.128	CNF	4	JG1004-3465
JG10	3.465	88.01	1.0mm	0.134	CNS	1.2mm	0.146	DPE	2.8mm	0.128	CNF	6	JG1006-3465
JM10	3.465	88.01	1.2mm	0.143	CMB	1.2mm	0.144	IPT	3.0mm	0.155	CUF	4	JM1004-3465
XC	3.465	88.01	1.0mm	0.130	CUS	1.2mm	0.150	IPA	2.8mm	0.130	CUS	1	XC8800
JG10	3.484	88.49	1.0mm	0.134	CNS	1.2mm	0.146	DPE	2.8mm	0.128	CNF	4	JG1004-3484
JG22	3.484	88.49	1.5mm	0.135	CNS	1.5mm	0.151	IFU	4.0mm	0.117	CUS	6	JG2206-3484
XC	3.484	88.49	1.0mm	0.130	CUS	1.2mm	0.150	IPA	2.8mm	0.130	CUS	1	XC8850
J120	3.498	88.85	1/16"	0.162	IMB	1/16"	0.156	IPT	3/16"	0.182	CUF	2	J120F2-3498
J140	3.498	88.85	1/16"	0.156	IMH	1/16"	0.156	IPT	5/32"	0.182	CUF	2	J140F2-3498
J140	3.503	88.98	1/16"	0.153	IMH	1/16"	0.156	IPT	5/32"	0.182	CUF	2	J140F2-3503
JG10	3.504	89.00	1.0mm	0.134	CNS	1.2mm	0.150	DPE	2.8mm	0.128	CNF	4	JG1004-3504
JG10	3.504	89.00	1.0mm	0.134	CNS	1.2mm	0.150	DPE	2.8mm	0.128	CNF	4	JG1004-3504-AL
JG10	3.504	89.00	1.0mm	0.134	CNS	1.2mm	0.150	DPE	2.8mm	0.128	CNF	6	JG1006-3504
JG12	3.504	89.00	1.2mm	0.120	PVD	1.2mm	0.118	CPE	2.0mm	0.126	CNF	4	JG1204-3504
JG12	3.504	89.00	1.2mm	0.120	PVD	1.2mm	0.118	CPE	2.0mm	0.126	CNF	6	JG1204-3504
JG20	3.504	89.00	1.5mm	0.135	CNS	1.5mm	0.161	IUM	4.0mm	0.133	CUS	4	JG2004-3504
XC	3.504	89.00	1.0mm	0.130	CUS	1.2mm	0.154	IPA	2.8mm	0.130	CUS	1	XC8900
J140	3.508	89.10	1/16"	0.156	IMH	1/16"	0.156	IPT	5/32"	0.187	CUF	2	J140F2-3508
XC	3.514	89.26	1.0mm	0.130	CUS	1.2mm	0.154	IPA	2.8mm	0.130	CUS	1	XC8925
J120	3.518	89.36	1/16"	0.162	IMB	1/16"	0.156	IPT	3/16"	0.192	CUF	2	J120F2-3518
J140	3.518	89.36	1/16"	0.157	IMH	1/16"	0.157	IPT	5/32"	0.192	CUF	2	J140F2-3518
JC70	3.524	89.51	1.2mm	0.133	CUR	1.2mm	0.155	IFM	2.5mm	0.117	CUS	4	JC7004-3524
JG10	3.524	89.51	1.0mm	0.134	CNS	1.2mm	0.150	DPE	2.8mm	0.128	CNF	4	JG1004-3524
JG20	3.524	89.51	1.5mm	0.135	CNS	1.5mm	0.161	IUM	4.0mm	0.133	CUS	4	JG2004-3524
XC	3.524	89.51	1.0mm	0.130	CUS	1.2mm	0.154	IPA	2.8mm	0.130	CUS	1	XC8950
J120	3.528	89.61	1/16"	0.162	IMB	1/16"	0.156	IPT	3/16"	0.192	CUF	2	J120F2-3528
J140	3.528	89.61	1/16"	0.157	IMH	1/16"	0.157	IPT	5/32"	0.187	CUF	2	J140F2-3528
XC	3.534	89.76	1.0mm	0.130	CUS	1.2mm	0.154	IPA	2.8mm	0.130	CUS	1	XC8975
J120	3.538	89.87	1/16"	0.162	IMB	1/16"	0.156	IPT	3/16"	0.192	CUF	2	J120F2-3538
JG10	3.543	89.99	1.0mm	0.134	CNS	1.2mm	0.150	DPE	2.8mm	0.128	CNF	4	JG1004-3543
JG10	3.543	89.99	1.0mm	0.134	CNS	1.2mm	0.150	DPE	2.8mm	0.128	CNF	6	JG1006-3543
JG12	3.543	89.99	1.2mm	0.120	PVD	1.2mm	0.118	CPE	2.0mm	0.126	CNF	4	JG1204-3543
JG12	3.543	89.99	1.2mm	0.120	PVD	1.2mm	0.118	CPE	2.0mm	0.126	CNF	6	JG1204-3543
XC	3.543	89.99	1.0mm	0.130	CUS	1.2mm	0.154	IPA	2.8mm	0.130	CUS	1	XC9000
JG32	3.551	90.20	1.2mm	0.135	CNS	1.5mm	0.159	IFC	3.0mm	0.127	CUF	1	JG3201-3551-0
JG32	3.551	90.20	1.2mm	0.135	CNS	1.5mm	0.159	IFC	3.0mm	0.127	CUF	8	JG3208-3551-0
JG10	3.563	90.50	1.0mm	0.134	CNS	1.2mm	0.150	DPE	2.8mm	0.128	CNF	4	JG1004-3563
JG10	3.563	90.50	1.0mm	0.134	CNS	1.2mm	0.150	DPE	2.8mm	0.128	CNF	8	JG1008-3563
XC	3.563	90.50	1.0mm	0.130	CUS	1.2mm	0.154	IPA	2.8mm	0.130	CUS	1	XC9050
J101	3.571	90.70	1.5mm	0.143	CMS	1.5mm	0.166	IPT	3.0mm	0.145	CUS	8	J101F8-3571
JG32	3.571	90.70	1.2mm	0.135	CNS	1.5mm	0.159	IFC	3.0mm	0.127	CUF	1	JG3201-3571-0
JG32	3.571	90.70	1.2mm	0.135	CNS	1.5mm	0.159	IFC	3.0mm	0.127	CUF	8	JG3208-3571-0
JG10	3.583	91.01	1.0mm	0.134	CNS	1.2mm	0.150	DPE	2.8mm	0.128	CNF	4	JG1004-3583
XC	3.583	91.01	1.0mm	0.140	CUS	1.2mm	0.158	IPA	2.8mm	0.130	CUS	1	XC9100
JC22	3.587	91.11	1.2mm	0.135	CUS	1.5mm	0.155	IUM	3.0mm	0.119	CUS	4	JC2204-3587

JE PRO SEAL® RINGS

# JE PRO SEAL DIAMETRIC RING CHART

Series	Bore	Bore in mm	TOP RING			SECOND RING			OIL RING			# in Set	Ring Set Part #
			Axial Height	Radial Width	Type	Axial Height	Radial Width	Type	Axial Height	Radial Width	Type		
JC22	3.587	91.11	1.2mm	0.135	CUS	1.5mm	0.155	IUM	3.0mm	0.119	CUS	6	JC2206-3587
JG24	3.587	91.11	1.5mm	0.135	CNS	1.5mm	0.155	IUA	4.0mm	0.133	CNS	4	JG2404-3587
JG10	3.602	91.50	1.0mm	0.134	CNS	1.2mm	0.150	DPE	2.8mm	0.128	CNF	4	JG1004-3602
JG10	3.602	91.50	1.0mm	0.134	CNS	1.2mm	0.150	DPE	2.8mm	0.128	CNF	6	JG1006-3602
JC22	3.606	91.59	1.2mm	0.135	CUS	1.5mm	0.155	IUM	3.0mm	0.119	CUS	6	JC2206-3606
J610	3.622	92.00	1.5mm	0.136	DMB	1.5mm	0.151	IPQ	3.0mm	0.125	CUF	4	J610F4-3622
J614	3.622	92.00	1.5mm	0.137	DMB	1.5mm	0.162	IPQ	4.0mm	0.135	CUF	4	J614F4-3622
JC90	3.622	92.00	1.2mm	0.135	CUS	1.5mm	0.151	IFA	3.0mm	0.155	CUF	4	JC9004-3622
JG10	3.622	92.00	1.0mm	0.142	CNS	1.2mm	0.154	DPE	2.8mm	0.128	CNF	4	JG1004-3622
JG10	3.622	92.00	1.0mm	0.142	CNS	1.2mm	0.154	DPE	2.8mm	0.128	CNF	6	JG1006-3622
JG10	3.622	92.00	1.0mm	0.142	CNS	1.2mm	0.154	DPE	2.8mm	0.128	CNF	8	JG1008-3622
JG10	3.622	92.00	1.0mm	0.142	CNS	1.2mm	0.154	DPE	2.8mm	0.128	CNF	8	JG1008-3622-AL
XC	3.622	92.00	1.0mm	0.138	CUS	1.2mm	0.162	IPA	2.8mm	0.130	CUS	1	XC9200
J140	3.625	92.08	1/16"	0.170	IMH	1/16"	0.170	IPQ	5/32"	0.182	CUF	2	J140F2-3625
J150	3.625	92.08	1/16"	0.170	IMH	1/16"	0.170	IPQ	3/16"	0.182	CUF	2	J150F2-3625
J150	3.625	92.08	1/16"	0.170	IMH	1/16"	0.170	IPQ	3/16"	0.182	CUF	4	J150F4-3625
J150	3.625	92.08	1/16"	0.170	IMH	1/16"	0.170	IPQ	3/16"	0.182	CUF	6	J150F6-3625
JG24	3.626	92.10	1.5mm	0.135	CNS	1.5mm	0.155	IUA	4.0mm	0.133	CNS	4	JG2404-3626
J160	3.635	92.33	1/16"	0.170	DMK	1/16"	0.170	IPQ	3/16"	0.187	CUF	1	J160F1-3635
J170	3.635	92.33	1/16"	0.170	DMK	1/16"	0.170	IPQ	5/32"	0.177	CUF	2	J170F2-3635
J614	3.642	92.51	1.5mm	0.137	DMB	1.5mm	0.162	IPQ	4.0mm	0.140	CUF	4	J614F4-3642
J912	3.642	92.51	1.2mm	0.135	CUS	1.5mm	0.151	IPC	3.0mm	0.135	CUF	4	J91204-3642
JC24	3.642	92.51	1.2mm	0.135	CUR	1.5mm	0.151	IPA	3.0mm	0.127	CUS	4	JC2404-3642
JG10	3.642	92.51	1.0mm	0.142	CNS	1.2mm	0.154	DPE	2.8mm	0.128	CNF	4	JG1004-3642
JG10	3.642	92.51	1.0mm	0.142	CNS	1.2mm	0.154	DPE	2.8mm	0.128	CNF	6	JG1006-3642
JG10	3.642	92.51	1.0mm	0.142	CNS	1.2mm	0.154	DPE	2.8mm	0.128	CNF	8	JG1008-3632
JG10	3.642	92.51	1.0mm	0.142	CNS	1.2mm	0.154	DPE	2.8mm	0.128	CNF	8	JG1008-3642
JG25	3.642	92.51	1.5mm	0.135	CNS	1.5mm	0.162	IUM	4.0mm	0.133	CNS	6	JG2506-3642
J120	3.645	92.58	1/16"	0.171	IMB	1/16"	0.171	IPQ	3/16"	0.182	CUF	1	J120F1-3645
JG10	3.652	92.76	1.0mm	0.142	CNS	1.2mm	0.158	DPE	2.8mm	0.128	CNF	6	JG1006-3652
JG10	3.652	92.76	1.0mm	0.142	CNS	1.2mm	0.158	DPE	2.8mm	0.128	CNF	8	JG1008-3652
JG25	3.652	92.76	1.5mm	0.135	CNS	1.5mm	0.162	IUM	4.0mm	0.133	CNS	4	JG2504-3652
J120	3.655	92.84	1/16"	0.171	IMB	1/16"	0.171	IPQ	3/16"	0.182	CUF	1	J120F1-3655
JC18	3.661	92.99	1.5mm	0.143	CUR	1.5mm	0.161	IPU	3.0mm	0.117	CUS	4	JC1804-3661
JC18	3.661	92.99	1.5mm	0.143	CUR	1.5mm	0.161	IPU	3.0mm	0.117	CUS	6	JC1806-3661
JG10	3.661	92.99	1.0mm	0.142	CNS	1.2mm	0.158	DPE	2.8mm	0.128	CNF	4	JG1004-3661
JG10	3.661	92.99	1.0mm	0.142	CNS	1.2mm	0.158	DPE	2.8mm	0.128	CNF	6	JG1006-3661
JG10	3.661	92.99	1.0mm	0.142	CNS	1.2mm	0.158	DPE	2.8mm	0.128	CNF	6	JG1006-3661
JG10	3.661	92.99	1.0mm	0.142	CNS	1.2mm	0.158	DPE	2.8mm	0.128	CNF	8	JG1008-3661
JG40	3.661	92.99	1.0mm	0.126	SNS	1.2mm	0.150	IUS	2.5mm	0.130	SNF	8	JG4008-3661
JG41	3.661	92.99	1.0mm	0.126	SAS	1.2mm	0.146	SNA	2.5mm	0.130	SCF	8	JG4108-3661
JG41	3.661	92.99	1.0mm	0.126	SAS	1.2mm	0.146	SNA	2.5mm	0.130	SCF	8	JG4108-3661
XC	3.661	92.99	1.0mm	0.138	CUS	1.2mm	0.166	IPA	2.8mm	0.130	CUS	1	XC9300
J120	3.665	93.09	1/16"	0.171	IMB	1/16"	0.171	IPQ	3/16"	0.182	CUF	1	J120F1-3665
J120	3.665	93.09	1/16"	0.171	IMB	1/16"	0.171	IPQ	3/16"	0.182	CUF	6	J120F6-3665
JG10	3.681	93.50	1.0mm	0.142	CNS	1.2mm	0.158	DPE	2.8mm	0.128	CNF	4	JG1004-3681
J600	3.691	93.75	1.5mm	0.137	DMR	1.5mm	0.150	IPC	3.0mm	0.150	CUF	4	J60004-3691
J620	3.700	93.98	1.5mm	0.162	DMK	1.5mm	0.162	IPQ	3.0mm	0.152	CUF	4	J62004-3700
J630	3.700	93.98	1.5mm	0.162	DMK	1.5mm	0.162	IPQ	4.0mm	0.162	CUF	4	J630F4-3700
JG10	3.701	94.01	1.0mm	0.142	CNS	1.2mm	0.158	DPE	2.8mm	0.128	CNF	4	JG1004-3701
JG10	3.701	94.01	1.0mm	0.142	CNS	1.2mm	0.158	DPE	2.8mm	0.128	CNF	6	JG1006-3701
JG10	3.701	94.01	1.0mm	0.142	CNS	1.2mm	0.158	DPE	2.8mm	0.128	CNF	8	JG1006-3701
XC	3.701	94.01	1.0mm	0.138	CUS	1.2mm	0.162	IPA	2.8mm	0.130	CUS	1	XC9400
JG10	3.711	94.25	1.0mm	0.142	CNS	1.2mm	0.158	DPE	2.8mm	0.128	CNF	4	JG1004-3711
J620	3.740	95.00	1.5mm	0.164	DMK	1.5mm	0.164	IPQ	3.0mm	0.150	CUF	4	J62004-3740
J650	3.740	95.00	1.5mm	0.160	IPL	1.75mm	0.160	IPE	3.5mm	0.160	IPD	6	J650U6-3740
JG10	3.740	95.00	1.0mm	0.142	CNS	1.2mm	0.158	DPE	2.8mm	0.128	CNF	6	JG1006-3740
XH	3.740	95.00	1.2mm	0.147	CUS	1.5mm	0.167	IPA	4.0mm	0.136	CUS	1	XH9500
XJ	3.740	95.00	1.2mm	0.155	DNS	1.5mm	0.167	IPA	4.0mm	0.134	CNS	1	XJ9500
XS	3.740	95.00	1.2mm	0.147	CUS	1.5mm	0.167	IPA	2.0mm	0.113	CUF	1	XS9500

JE PRO SEAL® RINGS



## JE PRO SEAL DIAMETRIC RING CHART

Series	Bore	Bore in mm	TOP RING			SECOND RING			OIL RING			# in Set	Ring Set Part #
			Axial Height	Radial Width	Type	Axial Height	Radial Width	Type	Axial Height	Radial Width	Type		
ZS	3.740	95.00	1.2mm	0.147	CUS	2 Ring			2.0mm	0.113	CUF	1	ZS9500
J180	3.750	95.25	1/16"	0.164	IMB	1/16"	0.164	IPT	4.0mm	0.135	CUF	1	J180F1-3750
XK	3.750	95.25	1.5mm	0.176	DMH	1.5mm	0.176	IPT	2.5mm	0.150	CUF	1	XK3750
XK	3.755	95.38	1.5mm	0.176	DMH	1.5mm	0.176	IPT	2.5mm	0.150	CUF	1	XK3755
J180	3.760	95.50	1/16"	0.164	IMB	1/16"	0.164	IPT	4.0mm	0.140	CUF	1	J180F1-3760
JC28	3.760	95.50	1.2mm	0.141	CUS	1.2mm	0.166	IFM	2.5mm	0.113	CUS	6	JC2806-3760
JC28	3.760	95.50	1.2mm	0.141	CUS	1.2mm	0.166	IFM	2.5mm	0.113	CUS	8	JC2808-3760
JC32	3.760	95.50	1.2mm	0.141	CUS	2 Ring			2.5mm	0.115	CUS	1	JC3201-3760
JG10	3.760	95.50	1.0mm	0.142	CNS	1.2mm	0.158	DPE	2.8mm	0.128	DPE	6	JG1006-3760
JG37	3.760	95.50	.95mm	0.127	CNN	1.2mm	0.170	IPT	2.0mm	0.106	CUF	1	JG3701-3760
ZV	3.760	95.50	.95mm	0.127	CNN	2 Ring			2.0mm	0.106	CUF	1	ZV9550
J100	3.766	95.66	1/16"	0.172	DMB	1/16"	0.172	IPT	3/16"	0.190	CUS	8	J100F8-3766-5
J180	3.770	95.76	1/16"	0.164	IMB	1/16"	0.164	IPT	4.0mm	0.145	CUF	1	J180F1-3770
JC28	3.770	95.76	1.2mm	0.141	CUS	1.2mm	0.166	IFM	2.5mm	0.113	CUS	6	JC2806-3770
JC28	3.770	95.76	1.2mm	0.141	CUS	1.2mm	0.166	IFM	2.5mm	0.113	CUS	8	JC2808-3770
XH	3.779	95.99	1.2mm	0.147	CUS	1.5mm	0.167	IPA	4.0mm	0.136	CUS	1	XH9600
XS	3.779	95.99	1.2mm	0.147	CUS	1.5mm	0.167	IPA	2.0mm	0.108	CUF	1	XS9600
ZV	3.779	95.99	.95mm	0.127	CNN	2 Ring			2.0mm	0.106	CUF	1	ZV9600
J620	3.780	96.01	1.5mm	0.165	DMK	1.5mm	0.165	IPT	3.0mm	0.150	CUF	4	J62004-3780
J630	3.780	96.01	1.5mm	0.165	DMK	1.5mm	0.165	IPT	4.0mm	0.140	CUF	4	J630F4-3780
JC28	3.780	96.01	1.2mm	0.141	CUS	1.2mm	0.166	IFM	2.5mm	0.113	CUS	6	JC2806-3780
JC28	3.780	96.01	1.2mm	0.141	CUS	1.2mm	0.166	IFM	2.5mm	0.113	CUS	8	JC2808-3780
JG10	3.780	96.01	1.0mm	0.142	CNS	1.2mm	0.158	DPE	2.8mm	0.128	DPE	6	JG1006-3780
JG50	3.780	96.01	.95mm	0.127	CNN	1.5mm	0.165	IPT	2.0mm	0.106	CUF	1	JG5001-3780
JC28	3.789	96.24	1.2mm	0.141	CUS	1.2mm	0.166	IFM	2.5mm	0.113	CUS	6	JC2806-3789
JC28	3.789	96.24	1.2mm	0.141	CUS	1.2mm	0.166	IFM	2.5mm	0.113	CUS	8	JC2808-3789
J160	3.796	96.42	1/16"	0.176	DMK	1/16"	0.176	IPT	3/16"	0.192	CUF	8	J160F8-3796
JC28	3.799	96.49	1.2mm	0.141	CUS	1.2mm	0.166	IFM	2.5mm	0.113	CUS	6	JC2806-3799
JC28	3.799	96.49	1.2mm	0.141	CUS	1.2mm	0.166	IFM	2.5mm	0.113	CUS	8	JC2808-3799
J100	3.810	96.77	1/16"	0.178	DMB	1/16"	0.178	IPT	3/16"	0.190	CUF	2	J10002-3810-5
J100	3.810	96.77	1/16"	0.178	DMB	1/16"	0.178	IPT	3/16"	0.190	CUS	4	J10004-3810-5
J100	3.810	96.77	1/16"	0.178	DMB	1/16"	0.178	IPT	3/16"	0.190	CUS	6	J10006-3810-5
J100	3.810	96.77	1/16"	0.178	DMB	1/16"	0.178	IPT	3/16"	0.190	CUS	4	J100S4-3810-5
J640	3.810	96.77	1.5mm	0.179	DMB	1.5mm	0.165	IPT	4.0mm	0.125	CUF	4	J64004-3810
J190	3.818	96.98	1/16"	0.179	IMH	1/16"	0.179	IPT	5/32"	0.182	CUF	1	J190F1-3818
JG10	3.819	97.00	1.0mm	0.143	CNS	1.2mm	0.159	DPE	2.8mm	0.126	CNF	4	JG1004-3819
JG10	3.819	97.00	1.0mm	0.143	CNS	1.2mm	0.159	DPE	2.8mm	0.126	CNF	6	JG1006-3819
XH	3.819	97.00	1.2mm	0.147	CUS	1.5mm	0.171	IPA	4.0mm	0.138	CUS	1	XH9700
XS	3.819	97.00	1.2mm	0.147	CUS	1.5mm	0.171	IPA	2.0mm	0.128	CUF	1	XS9700
ZS	3.819	97.00	1.2mm	0.147	CUS	2 Ring			2.0mm	0.128	CUF	1	ZS9700
J100	3.820	97.03	1/16"	0.178	DMB	1/16"	0.178	IPT	3/16"	0.192	CUS	4	J100F4-3820-5
J100	3.820	97.03	1/16"	0.178	DMB	1/16"	0.178	IPT	3/16"	0.192	CUS	6	J100F6-3820-5
S100	3.820	97.03	1/16"	0.179	DMB	1/16"	0.179	IPT	3/16"	0.182	CUF	8	S100S8-3820-5
J100	3.820	97.03	1/16"	0.178	DMB	1/16"	0.178	IPT	3/16"	0.192	CUS	2	J100F2-3820-5
J190	3.823	97.10	1/16"	0.179	IMH	1/16"	0.179	IPT	5/32"	0.187	CUF	1	J190F1-3823
J190	3.823	97.10	1/16"	0.179	IMH	1/16"	0.179	IPT	5/32"	0.187	CUF	1	J190F1-3823
J100	3.830	97.28	1/16"	0.178	DMB	1/16"	0.178	IPT	3/16"	0.192	CUS	2	J100F2-3830-5
J100	3.830	97.28	1/16"	0.178	DMB	1/16"	0.178	IPT	3/16"	0.192	CUS	6	J100F6-3830-5
J616	3.830	97.28	1.5mm	0.167	DMH	1.5mm	0.171	IPT	4.0mm	0.131	CUS	4	J616F4-3830
S100	3.830	97.28	1/16"	0.179	DMB	1/16"	0.179	IPT	3/16"	0.187	CUF	8	S100S8-3830-5
J190	3.833	97.36	1/16"	0.180	IMH	1/16"	0.180	IPT	5/32"	0.192	CUF	1	J190F1-3833
J190	3.833	97.36	1/16"	0.180	IMH	1/16"	0.180	IPT	5/32"	0.192	CUF	1	J190F1-3833
XH	3.833	97.36	1.2mm	0.147	CUS	1.5mm	0.171	IPA	4.0mm	0.159	CUS	1	XH9735
XH	3.838	97.49	1.2mm	0.147	CUS	1.5mm	0.171	IPA	4.0mm	0.138	CUS	1	XH9750
J190	3.843	97.61	1/16"	0.180	IMH	1/16"	0.180	IPT	5/32"	0.187	CUF	1	J190F1-3843
J190	3.843	97.61	1/16"	0.180	IMH	1/16"	0.180	IPT	5/32"	0.187	CUF	1	J190F1-3843
XH	3.843	97.61	1.2mm	0.147	CUS	1.5mm	0.171	IPA	4.0mm	0.159	CUS	1	XH9761
J612	3.858	97.99	1.5mm	0.167	IPL	1.5mm	0.167	IPL	3.0mm	0.156	IPD	6	J612U6-3858
JG10	3.858	97.99	1.0mm	0.145	CNS	1.2mm	0.165	DPE	2.8mm	0.128	CNF	6	JG1006-3858
XH	3.858	97.99	1.2mm	0.147	CUS	1.5mm	0.171	IPA	4.0mm	0.138	CUS	1	XH9800

JE PRO SEAL® RINGS



# JE PRO SEAL DIAMETRIC RING CHART

Series	Bore	Bore in mm	TOP RING			SECOND RING			OIL RING			# in Set	Ring Set Part #
			Axial Height	Radial Width	Type	Axial Height	Radial Width	Type	Axial Height	Radial Width	Type		
XS	3.858	97.99	1.2mm	0.147	CUS	1.5mm	0.171	IPA	2.0mm	0.128	CUF	1	XS9800
ZV	3.858	97.99	.95mm	0.127	CNN	2 Ring			2.0mm	0.106	CUF	1	ZV9800
J150	3.875	98.43	1/16"	0.183	IMH	1/16"	0.183	IPT	3/16"	0.192	CUF	6	J150F6-3875-5
XK	3.875	98.43	1.5mm	0.181	DMH	1.5mm	0.181	IPT	2.5mm	0.150	CUF	1	XK3875
XK	3.880	98.55	1.5mm	0.181	DMH	1.5mm	0.181	IPT	2.5mm	0.150	CUF	1	XK3880
JG50	3.898	99.01	.95mm	0.127	CNN	1.5mm	0.165	IPT	2.0mm	0.106	CUF	1	JG5001-3898
ZV	3.898	99.01	.95mm	0.127	CNN	2 Ring			2.0mm	0.106	CUF	1	ZV9900
J680	3.900	99.06	1.5mm	0.145	CMR	1.5mm	0.165	IPT	3.0mm	0.150	CUF	8	J68008-3900-3
JG60	3.905	99.19	1.5mm	0.142	CNR	1.5mm	0.158	IPQ	3.0mm	0.150	CUF	8	JG6008-3905
J680	3.910	99.31	1.5mm	0.151	CMR	1.5mm	0.168	IPT	3.0mm	0.155	CUF	8	J68008-3910-3
JC14	3.917	99.49	1.2mm	0.147	CUS	1.5mm	0.166	IPT	2.8mm	0.140	CUF	4	JC14F4-3917
JG10	3.917	99.50	1.0mm	0.150	CNS	1.2mm	0.165	DPE	2.8mm	0.128	CNF	6	JG1006-3917
JG49	3.917	99.49	1.2mm	0.150	CNR	1.2mm	0.165	IPE	2.5mm	0.116	CUS	4	JG4904-3917
JG49	3.927	99.75	1.2mm	0.150	CNR	1.2mm	0.165	IPE	2.5mm	0.116	CUS	4	JG4904-3927
J660	3.937	100.00	1.5mm	0.165	IPA	1.75mm	0.165	IPE	3.0mm	0.150	IPD	6	J660U6-3937
JG10	3.937	100.00	1.0mm	0.150	CNS	1.2mm	0.165	DPE	2.8mm	0.128	CNF	6	JG1006-3937
JG37	3.937	100.00	.95mm	0.127	CNN	1.2mm	0.170	IPT	2.0mm	0.106	CUF	1	JG3701-3937
XH	3.937	100.00	1.2mm	0.155	CUS	1.5mm	0.175	IPA	4.0mm	0.160	CUS	1	XH10000
XS	3.937	100.00	1.2mm	0.155	CUS	1.5mm	0.175	IPA	2.0mm	0.128	CUF	1	XS10000
JG49	3.937	100.00	1.2mm	0.150	CNR	1.2mm	0.165	IPE	2.5mm	0.116	CUS	4	JG4904-3937
JC44	3.938	100.03	1.2mm	0.147	CUS	1.2mm	0.170	IPT	2.5mm	0.120	CUS	4	JC4404-3938
JC44	3.938	100.03	1.2mm	0.147	CUS	1.2mm	0.170	IPT	2.5mm	0.120	CUS	6	JC4406-3938
J100	3.940	100.08	1/16"	0.179	DMB	1/16"	0.175	IPT	3/16"	0.195	CUF	8	J100F8-3935-5
S100	3.945	100.20	1/16"	0.187	DMK	1/16"	0.187	IPT	3/16"	0.187	CUF	8	S100S8-3945-5
JG10	3.957	100.50	1.0mm	0.150	CNS	1.2mm	0.165	DPE	2.8mm	0.128	CNF	4	JG1004-3957
JG10	3.957	100.50	1.0mm	0.150	CNS	1.2mm	0.165	DPE	2.8mm	0.128	CNF	6	JG1006-3956
JG10	3.976	100.99	1.0mm	0.150	CNS	1.2mm	0.163	DPE	2.8mm	0.128	CNF	6	JG1006-3976
XH	3.976	100.99	1.2mm	0.155	CUS	1.5mm	0.175	IPA	4.0mm	0.160	CUS	1	XH10100
ZS	3.976	100.99	.95mm	0.127	CNN	2 Ring			2.0mm	0.106	CUF	0	ZS10100
J100	4.000	101.60	1/16"	0.187	DMB	1/16"	0.187	IPT	3/16"	0.150	CUF	8	J10008-4000-5
J100	4.000	101.60	1/16"	0.187	DMB	1/16"	0.187	IPT	3/16"	0.190	CUS	8	J100F8-4000-5
J103	4.000	101.60	1/16"	0.187	DMB	1/16"	0.172	DPE	3/16"	0.150	CUF	8	J10308-4000-5
J103	4.000	101.60	1/16"	0.187	DMB	1/16"	0.172	DPE	3/16"	0.190	CUS	8	J103F8-4000-5
J200	4.000	101.60	.043"	0.187	DMB	1/16"	0.187	IPT	3/16"	0.150	CUF	8	J20008-4000-5
J300	4.000	101.60	1/16"	0.187	DMB	1/16"	0.187	IPT	3.0mm	0.152	CUF	8	J30008-4000-5
J410	4.000	101.60	.043"	0.151	CMR	1/16"	0.190	IPT	3.0mm	0.152	CUF	8	J41008-4000-5
J500	4.000	101.60	1/16"	0.187	DMB	1/16"	0.187	IPG	3/16"	0.150	CUF	8	J50008-4000-5
J500	4.000	101.60	1/16"	0.187	DMB	1/16"	0.187	IPG	3/16"	0.190	CUS	8	J500F8-4000-5
J619	4.000	101.60	1.5mm	0.160	DMR	1.5mm	0.170	IPE	3.0mm	0.152	CUF	8	J61908-4000-5
J712	4.000	101.60	.043"	0.151	CMR	.043"	0.170	DPE	3.0mm	0.152	CUF	8	J71208-4000-5
J714	4.000	101.60	.043"	0.161	CMK	.043"	0.170	DPE	3.0mm	0.152	CUF	8	J71408-4000-5
J750	4.000	101.60	1.2mm	0.145	CMR	1.5mm	0.170	IPE	3.0mm	0.152	CUF	8	J75008-4000-5
J820	4.000	101.60	1/16"	0.187	HPB	1/16"	0.187	IPT	3/16"	0.150	CUF	8	J82008-4000-5
J820	4.000	101.60	1/16"	0.187	HPB	1/16"	0.187	IPT	3/16"	0.190	CUS	8	J820F8-4000-5
J926	4.000	101.60	1.2mm	0.145	CMR	1.2mm	0.156	DPE	3.0mm	0.152	CUF	8	J92608-4000-5
J950	4.000	101.60	1.2mm	0.152	SGR	1/16"	0.187	IPT	3.0mm	0.152	CUF	8	J95008-4000-3
JG31	4.000	101.60	1.2mm	0.150	CNR	1.5mm	0.170	IPE	3.0mm	0.152	CUF	6	JG3106-4000-7
JG31	4.000	101.60	1.2mm	0.150	CNR	1.5mm	0.170	IPE	3.0mm	0.152	CUF	8	JG3108-4000-7
JG77	4.000	101.60	.043"	0.171	CNR	.043"	0.170	DPE	3.0mm	0.152	CUF	8	JG7708-4000-5
S100	4.000	101.60	1/16"	0.190	DMB	1/16"	0.190	IPT	3/16"	0.192	CUF	8	S100S8-4000-5
J100	4.010	101.85	1/16"	0.187	DMB	1/16"	0.187	IPT	3/16"	0.155	CUF	8	J10008-4010-0
J100	4.010	101.85	1/16"	0.187	DMB	1/16"	0.187	IPT	3/16"	0.190	CUS	8	J100F8-4010-0
J300	4.010	101.85	1/16"	0.187	DMB	1/16"	0.187	IPT	3.0mm	0.152	CUF	8	J30008-4010-0
JG31	4.010	101.85	1.2mm	0.151	CNR	1.5mm	0.170	IPC	3.0mm	0.152	CUF	8	JG3108-4010-4
JG33	4.010	101.85	1.2mm	0.151	CNR	1.2mm	0.155	DPE	3.0mm	0.152	CUF	8	JG3308-4010-4
J660	4.016	102.01	1.5mm	0.165	IPA	1.75mm	0.165	IPE	3.0mm	0.150	IPD	6	J660U6-4016
JC34	4.016	102.01	1.2mm	0.154	CUS	2 Ring			2.0mm	0.128	CUF	1	JC3401-4016
JG10	4.016	102.01	1.0mm	0.150	CNS	1.2mm	0.177	DPE	2.8mm	0.128	CNF	4	JG1004-4016
XH	4.016	102.01	1.2mm	0.155	CUS	1.5mm	0.175	IPA	4.0mm	0.160	CUS	1	XH10200
J100	4.020	102.11	1/16"	0.187	DMB	1/16"	0.187	IPT	3/16"	0.150	CUF	8	J10008-4020-5

JE PRO SEAL® RINGS



# JE PRO SEAL DIAMETRIC RING CHART

Series	Bore	Bore in mm	TOP RING			SECOND RING			OIL RING			# in Set	Ring Set Part #
			Axial Height	Radial Width	Type	Axial Height	Radial Width	Type	Axial Height	Radial Width	Type		
J100	4.020	102.11	1/16"	0.187	DMB	1/16"	0.187	IPT	3/16"	0.190	CUS	8	J100F8-4020-5
J300	4.020	102.11	1/16"	0.187	DMB	1/16"	0.187	IPT	3.0mm	0.152	CUF	8	J30008-4020-5
J500	4.020	102.11	1/16"	0.187	DMB	1/16"	0.187	IPG	3/16"	0.150	CUF	8	J50008-4020-5
J500	4.020	102.11	1/16"	0.187	DMB	1/16"	0.187	IPG	3/16"	0.190	CUS	8	J500F8-4020-5
J700	4.020	102.11	.043"	0.160	DMR	.043"	0.165	IPC	3.0mm	0.152	CUF	8	J70008-4020-5
J70T	4.020	102.11	.043"	0.160	DMR	1.5mm	0.165	IPC	3.0mm	0.152	CUF	8	J70T08-4020-5
J714	4.020	102.11	.043"	0.161	CMK	.043"	0.170	DPE	3.0mm	0.152	CUF	8	J71408-4020-5
J750	4.020	102.11	1.2mm	0.145	CMR	1.5mm	0.170	IPE	3.0mm	0.152	CUF	6	J75006-4020-5
J750	4.020	102.11	1.2mm	0.145	CMR	1.5mm	0.170	IPE	3.0mm	0.152	CUF	8	J75008-4020-5
J926	4.020	102.11	1.2mm	0.146	CMR	1.2mm	0.155	DPE	3.0mm	0.152	CUF	8	J92608-4020-5
JG31	4.020	102.11	1.2mm	0.150	CNR	1.5mm	0.170	IPE	3.0mm	0.152	CUF	6	JG3106-4020-2
JG31	4.020	102.11	1.2mm	0.150	CNR	1.5mm	0.170	IPE	3.0mm	0.152	CUF	8	JG3108-4020-2
JG77	4.020	102.11	.043"	0.171	CNR	.043"	0.172	DPE	3.0mm	0.152	CUF	8	JG7708-4020-5
S100	4.020	102.11	1/16"	0.189	DMB	1/16"	0.189	IPT	3/16"	0.192	CUF	8	S100S8-4020-5
J962	4.020	102.11	1.2mm	0.145	CMR	1.2mm	0.155	DPE	3.0mm	0.152	CUF	8	J96208-4020-5
J100	4.030	102.36	1/16"	0.187	DMB	1/16"	0.187	IPT	3/16"	0.150	CUF	8	J10008-4030-5
J100	4.030	102.36	1/16"	0.187	DMB	1/16"	0.187	IPT	3/16"	0.190	CUS	8	J100F8-4030-5
J103	4.030	102.36	1/16"	0.187	DMB	1/16"	0.174	DPE	3/16"	0.150	CUF	8	J10308-4030-5
J103	4.030	102.36	1/16"	0.187	DMB	1/16"	0.174	DPE	3/16"	0.190	CUS	8	J103F8-4030-5
J300	4.030	102.36	1/16"	0.187	DMB	1/16"	0.187	IPT	3.0mm	0.152	CUF	8	J30008-4030-5
J300	4.030	102.36	1/16"	0.187	DMB	1/16"	0.187	IPT	3.0mm	0.146	CUF	8	J300F8-4030-5
J500	4.030	102.36	1/16"	0.187	DMB	1/16"	0.187	IPG	3/16"	0.150	CUF	8	J50008-4030-5
J500	4.030	102.36	1/16"	0.187	DMB	1/16"	0.187	IPG	3/16"	0.190	CUS	8	J500F8-4030-5
J601	4.030	102.36	1.5mm	0.160	DMR	.043"	0.165	IPC	3.0mm	0.152	CUF	8	J60108-4030-5
J601	4.030	102.36	1.5mm	0.160	DMR	.043"	0.165	IPC	3.0mm	0.146	CUF	8	J601F8-4030-5
J714	4.030	102.36	.043"	0.161	CMK	.043"	0.170	DPE	3.0mm	0.152	CUF	8	J71408-4030-5
J714	4.030	102.36	.043"	0.161	CMK	.043"	0.170	DPE	3.0mm	0.152	CUF	8	J714F8-4030-5
J750	4.030	102.36	1.2mm	0.145	CMR	1.5mm	0.170	IPE	3.0mm	0.152	CUF	8	J75008-4030-5
J750	4.030	102.36	1.2mm	0.145	CMR	1.5mm	0.170	IPE	3.0mm	0.146	CUF	8	J750F8-4030-5
J820	4.030	102.36	1/16"	0.187	HPB	1/16"	0.187	IPT	3/16"	0.150	CUF	8	J82008-4030-5
J820	4.030	102.36	1/16"	0.187	HPB	1/16"	0.187	IPT	3/16"	0.190	CUS	8	J820F8-4030-5
J840	4.030	102.36	.043"	0.187	HPB	1/16"	0.187	IPT	3/16"	0.150	CUF	8	J84008-4030-5
J840	4.030	102.36	.043"	0.187	HPB	1/16"	0.187	IPT	3/16"	0.190	CUS	8	J840F8-4030-5
J911	4.030	102.36	1.2mm	0.160	DMR	.043"	0.165	IPC	3.0mm	0.146	CUF	8	J911F8-4030-5
J926	4.030	102.36	1.2mm	0.146	CMR	1.2mm	0.155	DPE	3.0mm	0.152	CUF	8	J92608-4030-5
J926	4.030	102.36	1.2mm	0.145	CMR	1.2mm	0.155	DPE	3.0mm	0.146	CUF	8	J926F8-4030-5
J950	4.030	102.36	1.2mm	0.152	SGR	1/16"	0.187	IPT	3.0mm	0.152	CUF	8	J95008-4030-3
J950	4.030	102.36	1.2mm	0.152	SGR	1/16"	0.187	IPT	3.0mm	0.146	CUF	8	J950F8-4030-3
JG31	4.030	102.36	1.2mm	0.150	CNR	1.5mm	0.170	IPE	3.0mm	0.146	CUF	6	JG31F6-4030-2
JG31	4.030	102.36	1.2mm	0.150	CNR	1.5mm	0.170	IPE	3.0mm	0.146	CUF	8	JG31F8-4030-2
JG33	4.030	102.36	1.2mm	0.150	CNR	1.5mm	0.155	IPE	3.0mm	0.152	CUF	8	JG3308-4030-2
JG76	4.030	102.36	.043"	0.171	CNR	1/16"	0.187	IPT	3.0mm	0.146	HCUF	8	JG76F8-4030-5
JG77	4.030	102.36	.043"	0.171	CNR	.043"	0.170	DPE	3.0mm	0.152	CUF	8	JG7708-4030-5
JG77	4.030	102.36	.043"	0.171	CNR	.043"	0.170	DPE	3.0mm	0.146	CUF	8	JG77F8-4030-5
S100	4.030	102.36	1/16"	0.189	DMB	1/16"	0.189	IPT	3/16"	0.192	CUF	8	S100S8-4030-5
J100	4.040	102.62	1/16"	0.187	DMB	1/16"	0.187	IPT	3/16"	0.150	CUF	8	J10008-4040-5
J100	4.040	102.62	1/16"	0.187	DMB	1/16"	0.187	IPT	3/16"	0.190	CUS	8	J100F8-4040-5
J103	4.040	102.62	1/16"	0.187	DMB	1/16"	0.174	DPE	3/16"	0.150	CUF	8	J10308-4040-5
J103	4.040	102.62	1/16"	0.187	DMB	1/16"	0.174	DPE	3/16"	0.190	CUS	8	J103F8-4040-5
J300	4.040	102.62	1/16"	0.187	DMB	1/16"	0.187	IPT	3.0mm	0.152	CUF	8	J30008-4040-5
J300	4.040	102.62	1/16"	0.187	DMB	1/16"	0.187	IPT	3.0mm	0.146	CUF	8	J300F8-4040-5
J500	4.040	102.62	1/16"	0.187	DMB	1/16"	0.187	IPG	3/16"	0.150	CUF	8	J50008-4040-5
J500	4.040	102.62	1/16"	0.187	DMB	1/16"	0.187	IPG	3/16"	0.190	CUS	8	J500F8-4040-5
J714	4.040	102.62	.043"	0.161	CMK	.043"	0.170	DPE	3.0mm	0.152	CUF	8	J71408-4040-5
J714	4.040	102.62	.043"	0.161	CMK	.043"	0.170	DPE	3.0mm	0.152	CUF	8	J714F8-4040-5
J750	4.040	102.62	1.2mm	0.145	CMR	1.5mm	0.170	IPE	3.0mm	0.152	CUF	8	J75008-4040-5
J750	4.040	102.62	1.2mm	0.145	CMR	1.5mm	0.170	IPE	3.0mm	0.155	CUF	8	J750F8-4040-5
J820	4.040	102.62	1/16"	0.187	HPB	1/16"	0.187	IPT	3/16"	0.150	CUF	8	J82008-4040-5
J820	4.040	102.62	1/16"	0.187	HPB	1/16"	0.187	IPT	3/16"	0.190	CUS	8	J820F8-4040-5
J911	4.040	102.62	1.2mm	0.160	DMR	.043"	0.165	IPC	3.0mm	0.152	CUF	8	J91108-4040-5

JE PRO SEAL® RINGS

## JE PRO SEAL DIAMETRIC RING CHART

Series	Bore	Bore in mm	TOP RING			SECOND RING			OIL RING			# in Set	Ring Set Part #
			Axial Height	Radial Width	Type	Axial Height	Radial Width	Type	Axial Height	Radial Width	Type		
J911	4.040	102.62	1.2mm	0.160	DMR	.043"	0.165	IPC	3.0mm	0.146	CUF	8	J911F8-4040-5
J926	4.040	102.62	1.2mm	0.146	CMR	1.2mm	0.156	DPE	3.0mm	0.152	CUF	8	J92608-4040-5
J926	4.040	102.62	1.2mm	0.145	CMR	1.2mm	0.146	DPE	3.0mm	0.155	CUF	8	J926F8-4040-5
JG31	4.040	102.62	1.2mm	0.150	CNR	1.5mm	0.170	IPE	3.0mm	0.146	CUF	6	JG31F6-4040-2
JG31	4.040	102.62	1.2mm	0.150	CNR	1.5mm	0.170	IPE	3.0mm	0.146	CUF	8	JG31F8-4040-2
JG33	4.040	102.62	1.2mm	0.150	CNR	1.5mm	0.156	DPE	3.0mm	0.146	CUF	8	JG33F8-4040-2
JG77	4.040	102.62	.043"	0.171	CNR	.043"	0.170	DPE	3.0mm	0.152	CUF	8	JG7708-4040-5
JG77	4.040	102.62	.043"	0.171	CNR	.043"	0.170	DPE	3.0mm	0.146	HCUF	8	JG77F8-4040-5
S100	4.040	102.62	1/16"	0.190	DMB	1/16"	0.191	IPT	3/16"	0.187	CUF	8	S100S8-4040-5
J750	4.050	102.87	1.2mm	0.145	CMR	1.5mm	0.170	IPE	3.0mm	0.152	CUF	8	J75008-4050-5
J915	4.050	102.87	1.2mm	0.145	CMR	1.0mm	0.126	DPE	3.0mm	0.152	CUF	6	J91506-4050-5
J926	4.050	102.87	1.2mm	0.146	CMR	1.2mm	0.156	DPE	3.0mm	0.152	CUF	8	J92608-4050-5
J100	4.060	103.12	1/16"	0.187	DMB	1/16"	0.187	IPT	3/16"	0.150	CUF	8	J10008-4060-5
J100	4.060	103.12	1/16"	0.187	DMB	1/16"	0.187	IPT	3/16"	0.190	CUS	8	J100F8-4060-5
J103	4.060	103.12	1/16"	0.187	DMB	1/16"	0.174	DPE	3/16"	0.150	CUF	8	J10308-4060-5
J103	4.060	103.12	1/16"	0.187	DMB	1/16"	0.174	DPE	3/16"	0.190	CUS	8	J103F8-4060-5
J300	4.060	103.12	1/16"	0.187	DMB	1/16"	0.187	IPT	3.0mm	0.152	CUF	8	J30008-4060-5
J300	4.060	103.12	1/16"	0.187	DMB	1/16"	0.187	IPT	3.0mm	0.146	CUF	8	J300F8-4060-5
J500	4.060	103.12	1/16"	0.187	DMB	1/16"	0.187	IPG	3/16"	0.150	CUF	8	J50008-4060-5
J500	4.060	103.12	1/16"	0.187	DMB	1/16"	0.187	IPG	3/16"	0.190	CUS	8	J500F8-4060-5
J714	4.060	103.12	.043"	0.161	CMK	.043"	0.170	DPE	3.0mm	0.152	CUF	8	J71408-4060-5
J714	4.060	103.12	.043"	0.161	CMK	.043"	0.170	DPE	3.0mm	0.152	CUF	8	J714F8-4060-5
J750	4.060	103.12	1.2mm	0.145	CMR	1.5mm	0.170	IPE	3.0mm	0.152	CUF	8	J75008-4060-5
J750	4.060	103.12	1.2mm	0.145	CMR	1.5mm	0.170	IPE	3.0mm	0.146	CUF	8	J750F8-4060-5
J820	4.060	103.12	1/16"	0.187	HPB	1/16"	0.187	IPT	3/16"	0.150	CUF	8	J82008-4060-5
J820	4.060	103.12	1/16"	0.187	HPB	1/16"	0.187	IPT	3/16"	0.190	CUS	8	J820F8-4060-5
J911	4.060	103.12	1.2mm	0.160	DMR	.043"	0.165	IPC	3.0mm	0.152	CUF	8	J91108-4060-5
J911	4.060	103.12	1.2mm	0.160	DMR	.043"	0.165	IPC	3.0mm	0.146	CUF	8	J911F8-4060-5
J926	4.060	103.12	1.2mm	0.146	CMR	1.2mm	0.155	DPE	3.0mm	0.152	CUF	8	J92608-4060-5
JG31	4.060	103.12	1.2mm	0.150	CNR	1.5mm	0.170	IPE	3.0mm	0.152	CUF	8	JG3108-4060-0
JG31	4.060	103.12	1.2mm	0.150	CNR	1.5mm	0.170	IPE	3.0mm	0.146	CUF	6	JG31F6-4060-0
JG31	4.060	103.12	1.2mm	0.150	CNR	1.5mm	0.170	IPE	3.0mm	0.146	CUF	8	JG31F8-4060-0
JG77	4.060	103.12	.043"	0.171	CNR	.043"	0.170	DPE	3.0mm	0.152	CUF	8	JG7708-4060-5
JG77	4.060	103.12	.043"	0.171	CNR	.043"	0.170	DPE	3.0mm	0.146	HCUF	8	JG77F8-4060-5
S100	4.060	103.12	1/16"	0.190	DMB	1/16"	0.191	IPT	3/16"	0.187	CUF	8	S100S8-4060-5
J680	4.060	103.12	1.5mm	0.151	CMS	1.5mm	0.170	IPE	3.0mm	0.152	CUF	8	J68008-4060-5
J926	4.060	103.12	1.2mm	0.145	CMR	1.2mm	0.155	DPE	3.0mm	0.150	CUF	8	J926F8-4060-5
J100	4.070	103.38	1/16"	0.189	DMB	1/16"	0.189	IPT	3/16"	0.190	CUS	8	J100F8-4070-5
J100	4.070	103.38	1/16"	0.189	DMB	1/16"	0.189	IPT	3/16"	0.155	CUF	8	J100L8-4070-5
J300	4.070	103.38	1/16"	0.189	DMB	1/16"	0.189	IPT	3.0mm	0.152	CUF	8	J30008-4070-5
J600	4.070	103.38	1.5mm	0.163	DMR	1.5mm	0.173	IPC	3.0mm	0.125	CUF	8	J60008-4070-5
J926	4.070	103.38	1.2mm	0.145	CMR	1.2mm	0.155	DPE	3.0mm	0.152	CUF	8	J92608-4070-5
J926	4.070	103.38	1.2mm	0.145	CMR	1.2mm	0.155	DPE	3.0mm	0.150	CUF	8	J926F8-4070-5
JG31	4.070	103.38	1.2mm	0.150	CNR	1.5mm	0.170	IPE	3.0mm	0.152	CUF	8	JG31F8-4070-0
JG31	4.075	103.51	1.2mm	0.150	CNR	1.5mm	0.170	IPE	3.0mm	0.152	CUF	8	JG3108-4075-5
JG31	4.075	103.51	1.2mm	0.150	CNR	1.5mm	0.175	IPE	3.0mm	0.152	CUF	8	JG31F8-4075-5
J100	4.080	103.63	1/16"	0.189	DMB	1/16"	0.189	IPT	3/16"	0.150	CUF	8	J10008-4080-5
J100	4.080	103.63	1/16"	0.189	DMB	1/16"	0.189	IPT	3/16"	0.190	CUS	8	J100F8-4080-5
J300	4.080	103.63	1/16"	0.189	DMB	1/16"	0.189	IPT	3.0mm	0.152	CUF	8	J30008-4080-5
J500	4.080	103.63	1/16"	0.189	DMB	1/16"	0.189	IPG	3/16"	0.150	CUF	8	J50008-4080-5
J500	4.080	103.63	1/16"	0.189	DMB	1/16"	0.189	IPG	3/16"	0.190	CUS	8	J500F8-4080-5
J619	4.080	103.63	1.5mm	0.160	DMR	1.5mm	0.170	IPE	3.0mm	0.152	CUF	8	J61908-4080-5
J750	4.080	103.63	1.2mm	0.145	CMR	1.5mm	0.170	IPE	3.0mm	0.152	CUF	8	J75008-4080-5
S100	4.080	103.63	1/16"	0.194	DMK	1/16"	0.194	IPT	3/16"	0.200	CUF	8	S100S8-4080-5
J300	4.095	104.01	1/16"	0.191	DMB	1/16"	0.191	IPT	3.0mm	0.152	CUF	8	J30008-4095-5
S100	4.110	104.39	1/16"	0.196	DMB	1/16"	0.196	IPT	3/16"	0.200	CUF	8	S100S8-4110-5
J100	4.120	104.65	1/16"	0.192	DMB	1/16"	0.193	IPT	3/16"	0.150	CUF	8	J10008-4120-5
J100	4.120	104.65	1/16"	0.192	DMB	1/16"	0.193	IPT	3/16"	0.190	CUS	8	J100F8-4120-5
J300	4.120	104.65	1/16"	0.192	DMB	1/16"	0.193	IPT	3.0mm	0.150	CUF	8	J30008-4120-5
J500	4.120	104.65	1/16"	0.192	DMB	1/16"	0.193	IPG	3/16"	0.150	CUF	8	J50008-4120-5



# JE PRO SEAL DIAMETRIC RING CHART

Series	Bore	Bore in mm	TOP RING			SECOND RING			OIL RING			# in Set	Ring Set Part #
			Axial Height	Radial Width	Type	Axial Height	Radial Width	Type	Axial Height	Radial Width	Type		
J500	4.120	104.65	1/16"	0.192	DMB	1/16"	0.193	IPG	3/16"	0.190	CUS	8	J500F8-4120-5
J912	4.120	104.65	1.2mm	0.154	CUS	1.5mm	0.167	IPC	3.0mm	0.150	CUF	8	J91208-4120-3
J912	4.120	104.65	1.2mm	0.154	CUS	1.5mm	0.167	IPC	3.0mm	0.155	CUF	8	J912F8-4120-3
JG77	4.120	104.65	.043"	0.158	CNR	.043"	0.170	DPE	3.0mm	0.150	CUF	8	JG7708-4120-5
JG7T	4.120	104.65	.043"	0.160	DMR	1.50mm	0.167	IPC	3.0mm	0.155	CUF	8	JG7TF8-4120-5
J100	4.125	104.78	1/16"	0.192	DMB	1/16"	0.193	IPG	3/16"	0.190	CUS	8	J10008-4125-5
J100	4.125	104.78	1/16"	0.192	DMB	1/16"	0.193	IPG	3/16"	0.190	CUS	8	J100F8-4125-5
J103	4.125	104.78	1/16"	0.192	DMB	1/16"	0.176	DPE	3/16"	0.150	CUF	8	J10308-4125-5
J103	4.125	104.78	1/16"	0.192	DMB	1/16"	0.176	DPE	3/16"	0.190	CUS	8	J103F8-4125-5
J200	4.125	104.78	.043"	0.193	DMB	1/16"	0.193	IPG	3/16"	0.190	CUS	8	J200F8-4125-5
J300	4.125	104.78	1/16"	0.192	DMB	1/16"	0.193	IPG	3/16"	0.190	CUS	8	J30008-4125-5
J300	4.125	104.78	1/16"	0.192	DMB	1/16"	0.193	IPG	3/16"	0.155	CUF	8	J300F8-4125-5
J500	4.125	104.78	1/16"	0.192	DMB	1/16"	0.193	IPG	3/16"	0.150	CUF	8	J50008-4125-5
J500	4.125	104.78	1/16"	0.192	DMB	1/16"	0.193	IPG	3/16"	0.190	CUS	8	J500F8-4125-5
J619	4.125	104.78	1.5mm	0.160	DMR	1.5mm	0.170	IPE	3.0mm	0.152	CUF	8	J61908-4125-5
J619	4.125	104.78	1.5mm	0.151	DMR	1.5mm	0.170	IPE	3.0mm	0.155	CUF	8	J619F8-4125-5
J690	4.125	104.78	1.5mm	0.160	DMR	1.5mm	0.167	IPC	3/16"	0.190	CUS	8	J690F8-4125-5
J70D	4.125	104.78	.043"	0.160	DMR	1.5mm	0.170	IPC	3.0mm	0.150	CUF	8	J70D08-4125-5
J714	4.125	104.78	.043"	0.161	CMK	.043"	0.170	DPE	3.0mm	0.152	CUF	8	J71408-4125-5
J714	4.125	104.78	.043"	0.161	CMK	.043"	0.170	DPE	3.0mm	0.152	CUF	8	J714F8-4125-5
J720	4.125	104.78	.043"	0.160	DMR	.043"	0.170	IPC	3/16"	0.150	CUF	8	J72008-4125-5
J720	4.125	104.78	.043"	0.160	DMR	.043"	0.170	IPC	3/16"	0.190	CUS	8	J720F8-4125-5
J750	4.125	104.78	1.2mm	0.145	CMR	1.5mm	0.170	IPE	3.0mm	0.150	CUF	8	J75008-4125-5
J750	4.125	104.78	1.2mm	0.145	CMR	1.5mm	0.170	IPE	3.0mm	0.155	CUF	8	J750F8-4125-5
J751	4.125	104.78	1.2mm	0.145	CMR	1.5mm	0.170	IPC	3.0mm	0.155	CUF	8	J751F8-4125-5
J760	4.125	104.78	.043"	0.160	DMR	1/16"	0.193	IPG	3/16"	0.155	CUF	8	J760F8-4125-5
J820	4.125	104.78	1/16"	0.192	HPB	1/16"	0.193	IPG	3/16"	0.150	CUF	8	J82008-4125-5
J820	4.125	104.78	1/16"	0.192	HPB	1/16"	0.193	IPG	3/16"	0.190	CUS	8	J820F8-4125-5
J923	4.125	104.78	1.2mm	0.150	CNR	1.2mm	0.156	DPE	3.0mm	0.152	CUF	8	J92308-4125-2
J925	4.125	104.78	1.2mm	0.150	CNR	1.5mm	0.167	IPC	3.0mm	0.150	CUF	8	J925F8-4125-3
J926	4.125	104.78	1.2mm	0.146	CMR	1.2mm	0.156	DPE	3.0mm	0.150	CUF	8	J92608-4125-5
J926	4.125	104.78	1.2mm	0.145	CMR	1.2mm	0.156	DPE	3.0mm	0.155	CUF	8	J926F8-4125-5
J941	4.125	104.78	1.2mm	0.145	CMR	.043"	0.170	IPC	3.0mm	0.155	CUF	8	J941F8-4125-5
JG31	4.125	104.78	1.2mm	0.150	CNR	1.5mm	0.170	IPE	3.0mm	0.155	CUF	8	JG31F8-4125-2
JG33	4.125	104.78	1.2mm	0.150	CNR	1.5mm	0.156	IPE	3.0mm	0.152	CUF	8	JG3308-4125-2
JG77	4.125	104.78	.043"	0.171	CNR	.043"	0.170	DPE	3.0mm	0.150	CUF	8	JG7708-4125-5
JG77	4.125	104.78	.043"	0.171	CNR	.043"	0.170	DPE	3.0mm	0.155	CUF	8	JG77F8-4125-5
S100	4.125	104.78	1/16"	0.193	DMB	1/16"	0.194	IPG	3/16"	0.187	CUF	8	S100S8-4125-5
J100	4.130	104.90	1/16"	0.193	DMB	1/16"	0.193	IPG	3/16"	0.150	CUF	8	J10008-4130-5
J100	4.130	104.90	1/16"	0.193	DMB	1/16"	0.193	IPG	3/16"	0.190	CUS	8	J100F8-4130-5
J300	4.130	104.90	1/16"	0.192	DMB	1/16"	0.193	IPG	3/16"	0.152	CUF	8	J30008-4130-5
J500	4.130	104.90	1/16"	0.193	DMB	1/16"	0.193	IPG	3/16"	0.150	CUF	8	J50008-4130-5
J500	4.130	104.90	1/16"	0.193	DMB	1/16"	0.193	IPG	3/16"	0.190	CUS	8	J500F8-4130-5
J690	4.130	104.90	1.5mm	0.160	DMR	1.5mm	0.167	IPC	3/16"	0.150	CUF	8	J69008-4130-0
J70D	4.130	104.90	.043"	0.160	DMR	1.5mm	0.170	IPC	3.0mm	0.152	CUF	8	J70D08-4130-5
J714	4.130	104.90	.043"	0.161	CMK	.043"	0.170	DPE	3.0mm	0.152	CUF	8	J71408-4130-5
J720	4.130	104.90	.043"	0.160	DMR	.043"	0.170	IPC	3/16"	0.150	CUF	8	J72008-4130-5
J720	4.130	104.90	.043"	0.160	DMR	.043"	0.170	IPC	3/16"	0.190	CUS	8	J720F8-4130-5
J750	4.130	104.90	1.2mm	0.145	CMR	1.5mm	0.170	IPE	3.0mm	0.152	CUF	8	J75008-4130-5
J941	4.130	104.90	1.2mm	0.145	CMR	.043"	0.170	IPC	3.0mm	0.152	CUF	8	J94108-4130-5
JG77	4.130	104.90	.043"	0.171	CNR	.043"	0.177	DPE	3.0mm	0.152	CUF	8	JG7708-4130-5
J100	4.135	105.03	1/16"	0.193	DMB	1/16"	0.193	IPG	3/16"	0.150	CUF	8	J10008-4135-5
J100	4.135	105.03	1/16"	0.193	DMB	1/16"	0.193	IPG	3/16"	0.190	CUS	8	J100F8-4135-5
J130	4.135	105.03	1/16"	0.193	DMB	1/16"	0.193	IPG	1/8"	0.185	CUF	8	J13008-4135-5
J300	4.135	105.03	1/16"	0.193	DMB	1/16"	0.193	IPG	3.0mm	0.152	CUF	8	J30008-4135-5
J300	4.135	105.03	1/16"	0.193	DMB	1/16"	0.193	IPG	3.0mm	0.154	CUF	8	J300F8-4135-5
J500	4.135	105.03	1/16"	0.193	DMB	1/16"	0.193	IPG	3/16"	0.150	CUF	8	J50008-4135-5
J500	4.135	105.03	1/16"	0.193	DMB	1/16"	0.193	IPG	3/16"	0.190	CUS	8	J500F8-4135-5
J750	4.135	105.03	1.2mm	0.145	CMR	1.5mm	0.170	IPE	3.0mm	0.152	CUF	8	J75008-4135-5
J750	4.135	105.03	1.2mm	0.145	CMR	1.5mm	0.170	IPE	3.0mm	0.154	CUF	8	J750F8-4135-5

JE PRO SEAL® RINGS

# JE PRO SEAL DIAMETRIC RING CHART

Series	Bore	Bore in mm	TOP RING			SECOND RING			OIL RING			# in Set	Ring Set Part #
			Axial Height	Radial Width	Type	Axial Height	Radial Width	Type	Axial Height	Radial Width	Type		
J912	4.135	105.03	1.2mm	0.154	CUS	1.5mm	0.167	IPC	3.0mm	0.154	CUF	8	J912F8-4135-3
J923	4.135	105.03	1.2mm	0.150	CNR	1.2mm	0.156	DPE	3.0mm	0.152	CUF	8	J92308-4135-2
J925	4.135	105.03	1.2mm	0.150	CNR	1.5mm	0.167	IPC	3.0mm	0.152	CUF	8	J92508-4135-2
J926	4.135	105.03	1.2mm	0.145	CMR	1.2mm	0.156	DPE	3.0mm	0.152	CUF	8	J92608-4135-5
J961	4.135	105.03	1.2mm	0.145	CMR	1.5mm	0.167	IPC	3/16"	0.150	CUF	8	J96108-4135-5
JG31	4.135	105.03	1.2mm	0.150	CNR	1.5mm	0.170	IPE	3.0mm	0.154	CUF	8	JG31F8-4135-2
JG60	4.135	105.03	1.5mm	0.142	CNR	1.5mm	0.170	IPE	3.0mm	0.152	CUF	8	JG6008-4135-5
JG60	4.135	105.03	1.5mm	0.142	CNR	1.5mm	0.170	IPE	3.0mm	0.154	CUF	8	JG60F8-4135-5
JG77	4.135	105.03	.043"	0.171	CNR	.043"	0.177	DPE	3.0mm	0.152	CUF	6	JG7706-4135-5
JG77	4.135	105.03	.043"	0.171	CNR	.043"	0.177	DPE	3.0mm	0.152	CUF	8	JG7708-4135-5
JG77	4.135	105.03	.043"	0.171	CNR	.043"	0.177	DPE	3.0mm	0.154	CUF	8	JG77F8-4135-5
J750	4.140	105.16	1.2mm	0.145	CMR	1.5mm	0.171	IPE	3.0mm	0.152	CUF	8	J75008-4140-5
J100	4.145	105.28	1/16"	0.192	DMB	1/16"	0.193	IPT	3/16"	0.150	CUF	8	J10008-4145-5
J100	4.145	105.28	1/16"	0.192	DMB	1/16"	0.193	IPT	3/16"	0.190	CUS	8	J100F8-4145-5
J300	4.145	105.28	1/16"	0.192	DMB	1/16"	0.193	IPT	3.0mm	0.152	CUF	8	J30008-4145-5
J300	4.145	105.28	1/16"	0.192	DMB	1/16"	0.193	IPT	3.0mm	0.155	CUF	8	J300F8-4145-5
J500	4.145	105.28	1/16"	0.192	DMB	1/16"	0.193	IPG	3/16"	0.150	CUF	8	J50008-4145-5
J500	4.145	105.28	1/16"	0.192	DMB	1/16"	0.193	IPG	3/16"	0.190	CUS	8	J500F8-4145-5
J714	4.145	105.28	.043"	0.161	CMK	.043"	0.170	DPE	3.0mm	0.152	CUF	8	J71408-4145-5
J714	4.145	105.28	.043"	0.161	CMK	.043"	0.170	DPE	3.0mm	0.152	CUF	8	J714F8-4145-5
J750	4.145	105.28	1.2mm	0.145	CMR	1.5mm	0.170	IPE	3.0mm	0.152	CUF	8	J75008-4145-5
J750	4.145	105.28	1.2mm	0.145	CMR	1.5mm	0.170	IPE	3.0mm	0.155	CUF	8	J750F8-4145-5
J751	4.145	105.28	1.2mm	0.145	CMR	1.5mm	0.167	IPC	3.0mm	0.155	CUF	8	J751F8-4145-5
J912	4.145	105.28	1.2mm	0.162	CUS	1.5mm	0.167	IPC	3.0mm	0.152	CUF	8	J91208-4145-3
J912	4.145	105.28	1.2mm	0.162	CUS	1.5mm	0.167	IPC	3.0mm	0.155	CUF	8	J912F8-4145-3
J926	4.145	105.28	1.2mm	0.145	CMR	1.2mm	0.155	DPE	3.0mm	0.152	CUF	8	J92608-4145-5
J926	4.145	105.28	1.2mm	0.145	CMR	1.2mm	0.155	DPE	3.0mm	0.155	CUF	8	J926F8-4145-5
JG77	4.145	105.28	.043"	0.171	CNR	.043"	0.177	DPE	3.0mm	0.152	CUF	8	JG7708-4145-5
JG77	4.145	105.28	.043"	0.171	CNR	.043"	0.177	DPE	3.0mm	0.150	CUF	8	JG77F8-4145-5
S100	4.145	105.28	1/16"	0.195	DMB	1/16"	0.195	IPT	3/16"	0.187	CUF	8	S100S8-4145-5
J680	4.145	105.28	1.5mm	0.151	CMS	1.5mm	0.171	IPE	3.0mm	0.152	CUF	8	J68008-4145-5
J70T	4.150	105.41	.043"	0.160	DMR	1.5mm	0.167	IPC	3.0mm	0.155	CUF	8	J70TF8-4150-5
J100	4.155	105.54	1/16"	0.192	DMB	1/16"	0.193	IPT	3/16"	0.150	CUF	8	J10008-4155-5
J100	4.155	105.54	1/16"	0.192	DMB	1/16"	0.193	IPT	3/16"	0.190	CUS	8	J100F8-4155-5
J103	4.155	105.54	1/16"	0.192	DMB	1/16"	0.178	DPE	3/16"	0.150	CUF	8	J10308-4155-5
J103	4.155	105.54	1/16"	0.192	DMB	1/16"	0.178	DPE	3/16"	0.190	CUS	8	J103F8-4155-5
J300	4.155	105.54	1/16"	0.192	DMB	1/16"	0.193	IPT	3.0mm	0.152	CUF	8	J30008-4155-5
J300	4.155	105.54	1/16"	0.192	DMB	1/16"	0.193	IPT	3.0mm	0.155	CUF	8	J300F8-4155-5
J500	4.155	105.54	1/16"	0.192	DMB	1/16"	0.193	IPG	3/16"	0.150	CUF	8	J50008-4155-5
J500	4.155	105.54	1/16"	0.192	DMB	1/16"	0.193	IPG	3/16"	0.190	CUS	8	J500F8-4155-5
J690	4.155	105.54	1.5mm	0.160	DMR	1.5mm	0.167	IPC	3/16"	0.150	CUF	8	J69008-4155-0
J714	4.155	105.54	.043"	0.161	CMK	.043"	0.170	DPE	3.0mm	0.152	CUF	8	J71408-4155-5
J714	4.155	105.54	.043"	0.161	CMK	.043"	0.170	DPE	3.0mm	0.152	CUF	8	J714F8-4155-5
J750	4.155	105.54	1.2mm	0.145	CMR	1.5mm	0.170	IPE	3.0mm	0.152	CUF	8	J75008-4155-5
J750	4.155	105.54	1.2mm	0.145	CMR	1.5mm	0.170	IPE	3.0mm	0.155	CUF	8	J750F8-4155-5
J820	4.155	105.54	1/16"	0.192	HPB	1/16"	0.193	IPT	3/16"	0.150	CUF	8	J82008-4155-5
J820	4.155	105.54	1/16"	0.192	HPB	1/16"	0.193	IPT	3/16"	0.190	CUS	8	J820F8-4155-5
J926	4.155	105.54	1.2mm	0.145	CMR	1.2mm	0.156	DPE	3.0mm	0.152	CUF	8	J92608-4155-5
J926	4.155	105.54	1.2mm	0.145	CMR	1.2mm	0.156	DPE	3.0mm	0.155	CUF	8	J926F8-4155-5
J961	4.155	105.54	1.2mm	0.145	CMR	1.5mm	0.167	IPC	3/16"	0.190	CUS	8	J961F8-4155-5
JG31	4.155	105.54	1.2mm	0.150	CNR	1.5mm	0.170	IPE	3.0mm	0.155	CUF	8	JG31F8-4155-3
JG33	4.155	105.54	1.2mm	0.150	CNR	1.2mm	0.156	DPE	3.0mm	0.152	CUF	8	JG3308-4155-3
JG77	4.155	105.54	.043"	0.171	CNR	.043"	0.170	DPE	3.0mm	0.152	CUF	8	JG7708-4155-5
JG77	4.155	105.54	.043"	0.171	CNR	.043"	0.170	DPE	3.0mm	0.155	CUF	8	JG77F8-4155-5
S100	4.155	105.54	1/16"	0.195	DMB	1/16"	0.195	IPT	3/16"	0.187	CUF	8	S100S8-4155-5
J100	4.165	105.79	1/16"	0.194	DMB	1/16"	0.194	IPT	3/16"	0.150	CUF	8	J10008-4165-5
J100	4.165	105.79	1/16"	0.194	DMB	1/16"	0.194	IPT	3/16"	0.190	CUS	8	J100F8-4165-5
J103	4.165	105.79	1/16"	0.194	DMB	1/16"	0.178	DPE	3/16"	0.150	CUF	8	J10308-4165-5
J103	4.165	105.79	1/16"	0.194	DMB	1/16"	0.178	DPE	3/16"	0.190	CUS	8	J103F8-4165-5
J300	4.165	105.79	1/16"	0.194	DMB	1/16"	0.194	IPT	3.0mm	0.152	CUF	8	J30008-4165-5

JE PRO SEAL® RINGS





## JE PRO SEAL DIAMETRIC RING CHART

Series	Bore	Bore in mm	TOP RING			SECOND RING			OIL RING			# in Set	Ring Set Part #
			Axial Height	Radial Width	Type	Axial Height	Radial Width	Type	Axial Height	Radial Width	Type		
J300	4.165	105.79	1/16"	0.194	DMB	1/16"	0.194	IPT	3.0mm	0.155	CUF	8	J300F8-4165-5
J500	4.165	105.79	1/16"	0.194	DMB	1/16"	0.194	IPG	3/16"	0.150	CUF	8	J50008-4165-5
J500	4.165	105.79	1/16"	0.194	DMB	1/16"	0.194	IPG	3/16"	0.190	CUS	8	J500F8-4165-5
J714	4.165	105.79	.043"	0.161	CMK	.043"	0.170	DPE	3.0mm	0.152	CUF	8	J71408-4165-5
J750	4.165	105.79	1.2mm	0.145	CMR	1.5mm	0.170	IPE	3.0mm	0.152	CUF	8	J75008-4165-5
J750	4.165	105.79	1.2mm	0.145	CMR	1.5mm	0.170	IPE	3.0mm	0.155	CUF	8	J750F8-4165-5
J820	4.165	105.79	1/16"	0.192	HPB	1/16"	0.194	IPT	3/16"	0.150	CUF	8	J82008-4165-5
J820	4.165	105.79	1/16"	0.192	HPB	1/16"	0.194	IPT	3/16"	0.190	CUS	8	J820F8-4165-5
J941	4.165	105.79	1.2mm	0.145	CMR	.043"	0.170	IPC	3.0mm	0.152	CUF	8	J94108-4165-5
JG77	4.165	105.79	.043"	0.171	CNR	.043"	0.170	DPE	3.0mm	0.152	CUF	8	JG7708-4165-5
JG77	4.165	105.79	.043"	0.171	CNR	.043"	0.170	DPE	3.0mm	0.151	CUF	8	JG77F8-4165-5
S100	4.165	105.79	1/16"	0.195	DMB	1/16"	0.195	IPT	3/16"	0.192	CUF	8	S100S8-4165-5
J100	4.185	106.30	1/16"	0.192	DMB	1/16"	0.194	IPT	3/16"	0.190	CUS	8	J100F8-4185-5
J103	4.185	106.30	1/16"	0.192	DMB	1/16"	0.178	DPE	3/16"	0.190	CUS	8	J103F8-4185-5
J300	4.185	106.30	1/16"	0.192	DMB	1/16"	0.194	IPT	3.0mm	0.152	CUF	8	J30008-4185-5
J820	4.185	106.30	1/16"	0.192	HPB	1/16"	0.194	IPT	3/16"	0.190	CUS	8	J820F8-4185-5
J840	4.185	106.30	.043"	0.192	HPB	1/16"	0.194	IPT	3/16"	0.190	CUS	8	J840F8-4185-5
J880	4.185	106.30	D017	0.173	DMD	1/16"	0.194	IPT	3/16"	0.190	CUS	8	J880F8-4185-5
J880	4.185	106.30	D017	0.173	DMD	1/16"	0.194	IPT	3/16"	0.197	CUF	8	J880H8-4185-5
JG31	4.185	106.30	1.2mm	0.150	CNR	1.5mm	0.170	IPE	3.0mm	0.152	ECUF	8	JG3108-4185-3
JG77	4.185	106.30	.043"	0.171	CNR	.043"	0.170	DPE	3.0mm	0.152	CUF	8	JG7708-4185-5
J714	4.185	106.30	.043"	0.161	CMK	.043"	0.170	DPE	3.0mm	0.152	CUF	8	J71408-4185-5
S100	4.185	106.30	1/16"	0.198	DMK	1/16"	0.198	IPT	3/16"	0.192	CUF	8	S100S8-4185-5
S100	4.195	106.55	1/16"	0.197	DMB	1/16"	0.196	IPT	3/16"	0.197	CUF	8	S100S8-4195-5
J100	4.210	106.93	1/16"	0.194	DMB	1/16"	0.194	IPT	3/16"	0.190	CUF	8	J100F8-4210-5
S100	4.210	106.93	1/16"	0.199	DMB	1/16"	0.199	IPT	3/16"	0.192	CUF	8	S100S8-4210-5
J100	4.250	107.95	1/16"	0.198	DMB	1/16"	0.198	IPT	3/16"	0.150	CUF	8	J10008-4250-5
J100	4.250	107.95	1/16"	0.198	DMB	1/16"	0.198	IPT	3/16"	0.190	CUS	8	J100F8-4250-5
J880	4.250	107.95	D017	0.173	DMD	1/16"	0.198	IPT	3/16"	0.190	CUS	8	J880F8-4250-5
J880	4.250	107.95	D017	0.173	DMD	1/16"	0.198	IPT	3/16"	0.201	CUF	8	J880H8-4250-5
S100	4.255	108.08	1/16"	0.201	DMK	1/16"	0.201	IPT	3/16"	0.182	CUF	8	S100S8-4255-5
S100	4.265	108.33	1/16"	0.198	DMB	1/16"	0.198	IPT	3/16"	0.182	CUF	8	S100S8-4265-5
JE00	4.270	108.46	5/64"	0.198	IEB	5/64"	0.198	IPT	3/16"	0.190	CUF	8	JE00F8-4270-0
J100	4.280	108.71	1/16"	0.198	DMB	1/16"	0.198	IPT	3/16"	0.150	CUF	8	J10008-4280-5
J100	4.280	108.71	1/16"	0.198	DMB	1/16"	0.198	IPT	3/16"	0.190	CUS	8	J100F8-4280-5
J820	4.280	108.71	1/16"	0.198	HPB	1/16"	0.198	IPT	3/16"	0.150	CUF	8	J82008-4280-5
J820	4.280	108.71	1/16"	0.198	HPB	1/16"	0.198	IPT	3/16"	0.190	CUS	8	J820F8-4280-5
JE00	4.280	108.71	5/64"	0.198	IEB	5/64"	0.198	IPT	3/16"	0.190	CUF	8	JE00F8-4280-0
JP00	4.280	108.71	5/64"	0.198	DMB	5/64"	0.198	IPT	3/16"	0.150	CUF	8	JP0008-4280-5
JP00	4.280	108.71	5/64"	0.198	DMB	5/64"	0.198	IPT	3/16"	0.190	CUS	8	JP00F8-4280-5
S100	4.280	108.71	1/16"	0.200	DMB	1/16"	0.200	IPT	3/16"	0.200	CUS	8	S100S8-4280-5
S100	4.285	108.84	1/16"	0.202	DMB	1/16"	0.202	IPT	3/16"	0.197	CUF	8	S100S8-4285-5
S100	4.290	108.97	1/16"	0.202	DMB	1/16"	0.202	IPT	3/16"	0.197	CUF	8	S100S8-4290-5
J100	4.310	109.47	1/16"	0.198	DMB	1/16"	0.198	IPT	3/16"	0.150	CUF	8	J10008-4310-5
J100	4.310	109.47	1/16"	0.198	DMB	1/16"	0.198	IPT	3/16"	0.190	CUS	8	J100F8-4310-5
J200	4.310	109.47	.043"	0.200	DMB	1/16"	0.198	IPT	3/16"	0.150	CUF	8	J20008-4310-5
J200	4.310	109.47	.043"	0.200	DMB	1/16"	0.198	IPT	3/16"	0.190	CUS	8	J200F8-4310-5
J820	4.310	109.47	1/16"	0.198	HPB	1/16"	0.198	IPT	3/16"	0.150	CUF	8	J82008-4310-5
J820	4.310	109.47	1/16"	0.198	HPB	1/16"	0.198	IPT	3/16"	0.190	CUS	8	J820F8-4310-5
J890	4.310	109.47	D017	0.173	DMD	1/16"	0.198	IPT	3/16"	0.190	CUS	8	J890F8-4310-5
JE00	4.310	109.47	5/64"	0.198	IEB	5/64"	0.198	IPT	3/16"	0.150	CUF	8	JE0008-4310-0
JE00	4.310	109.47	5/64"	0.198	IEB	5/64"	0.198	IPT	3/16"	0.190	CUF	8	JE00F8-4310-0
S100	4.310	109.47	1/16"	0.202	DMB	1/16"	0.202	IPT	3/16"	0.205	CUF	8	S100S8-4310-5
J100	4.320	109.73	1/16"	0.201	DMB	1/16"	0.201	IPT	3/16"	0.150	CUF	8	J10008-4320-5
J100	4.320	109.73	1/16"	0.201	DMB	1/16"	0.201	IPT	3/16"	0.190	CUS	8	J100F8-4320-5
JE00	4.320	109.73	5/64"	0.201	IEB	5/64"	0.198	IPT	3/16"	0.190	CUF	8	JE00F8-4320-0
S100	4.320	109.73	1/16"	0.205	DMB	1/16"	0.205	IPT	3/16"	0.187	CUF	8	S100S8-4320-5
J100	4.350	110.49	1/16"	0.201	DMB	1/16"	0.201	IPT	3/16"	0.150	CUF	8	J10008-4350-5
J100	4.350	110.49	1/16"	0.201	DMB	1/16"	0.201	IPT	3/16"	0.190	CUS	8	J100F8-4350-5
S100	4.350	110.49	1/16"	0.205	DMB	1/16"	0.205	IPT	3/16"	0.192	CUF	8	S100S8-4350-5

JE PRO SEAL® RINGS



## JE PRO SEAL DIAMETRIC RING CHART

Series	Bore	Bore in mm	TOP RING			SECOND RING			OIL RING			# in Set	Ring Set Part #
			Axial Height	Radial Width	Type	Axial Height	Radial Width	Type	Axial Height	Radial Width	Type		
J100	4.360	110.74	1/16"	0.203	DMB	1/16"	0.203	IPT	3/16"	0.150	CUF	8	J10008-4360-5
J100	4.360	110.74	1/16"	0.203	DMB	1/16"	0.203	IPT	3/16"	0.190	CUS	8	J100F8-4360-5
S100	4.360	110.74	1/16"	0.206	DMB	1/16"	0.206	IPT	3/16"	0.192	CUF	8	S100S8-4360-5
J100	4.375	111.13	1/16"	0.204	DMB	1/16"	0.204	IPT	3/16"	0.150	CUF	8	J10008-4375-5
J100	4.375	111.13	1/16"	0.204	DMB	1/16"	0.204	IPT	3/16"	0.190	CUS	8	J100F8-4375-5
J880	4.375	111.13	D017	0.173	DMD	1/16"	0.204	IPT	3/16"	0.190	CUS	8	J880F8-4375-5
J880	4.375	111.13	D017	0.173	DMD	1/16"	0.204	IPT	3/16"	0.197	CUF	8	J880H8-4375-5
J890	4.375	111.13	D017	0.173	DMD	1/16"	0.204	IPT	3/16"	0.190	CUS	8	J890F8-4375-5
J890	4.375	111.13	D017	0.173	DMD	1/16"	0.204	IPT	3/16"	0.197	CUF	8	J890H8-4375-5
S100	4.375	111.13	1/16"	0.206	DMB	1/16"	0.207	IPT	3/16"	0.200	CUF	8	S100S8-4375-5
J100	4.390	111.51	1/16"	0.203	DMB	1/16"	0.203	IPT	3/16"	0.150	CUF	8	J10008-4390-5
J100	4.390	111.51	1/16"	0.203	DMB	1/16"	0.203	IPT	3/16"	0.190	CUS	8	J100F8-4390-5
S100	4.390	111.51	1/16"	0.205	DMB	1/16"	0.206	IPT	3/16"	0.197	CUF	8	S100S8-4390-5
S100	4.400	111.76	1/16"	0.205	DMK	1/16"	0.200	IPT	3/16"	0.192	CUF	8	S100S8-4400-0
S100	4.420	112.27	1/16"	0.205	DMK	1/16"	0.200	IPT	3/16"	0.192	CUF	8	S100S8-4420-5
J100	4.440	112.78	1/16"	0.207	DMB	1/16"	0.207	IPT	3/16"	0.155	CUF	8	J10008-4440-5
J100	4.440	112.78	1/16"	0.207	DMB	1/16"	0.207	IPT	3/16"	0.190	CUS	8	J100F8-4440-5
J200	4.440	112.78	.043"	0.207	DMB	1/16"	0.207	IPT	3/16"	0.155	CUF	8	J20008-4440-5
J200	4.440	112.78	.043"	0.207	DMB	1/16"	0.207	IPT	3/16"	0.190	CUS	8	J200F8-4440-5
S100	4.440	112.78	1/16"	0.205	DMK	1/16"	0.200	IPT	3/16"	0.192	CUF	8	S100S8-4440-5
J830	4.468	113.49	2.0mm	0.200	DMK	1.5mm	0.200	IPT	4.0mm	0.130	CUF	8	J83008-4468
J850	4.468	113.49	2.0mm	0.200	DMK	5/64"	0.200	IPT	3/16"	0.150	CUF	8	J85008-4468
J100	4.470	113.54	1/16"	0.207	DMB	1/16"	0.208	IPT	3/16"	0.205	CUF	8	J100S8-4470-5
S100	4.470	113.54	1/16"	0.208	DMB	1/16"	0.208	IPT	3/16"	0.205	CUF	8	S100S8-4470-5
J100	4.500	114.30	1/16"	0.210	DMB	1/16"	0.210	IPT	3/16"	0.155	CUF	8	J10008-4500-5
J100	4.500	114.30	1/16"	0.210	DMB	1/16"	0.210	IPT	3/16"	0.190	CUS	8	J100F8-4500-5
J200	4.500	114.30	.043"	0.210	DMB	1/16"	0.210	IPT	3/16"	0.155	CUF	8	J20008-4500-5
J200	4.500	114.30	.043"	0.210	DMB	1/16"	0.210	IPT	3/16"	0.190	CUS	8	J200F8-4500-5
J300	4.500	114.30	1/16"	0.210	DMB	1/16"	0.210	IPT	3.0mm	0.152	CUF	8	J30008-4500-5
J820	4.500	114.30	1/16"	0.210	HPB	1/16"	0.210	IPT	3/16"	0.155	CUF	8	J82008-4500-5
J820	4.500	114.30	1/16"	0.210	HPB	1/16"	0.210	IPT	3/16"	0.190	CUS	8	J820F8-4500-5
J890	4.500	114.30	D017	0.173	DMD	1/16"	0.210	IPT	3/16"	0.190	CUS	8	J890F8-4500-5
JG77	4.500	114.30	.043"	0.171	CNR	.043"	0.170	DPE	3.0mm	0.152	CUF	8	JG7708-4500-5
JG86	4.500	114.30	.043"	0.171	CNR	1/16"	0.210	IPT	3/16"	0.155	CUF	8	JG8608-4500-5
JG86	4.500	114.30	.043"	0.171	CNR	1/16"	0.210	IPT	3/16"	0.190	CUS	8	JG86F8-4500-5
S100	4.500	114.30	1/16"	0.206	DMB	1/16"	0.206	IPT	3/16"	0.200	CUF	8	S100S8-4500-5
J100	4.530	115.06	1/16"	0.210	DMB	1/16"	0.210	IPT	3/16"	0.150	CUF	8	J10008-4530-5
J100	4.530	115.06	1/16"	0.210	DMB	1/16"	0.210	IPT	3/16"	0.182	CUF	8	J100F8-4530-5
J820	4.530	115.06	1/16"	0.210	HPB	1/16"	0.210	IPT	3/16"	0.150	CUF	8	J82008-4530-5
J820	4.530	115.06	1/16"	0.210	HPB	1/16"	0.210	IPT	3/16"	0.182	CUF	8	J820F8-4530-5
J890	4.530	115.06	D017	0.173	DMD	1/16"	0.210	IPT	3/16"	0.182	CUS	8	J890F8-4530-5
JG77	4.530	115.06	.043"	0.171	CNR	.043"	0.170	DPE	3.0mm	0.150	CUF	8	JG7708-4530-5
JG86	4.530	115.06	.043"	0.171	CNR	1/16"	0.210	IPT	3/16"	0.150	CUF	8	JG8608-4530-5
JG86	4.530	115.06	.043"	0.171	CNR	1/16"	0.210	IPT	3/16"	0.182	CUF	8	JG86F8-4530-5
S100	4.530	115.06	1/16"	0.206	DMB	1/16"	0.206	IPT	3/16"	0.182	CUF	8	S100S8-4530-5
J100	4.560	115.82	1/16"	0.212	DMB	1/16"	0.210	IPT	3/16"	0.150	CUF	8	J10008-4560-5
J100	4.560	115.82	1/16"	0.212	DMB	1/16"	0.210	IPT	3/16"	0.190	CUS	8	J100H8-4560-5
J100	4.560	115.82	1/16"	0.212	DMB	1/16"	0.210	IPT	3/16"	0.201	CUF	8	J100S8-4560-5
J820	4.560	115.82	1/16"	0.210	HPB	1/16"	0.210	IPT	3/16"	0.190	CUS	8	J820H8-4560-5
JG77	4.560	115.82	.043"	0.171	CNR	.043"	0.170	DPE	3.0mm	0.150	CUF	8	JG7708-4560-5
JG86	4.560	115.82	.043"	0.171	CNR	1/16"	0.210	IPT	3/16"	0.150	CUF	8	JG8608-4560-5
JG86	4.560	115.82	.043"	0.171	CNR	1/16"	0.210	IPT	3/16"	0.197	LCUF	8	JG86F8-4560-5
JG86	4.560	115.82	.043"	0.171	CNR	1/16"	0.210	IPT	3/16"	0.190	CUS	8	JG86H8-4560-5
S100	4.560	115.82	1/16"	0.212	DMB	1/16"	0.206	IPT	3/16"	0.200	CUF	8	S100S8-4560-5
J100	4.580	116.33	1/16"	0.212	DMB	1/16"	0.212	IPT	3/16"	0.190	CUS	8	J100H8-4580-5
J100	4.600	116.84	1/16"	0.212	DMB	1/16"	0.212	IPT	3/16"	0.201	CUF	8	J100S8-4600-5
J100	4.600	116.84	1/16"	0.212	DMB	1/16"	0.212	IPT	3/16"	0.150	CUF	8	J100U8-4600-5
J300	4.600	116.84	1/16"	0.212	DMB	1/16"	0.218	IPT	3.0mm	0.149	CUF	8	J300F8-4600-5
J400	4.600	116.84	.043"	0.212	DMB	1/16"	0.212	IPT	3.0mm	0.149	CUF	8	J400F8-4600-5
J820	4.600	116.84	1/16"	0.210	HPB	1/16"	0.212	IPT	3/16"	0.201	CUF	8	J820S8-4600-5

JE PRO SEAL® RINGS



## JE PRO SEAL DIAMETRIC RING CHART

Series	Bore	Bore in mm	TOP RING			SECOND RING			OIL RING			# in Set	Ring Set Part #
			Axial Height	Radial Width	Type	Axial Height	Radial Width	Type	Axial Height	Radial Width	Type		
JG71	4.600	116.84	.043"	0.171	CNR	1/16"	0.218	IPT	3/16"	0.150	CUF	8	JG71U8-4600-5
JG73	4.600	116.84	.043"	0.171	CNR	.043"	0.170	DPE	3/16"	0.150	CUF	8	JG73U8-4600-5
JG77	4.600	116.84	.043"	0.171	CNR	.043"	0.170	DPE	3.0mm	0.150	CUF	8	JG7708-4600-5
JG77	4.600	116.84	.043"	0.171	CNR	.043"	0.170	DPE	3.0mm	0.150	CUF	8	JG77F8-4600-5
JG86	4.600	116.84	.043"	0.171	CNR	1/16"	0.218	IPT	3/16"	0.150	CUF	8	JG8608-4600-5
JG86	4.600	116.84	.043"	0.171	CNR	1/16"	0.218	IPT	3/16"	0.197	LCUF	8	JG86F8-4600-5
JG86	4.600	116.84	.043"	0.171	CNR	1/16"	0.218	IPT	3/16"	0.205	CUF	8	JG86S8-4600-5
JG86	4.600	116.84	.043"	0.171	CNR	1/16"	0.218	IPT	3/16"	0.150	CUF	8	JG86U8-4600-5
S100	4.600	116.84	1/16"	0.197	DMB	1/16"	0.206	IPT	3/16"	0.187	CUF	8	S100S8-4600-5
J100	4.610	117.09	1/16"	0.212	DMB	1/16"	0.212	IPT	3/16"	0.190	CUS	8	J100H8-4610-5
JG73	4.610	117.09	.043"	0.171	CNR	.043"	0.170	DPE	3/16"	0.200	CUF	8	JG73F8-4610-5
JG77	4.610	117.09	.043"	0.171	CNR	.043"	0.210	IPT	3.0mm	0.153	CUF	8	JG7708-4610-5
JG86	4.610	117.09	.043"	0.171	CNR	1/16"	0.195	DPE	3/16"	0.190	CUS	8	JG86H8-4610-5
J100	4.625	117.48	1/16"	0.212	DMB	1/16"	0.212	IPT	3/16"	0.201	CUF	8	J100S8-4625-5
JG73	4.625	117.48	.043"	0.171	CNR	.043"	0.170	DPE	3/16"	0.200	CUF	8	JG73S8-4625-5
JG77	4.625	117.48	.043"	0.171	CNR	.043"	0.170	DPE	3.0mm	0.152	CUF	8	JG7708-4625-5
JG86	4.625	117.48	.043"	0.171	CNR	1/16"	0.208	IPT	3/16"	0.200	CUF	8	JG86S8-4625-5

## CUSTOM RINGS

### JE OFFERS CUSTOM RINGS

#### DON'T SEE WHAT YOU NEED?

JE Pistons' new custom piston ring services include back cutting, dyke cutting, lapping, grinding, and PVD coating. These services, the same used by top NHRA Pro Stock and NASCAR teams, are now available to the public and offer tremendous gains in durability and power through reduced friction and improved ring seal. With options ranging from mild to wild, custom ring packages are the secret sauce that can take your racing program to the next level. Give our team a call today to get your custom rings started.

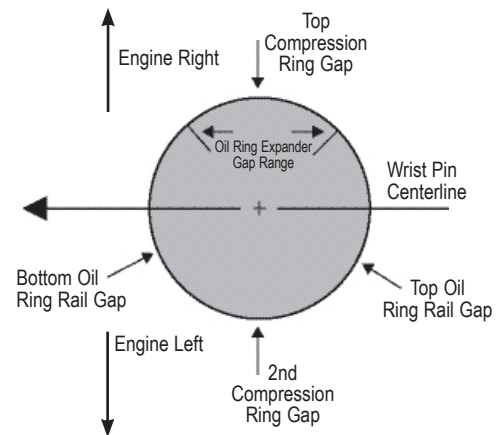
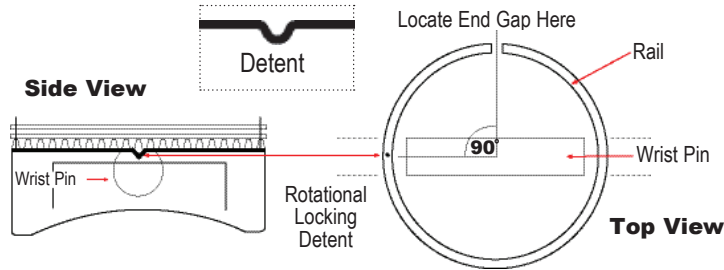
- LAPPING REDUCES RING-LAND FRICTION
- BACK-CUTTING TO ADJUST TENSION
- GRINDING FOR CUSTOM RING HEIGHTS
- PVD COATING FOR INCREASED DURABILITY



JE PRO SEAL® RINGS

## RAIL SUPPORTS AND RING PLACEMENT

JE Rail Supports feature a special locking detent to prevent rotation of the oil rail and keep the rail support gap 90° from the pin bore opening on the piston. This JE exclusive feature prevents the rail from rotating in the oil ring groove. Oil rail supports prevent the oil ring rails from spiraling off of pistons with short compression distances.

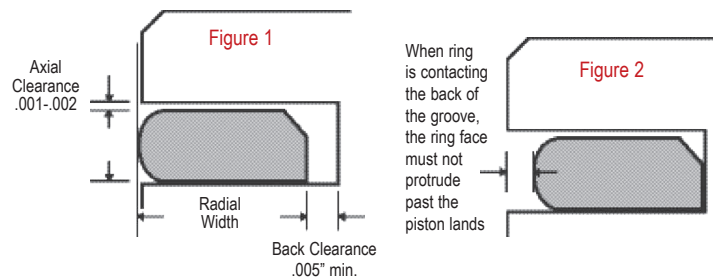


BORE RANGE	GRAMS	PART NO	BORE RANGE	GRAMS	PART NO	BORE RANGE	GRAMS	PART NO
2.999-3.039	4	<b>3000-122</b>	3.810-3.839	7	<b>3812-173</b>	4.310-4.349	9	<b>4310-193</b>
3.040-3.069	4	<b>3040-122</b>	3.840-3.874	7	<b>3840-173</b>	4.350-4.374	9	<b>4350-193</b>
3.070-3.114	4	<b>3070-122</b>	3.875-3.904	7	<b>3875-173</b>	4.375-4.404	9	<b>4375-193</b>
3.115-3.169	4	<b>3115-122</b>	3.905-3.934	7	<b>3905-173</b>	4.405-4.437	9	<b>4405-193</b>
3.230-3.285	4	<b>3230-122</b>	3.935-3.959	7	<b>3935-173</b>	4.438-4.469	9	<b>4440-203</b>
3.286-3.344	4	<b>3285-122</b>	3.960-3.998	7	<b>3960-173</b>	4.470-4.499	9	<b>4470-203</b>
3.345-3.384	4	<b>3346-122</b>	3.999-4.029	8	<b>4000-183</b>	4.500-4.529	10	<b>4500-203</b>
3.385-3.423	4	<b>3385-122</b>	4.030-4.059	8	<b>4030-183</b>	4.530-4.559	10	<b>4530-203</b>
3.424-3.464	4	<b>3425-122</b>	4.060-4.079	8	<b>4060-183</b>	4.560-4.599	10	<b>4562-203</b>
3.465-3.509	5	<b>3465-142</b>	4.080-4.119	8	<b>4080-183</b>	4.600-4.635	10	<b>4600-203</b>
3.510-3.559	5	<b>3510-142</b>	4.120-4.154	8	<b>4125-183</b>	4.636-4.674	10	<b>4636-203</b>
3.560-3.604	6	<b>3560-142</b>	4.155-4.184	8	<b>4155-183</b>	4.675-4.700	10	<b>4675-203</b>
3.605-3.654	6	<b>3605-162</b>	4.185-4.214	8	<b>4185-183</b>			
3.655-3.699	6	<b>3655-162</b>	4.215-4.247	8	<b>4215-183</b>			
3.700-3.747	6	<b>3700-162</b>	4.215-4.247	8	<b>4215-162</b>			
3.748-3.774	7	<b>3750-162</b>	4.248-4.279	9	<b>4250-193</b>			
3.775-3.809	7	<b>3775-162</b>	4.280-4.309	9	<b>4280-193</b>			

## RING INSTALLATION GUIDELINES

**IMPORTANT: BEFORE FILING RINGS** - Check each individual ring in its corresponding piston ring groove to ensure proper ring groove depth (radial back clearance) and axial clearance (height) (fig. 1 & 2). Proper cylinder finish (honing), ring end-gap, and lubrication are critical to achieving optimum ring seal.

RING GAP CHART	Minimum Gap Per Inch of Bore		
	Top Ring	2nd Ring	Oil Ring Rail
Application	Bore x	Bore x	Min. Gap
High-Perf. Street/Strip	.0045"	.0050"	.015"
Street Moderate Turbo/Nitrous	.0050"	.0055"	.015"
Late Model Stock	.0050"	.0053"	.015"
Circle Track/Drag Race	.0055"	.0057"	.015"
Nitrous Race Only	.0070"	.0073"	.015"
Blown Race Only	.0060"	.0063"	.015"



### END GAP

End gap is the clearance between the two ends of a piston ring as it is installed in a cylinder. Most high performance and racing engine builders purchase piston rings slightly oversized in order to file fit them to very precise end gaps. Testing has shown measurable increases in horsepower and decreases in blow-by as a result of properly fitting the ring end gap to the operating conditions. Factors such as supercharging,

turbocharging, nitrous oxide, endurance racing and different fuels determine proper ring end gap. Proper ring end gap can be more than double from one engine to the next depending upon the above factors.

At operating temperature, the top ring end gap should be as small as possible, but never touch. Precise machining of the cylinder bores is critical, and is the reason why rings should be fitted to the cylinder in which they are to be installed. A diameter variance

from one cylinder to the next changes the end gap of the rings in that cylinder by a factor of pi (3.1416). For example, a cylinder .001" larger in diameter will increase the ring end gap by  $.001 \times 3.1416 = .003"$ , rounding off, which could increase cylinder leakage in that cylinder and decrease performance.

### RING SETS CONTAINING OIL RAILS WITH A TAB

When installed in a horizontally opposed engine, rail gaps should be installed as shown (fig. 3). The tab rail must be installed below oil ring expander with the tab facing toward the bottom of the ring groove extending into the split oil drain back holes.

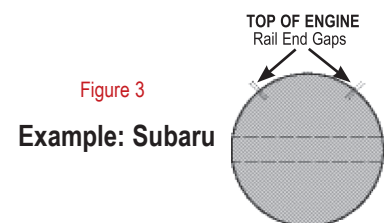


Figure 3

Example: Subaru



## LOCKS

Most JE shelf pistons include double spiro locks as standard equipment. These locks are installed by spreading the lock between 1/8" and 1/4" and rotating the lock into the groove in the piston pin boss. Wire locks are installed in much the same manner but require chamfered wrist pins. Wire locks tend to spread side loads over more of the piston pin boss area and are considered to be a stronger method of holding the pin in place. Hook wire locks have a built in hook at the end gap. The purpose for this style of wire lock is to prevent rotation within the lock groove itself. Tru arc locks fall between these two and can be used with the stock sharp edge wrist pins. The advantage of tru-arc locks is ease of installation and they can be re-used unlike spiro locks, however they are not recommended for medium to high horsepower applications.

### SPIRO LOCKS • SPIRO LOCKS • TRU ARC LOCKS • WIRE LOCKS



#### LOCK LETTER CODES

CS = Carbon Steel, Spiro Lock  
AS = Alloy Steel, Spiro Lock

CT = Carbon Steel, Tru Arc Lock  
MW = Chrome Silicon Wire Lock

SS = Stainless Steel, Spiro Lock  
MH = Chrome Silicon Hook Wire Lock

SPIRO LOCK				
PART #	DIAMETER	THICKNESS	MATERIAL	
490-035-CS	.490"	.035"	CARBON STEEL	
728-035-CS	.748"	.035"	CARBON STEEL	
748-042-CS	.748"	.042"	CARBON STEEL	
812-042-CS	.812"	.042"	CARBON STEEL	
866-042-CS	.866"	.042"	CARBON STEEL	
866-073-CS	.866"	.073"	CARBON STEEL	
927-042-CS	.927"	.042"	CARBON STEEL	
927-073-AS	.927"	.073"	ALLOY	
927-042-SS	.927"	.042"	STAINLESS STEEL	
990-042-CS	.990"	.042"	CARBON STEEL	
990-073-CS	.990"	.073"	CARBON STEEL	
990-042-SS	.990"	.042"	STAINLESS STEEL	
031-037-CS	1.031"	.037"	CARBON STEEL	
031-042-CS	1.031"	.042"	CARBON STEEL	
062-050-CS	1.062"	.050"	CARBON STEEL	
094-037-CS	1.094"	.037"	CARBON STEEL	
094-050-CS	1.094"	.050"	CARBON STEEL	
094-037-SS	1.094"	.037"	STAINLESS STEEL	

ACCESSORIES



## LOCKS

TRU ARC LOCK			
PART #	DIAMETER	THICKNESS	MATERIAL
490-035-CT	.490"	.035"	CARBON STEEL
748-035-CT	.748"	.035"	CARBON STEEL
812-042-CT	.812"	.042"	CARBON STEEL
866-042-CT	.866"	.042"	CARBON STEEL
905-042-CT	.905"	.042"	CARBON STEEL
927-042-CT	.927"	.042"	CARBON STEEL
990-042-CT	.990"	.042"	CARBON STEEL
031-042-CT	1.031"	.042"	CARBON STEEL
094-050-CT	1.094"	.050"	CARBON STEEL

WIRE LOCK			
PART #	DIAMETER	THICKNESS	MATERIAL
512-040-AW	.512"	.040"	ALLOY
551-040-MW	.551"	.040"	CHROME SILICON
591-040-MW	.591"	.040"	CHROME SILICON
630-050-MW	.630"	.050"	CHROME SILICON
669-050-MW	.669"	.050"	CHROME SILICON
708-050-MW	.708"	.050"	CHROME SILICON
708-063-MW	.708"	.063"	CHROME SILICON
728-050-MW	.728"	.050"	CHROME SILICON
748-050-MW	.748"	.050"	CHROME SILICON
748-063-MW	.748"	.063"	CHROME SILICON
767-050-MW	.767"	.050"	CHROME SILICON
787-050-MW	.787"	.050"	CHROME SILICON
787-063-MW	.787"	.063"	CHROME SILICON
827-050-MW	.827"	.050"	CHROME SILICON
827-063-MW	.827"	.063"	CHROME SILICON
866-063-MW	.866"	.063"	CHROME SILICON
866-073-MW	.866"	.073"	CHROME SILICON
905-073-MW	.905"	.073"	CHROME SILICON
927-073-MW	.927"	.073"	CHROME SILICON
945-073-MW	.945"	.073"	CHROME SILICON
990-073-MW	.990"	.073"	CHROME SILICON
031-073-MW	1.031"	.073"	CHROME SILICON
094-073-MW	1.094"	.073"	CHROME SILICON

## BUTTONS

In the past, pin buttons were most often found in blown engine applications using gas, alcohol, and nitro methane. Due to their reputation for durability under the most severe operating conditions, pin buttons have found their way into many endurance and high performance engine applications of all types. Pin buttons work well at any horsepower level; and can be used on anything from a mild 200hp street engine to an 8000hp Top Fuel application.

Due to certain or specific piston designs or applications, the use of an aluminum pin button may be necessary. The primary use of a pin button is to support the oil ring in instances where the oil ring intersects the wrist pin hole. JE can manufacture pin buttons for most any piston combination. Please note; pistons must be specifically designed to use pin buttons. The installation of pin buttons into pistons originally designed to use wire locks or spiro locks will result in severe engine damage. For ordering or technical questions, regarding pin buttons please call your JE sales representative at 714-898-9763.





## TREND PERFORMANCE PINS

JE Pistons is now a distributor of Trend Performance wrist pins!

These Trend wrist pins are made in the USA from premium H-13 steel, making them the perfect upgrade for your high rpm, forced induction, or nitrous motor!

PART #	DIAMETER	LENGTH	WALL THICKNESS	GRAM	
H6692050125C	0.669	2.050	0.125	Chamfer	H-13
H8662000175CD	0.866	2.000	0.175	Chamfer	H-13 DLC Coated
H8662250185C	0.866	2.250	0.185	Chamfer	H-13
H8662250200C	0.866	2.250	0.200	Chamfer	H-13
H8662250225C	0.866	2.250	0.225	Chamfer	H-13
H8662250250C	0.866	2.250	0.250	Chamfer	H-13
H8662500200C	0.866	2.500	0.200	Chamfer	H-13
H9052250205C	0.905	2.250	0.205	Chamfer	H-13
H9052500200C	0.905	2.500	0.200	Chamfer	H-13
H9272250165CD	0.927	2.250	0.165	Chamfer	H-13 DLC Coated
H9272250185C	0.927	2.250	0.185	Chamfer	H-13
H9272250185CD	0.927	2.250	0.185	Chamfer	H-13 DLC Coated
H9272250225C	0.927	2.250	0.225	Chamfer	H-13
H9272500185C	0.927	2.500	0.185	Chamfer	H-13
H9272500225C	0.927	2.500	0.225	Chamfer	H-13
H9272750155C	0.927	2.750	0.155	Chamfer	H-13
H9272750165C	0.927	2.750	0.165	Chamfer	H-13
H9272750185C	0.927	2.750	0.185	Chamfer	H-13
H9272750185CD	0.927	2.750	0.185	Chamfer	H-13 DLC Coated
H9272950185C	0.927	2.950	0.185	Chamfer	H-13
H9902500185C	0.990	2.500	0.185	Chamfer	H-13
H9902930185C	0.990	2.930	0.185	Chamfer	H-13
H9902930250C	0.990	2.930	0.250	Chamfer	H-13
H8662250200D	0.866	2.250	0.200	Straight	H-13 DLC Coated
H8662500155	0.866	2.500	0.155	Straight	H-13
H8662500185	0.866	2.500	0.185	Straight	H-13
H8662500200	0.866	2.500	0.200	Straight	H-13
H8662500220	0.866	2.500	0.220	Straight	H-13
H9052500240	0.905	2.500	0.240	Straight	H-13
H9272500165	0.927	2.500	0.165	Straight	H-13
H9272500185	0.927	2.500	0.185	Straight	H-13
H9272500185T	0.927	2.500	0.185	Straight	H-13 Tapered Wall
H9272500185D	0.927	2.500	0.185	Straight	H-13 DLC Coated
H9272500205	0.927	2.500	0.205	Straight	H-13
H9272500225	0.927	2.500	0.225	Straight	H-13
H9272750155	0.927	2.750	0.155	Straight	H-13
H9272750165	0.927	2.750	0.165	Straight	H-13
H9272750185	0.927	2.750	0.185	Straight	H-13
H9272750205	0.927	2.750	0.205	Straight	H-13
H9272750225	0.927	2.750	0.225	Straight	H-13
H9272950185	0.927	2.950	0.185	Straight	H-13
H9272950205	0.927	2.950	0.205	Straight	H-13
H9272950225	0.927	2.950	0.225	Straight	H-13
H9272950250	0.927	2.950	0.250	Straight	H-13
H9902750185	0.990	2.750	0.185	Straight	H-13
H9902750205	0.990	2.750	0.205	Straight	H-13
H9902915175	0.990	2.915	0.175	Straight	H-13
H9902930155	0.990	2.930	0.155	Straight	H-13
H9902930165	0.990	2.930	0.165	Straight	H-13
H9902930175	0.990	2.930	0.175	Straight	H-13
H9902930185	0.990	2.930	0.185	Straight	H-13
H9902930185D	0.990	2.930	0.185	Straight	H-13 DLC Coated
H9902930200	0.990	2.930	0.200	Straight	H-13
H9902930205	0.990	2.930	0.205	Straight	H-13
H9902930220	0.990	2.930	0.220	Straight	H-13
H9902930225	0.990	2.930	0.225	Straight	H-13
H9902930250	0.990	2.930	0.250	Straight	H-13
H9903100250	0.990	3.100	0.250	Straight	H-13
H10943400250T	1.094	3.400	0.250	Straight	H-13 Tapered Wall
H10943400250	1.094	3.400	0.250	Straight	H-13

## JE PINS DIAMETRIC CHART

### SERIES LEGEND

<b>34 SERIES</b> - DLC CASIDIAM COATED STRAIGHT WALL
<b>38 SERIES</b> - C350 CASIDIAM COATED STRAIGHT WALL
<b>51 SERIES</b> - 5115 LOW CARBON STEEL, CASE HARDENED, STRAIGHT WALL
<b>52 SERIES</b> - 52100 HIGH CARBON STEEL, THROUGH HARDENED, STRAIGHT WALL
<b>55 SERIES</b> - 5115 LOW CARBON STEEL, CASE HARDENED, STRAIGHT WALL
<b>64 SERIES</b> - GKHW DLC COATED STRAIGHT WALL
<b>72 SERIES</b> - 300M STRAIGHT WALL
<b>93 SERIES</b> - 9310 NICKEL CARBON STEEL ALLOY, STRAIGHT WALL
<b>94 SERIES</b> - 9310 NICKEL CARBON STEEL ALLOY WITH DLC COATING
<b>95 SERIES</b> - 9310 NICKEL CARBON STEEL ALLOY, TAPERED WALL
<b>98 SERIES</b> - 9310 NICKEL CARBON STEEL ALLOY WITH CASIDIAM COATING
<b>5D SERIES</b> - 52100 HIGH CARBON STEEL, THROUGH HARDENED, STRAIGHT WALL DLC COATED
<b>9B SERIES</b> - 9310 NICKEL CARBON STEEL ALLOY WITH DLC COATING
<b>9D SERIES</b> - 9310 NICKEL CARBON STEEL ALLOY WITH DLC COATING
<b>CT SERIES</b> - S7 THROUGH HARDENED TAPERED WALL
<b>PC SERIES</b> - 9310 NICKEL CARBON STEEL ALLOY TAPERED WALL DLC COATED
<b>PE SERIES</b> - 9310 NICKEL CARBON STEEL ALLOY TAPERED WALL DLC COATED
<b>PS SERIES</b> - 9310 NICKEL CARBON STEEL ALLOY PRECISION STRAIGHT WALL
<b>PT SERIES</b> - 9310 NICKEL CARBON STEEL ALLOY PRECISION TAPERED WALL
<b>TS SERIES</b> - H13 TOOL STEEL ALLOY, STRAIGHT WALL
<b>TT SERIES</b> - H13 TOOL STEEL ALLOY, TAPERED WALL

## JE PINS DIAMETRIC CHART

PART #	DIAMETER	LENGTH	WALL THICKNESS	GRAM
490-1908-06-51S	.490"	1.908"	.060"	22
490-2075-09-55S	.490"	2.750"	.090"	
512-1535-10-5XC	.512"	1.535"	.100"	
551-1650-12-93C	.551"	1.650"	.120"	34
591-1500-14-PTC	.591"	1.500"	.140"	
591-1650-14-PEC	.591"	1.650"	.140"	
591-1650-14-TTC	.591"	1.650"	.140"	
591-1750-10-93C	.591"	1.750"	.100"	35
591-2050-10-52C	.591"	2.050"	.100"	42
591-2050-10-TSC	.591"	2.050"	.100"	42
591-2050-11-51C	.591"	2.050"	.110"	43
630-1500-14-93C	.630"	1.500"	.140"	42
630-1500-14-9DC	.630"	1.500"	.140"	
630-1500-14-PEC	.630"	1.500"	.140"	
630-1500-14-PTC	.630"	1.500"	.140"	
630-1650-12-93C	.630"	1.650"	.120"	40
630-1650-14-PCC	.630"	1.650"	.140"	
630-1650-14-PEC	.630"	1.650"	.140"	
630-1650-14-PTC	.630"	1.650"	.140"	42
630-1650-14-TTC	.630"	1.650"	.140"	
630-1750-12-93C	.630"	1.750"	.120"	43
630-2050-14-95C	.630"	2.050"	.140"	53
630-2050-17-PSC	.630"	2.500"	.170"	
630-2050-17-TSC	.630"	2.050"	.170"	
669-1650-14-TTC	.669"	1.650"	.140"	
669-2050-11-52C	.669"	2.050"	.110"	51
669-2050-11-TSC	.669"	2.050"	.110"	

ACCESSORIES



## JE PINS DIAMETRIC CHART

PART #	DIAMETER	LENGTH	WALL THICKNESS	GRAM
669-2050-12-51C	.669"	2.050"	.120"	53
669-2050-14-52C	.669"	2.050"	.140"	60
669-2050-14-TSC	.669"	2.050"	.140"	
669-2250-11-52C	.669"	2.250"	.110"	57
669-2250-11-TSC	.669"	2.250"	.110"	
669-2250-12-51C	.669"	2.250"	.120"	59
669-2250-14-52C	.669"	2.250"	.140"	67
669-2250-14-TSC	.669"	2.250"	.140"	
687-2250-12-TSC	.687"	2.250"	.120"	
708-1650-14-PTC	.708"	1.650"	.140"	50
708-1750-14-PTC	.708"	1.750"	.140"	52
708-1925-16-93C	.708"	1.925"	.160"	
708-1925-16-9DC	.708"	1.925"	.160"	
708-2000-17-64C	.708"	2.000"	.170"	
708-2050-10-93C	.708"	2.050"	.100"	50
708-2050-12-51C	.708"	2.050"	.120"	58
708-2050-12-93C	.708"	2.050"	.120"	57
708-2050-14-51C	.708"	2.050"	.140"	64
708-2050-14-93C	.708"	2.050"	.140"	65
708-2050-16-93C	.708"	2.050"	.160"	71
708-2050-16-9DC	.708"	2.050"	.160"	
708-2250-10-52C	.708"	2.250"	.100"	55
708-2250-10-TSC	.708"	2.250"	.100"	
708-2250-12-51C	.708"	2.250"	.120"	64
708-2250-12-52C	.708"	2.250"	.120"	63
708-2250-12-TSC	.708"	2.250"	.120"	
708-2250-14-93C	.708"	2.250"	.140"	71
708-2250-14-9BC	.708"	2.250"	.140"	70
708-2250-18-TTC	.708"	2.250"	.180"	
708-2350-18-PTC	.708"	2.350"	.180"	83
728-2250-12-52C	.728"	2.250"	.120"	64
728-2250-12-TSC	.728"	2.250"	.120"	
748-1650-14-93C	.748"	1.650"	.140"	
748-1750-16-93C	.748"	1.750"	.160"	65
748-1800-16-9DC	.748"	1.800"	.160"	
748-2050-12-52C	.748"	2.050"	.120"	61
748-2050-12-TSC	.748"	2.050"	.120"	
748-2050-14-93C	.748"	2.050"	.140"	70
748-2050-16-93C	.748"	2.050"	.160"	77
748-2050-16-9DC	.748"	2.050"	.160"	
748-2250-12-51C	.748"	2.250"	.120"	70
748-2250-12-51S	.748"	2.250"	.120"	70
748-2250-12-52C	.748"	2.250"	.120"	68
748-2250-12-TSC	.748"	2.250"	.120"	
748-2250-14-51C	.748"	2.250"	.140"	76
748-2250-14-95C	.748"	2.250"	.140"	72
748-2500-12-51C	.748"	2.500"	.120"	78
748-2500-12-52C	.748"	2.500"	.120"	75
748-2500-12-TSC	.748"	2.500"	.120"	
748-2500-14-TTC	.748"	2.500"	.140"	
750-1800-13-52C	.750"	1.800"	.130"	
750-2250-13-52C	.750"	2.250"	.130"	72
750-2250-13-TSC	.750"	2.250"	.130"	
750-2500-14-51C	.750"	2.500"	.140"	86
750-2500-14-51S	.750"	2.500"	.140"	86
767-2250-13-52C	.767"	2.250"	.130"	74
767-2250-13-TSC	.767"	2.250"	.130"	
767-2250-13-TSC	.767"	2.250"	.130"	
787-1800-16-9DC	.787"	1.800"	.160"	
787-1800-18-38C	.787"	1.800"	.180"	81
787-2050-10-93C	.787"	2.050"	0.100	57
787-2050-14-93C	.787"	2.050"	.140"	74
787-2050-16-93C	.787"	2.050"	.160"	82
787-2050-16-9DC	.787"	2.050"	.160"	
787-2050-18-TTC	.787"	2.050"	.180"	
787-2050-21-93C	.787"	2.500"	.210"	
787-2250-11-93C	.787"	2.250"	.110"	69

ACCESSORIES

## JE PINS DIAMETRIC CHART

PART #	DIAMETER	LENGTH	WALL THICKNESS	GRAM
787-2250-12-51C	.787"	2.250"	.120"	69
787-2250-14-93C	.787"	2.250"	.140"	83
787-2250-18-51C	.787"	2.250"	.180"	97
787-2250-18-PTC	.787"	2.250"	.180"	90
787-2250-18-TTC	.787"	2.250"	.180"	
787-2250-21-93C	.787"	2.250"	.210"	110
787-2350-10-93C	.787"	2.350"	.100"	66
787-2350-14-51C	.787"	2.350"	.140"	87
787-2350-14-93C	.787"	2.350"	.140"	87
787-2350-18-PTC	.787"	2.350"	.180"	94
787-2500-12-51C	.787"	2.500"	.120"	77
787-2500-14-51C	.787"	2.500"	.140"	93
787-2500-14-51S	.787"	2.500"	.140"	93
787-2500-17-98C	.787"	2.500"	.170"	
787-2850-14-51S	.787"	2.850"	.140"	
791-2250-11-52C	.791"	2.250"	.110"	
791-2250-11-TSC	.791"	2.250"	.110"	
791-2500-14-51C	.791"	2.500"	.140"	95
791-2500-14-51S	.791"	2.500"	.140"	95
791-2795-14-51S	.791"	2.795"	.140"	105
792-2500-14-51C	.792"	2.500"	.140"	87
792-2500-14-51S	.792"	2.500"	.140"	87
792-2795-14-51C	.792"	2.795"	.140"	97
792-2795-14-51S	.792"	2.795"	.140"	97
812-2050-13-PTC	.812"	2.050"	.130"	68
812-2050-13-TTC	.812"	2.050"	.130"	
812-2250-12-52C	.812"	2.250"	.120"	74
812-2250-12-TSC	.812"	2.250"	.120"	
812-2250-13-PSS	.812"	2.250"	.130"	
812-2250-14-51C	.812"	2.250"	.140"	86
812-2250-14-51S	.812"	2.250"	.140"	86
812-2250-14-95C	.812"	2.250"	.140"	79
812-2250-15-98C	.812"	2.250"	.150"	
812-2485-15-PSC	.812"	2.485"	.150"	
812-2500-12-52C	.812"	2.500"	.120"	84
812-2500-12-52S	.812"	2.500"	.120"	83
812-2500-12-TSC	.812"	2.500"	.120"	
812-2500-12-TSS	.812"	2.500"	.120"	
812-2500-14-51C	.812"	2.050"	.140"	95
812-2500-15-TSC	.812"	2.500"	.150"	
827-2050-12-51C	.827"	2.050"	.120"	73
827-2050-12-93C	.827"	2.050"	.120"	71
827-2050-15-93C	.827"	2.050"	.150"	81
827-2050-15-9DC	.827"	2.050"	.150"	
827-2050-18-51C	.827"	2.050"	.180"	95
827-2050-21-93C	.827"	2.050"	.210"	106
827-2250-13-93C	.827"	2.250"	.130"	82
827-2250-15-51C	.827"	2.250"	.150"	91
827-2250-15-51S	.827"	2.250"	.150"	91
827-2250-15-93C	.827"	2.250"	.150"	90
827-2250-20-51C	.827"	2.250"	.200"	
827-2250-21-93C	.827"	2.250"	.210"	116
827-2350-15-51C	.827"	2.350"	.150"	95
827-2500-15-51C	.827"	2.500"	.150"	101
827-2500-17-93C	.827"	2.500"	.170"	113
827-2500-17-93S	.827"	2.500"	.170"	113
827-2500-21-93C	.827"	2.500"	.210"	
866-1850-15-52C	.866"	1.850"	.150"	
866-2000-17-72S	.866"	2.000"	.170"	
866-2000-17-94C	.866"	2.000"	.170"	95
866-2000-18-34C	.866"	2.000"	.180"	102
866-2050-12-51C	.866"	2.050"	.120"	74
866-2050-12-52C	.866"	2.050"	.120"	74
866-2050-12-TSC	.866"	2.050"	.120"	
866-2050-15-51C	.866"	2.050"	.150"	89
866-2050-15-52C	.866"	2.050"	.150"	89
866-2050-15-93C	.866"	2.050"	.150"	89





## JE PINS DIAMETRIC CHART

PART #	DIAMETER	LENGTH	WALL THICKNESS	GRAM
866-2050-15-PSC	.866"	2.500"	.150"	
866-2050-15-TSC	.866"	2.050"	.150"	
866-2050-18-51C	.866"	2.050"	.180"	103
866-2250-12-52C	.866"	2.250"	.120"	81
866-2250-12-TSC	.866"	2.250"	.120"	
866-2250-15-51C	.866"	2.250"	.150"	98
866-2250-15-93C	.866"	2.250"	.150"	97
866-2250-15-98C	.866"	2.250"	.150"	97
866-2250-15-9DC	.866"	2.250"	.150"	
866-2250-17-52C	.866"	2.250"	.170"	106
866-2250-17-93C	.866"	2.250"	.170"	
866-2250-17-TSC	.866"	2.250"	.170"	
866-2250-18-51C	.866"	2.250"	.180"	
866-2250-23-93C	.866"	2.250"	.230"	132
866-2350-15-51C	.866"	2.350"	.150"	103
866-2350-17-93C	.866"	2.350"	.170"	112
866-2500-10-52C	.866"	2.500"	.100"	77
866-2500-10-TSC	.866"	2.500"	.100"	
866-2500-12-52C	.866"	2.500"	.120"	90
866-2500-12-52S	.866"	2.500"	.120"	90
866-2500-12-TSC	.866"	2.500"	.120"	
866-2500-12-TSS	.866"	2.500"	.120"	
866-2500-15-51C	.866"	2.500"	.150"	109
866-2500-15-51S	.866"	2.500"	.150"	109
866-2500-15-93C	.866"	2.500"	.150"	108
866-2500-15-93S	.866"	2.500"	.150"	110
866-2500-15-95C	.866"	2.500"	.150"	100
866-2500-15-TSC	.866"	2.500"	.150"	
866-2500-17-93C	.866"	2.500"	.170"	119
866-2500-17-93S	.866"	2.500"	.170"	119
866-2500-18-51C	.866"	2.500"	.180"	125
866-2500-21-93C	.866"	2.500"	.210"	138
866-2750-15-51C	.866"	2.750"	.150"	121
866-2750-15-51S	.866"	2.750"	.150"	121
866-2850-15-51C	.866"	2.850"	.150"	125
867-2500-18-98C	.867"	2.500"	.180"	
868-2250-15-PSC	.868"	2.250"	.150"	99
875-2500-12-52C	.875"	2.500"	.120"	90
875-2500-12-52S	.875"	2.500"	.120"	90
875-2500-12-TSC	.875"	2.500"	.120"	
875-2500-12-TSS	.875"	2.500"	.120"	
875-2500-15-51C	.875"	2.500"	.150"	
875-2500-15-51S	.875"	2.500"	.150"	113
875-2500-16-TTC	.875"	2.500"	.160"	
875-2850-15-51S	.875"	2.850"	.150"	129
886-2250-18-51C	.886"	2.250"	.180"	
886-2250-22-93C	.886"	2.250"	.220"	
905-2050-15-51C	.905"	2.050"	.150"	97
905-2050-15-52C	.905"	2.050"	.150"	91
905-2050-15-TSC	.905"	2.050"	.150"	
905-2050-18-51C	.905"	2.050"	.180"	106
905-2050-21-93C	.905"	2.050"	.210"	120
905-2250-15-51C	.905"	2.250"	.150"	106
905-2250-15-52C	.905"	2.250"	.150"	99
905-2250-15-TSC	.905"	2.250"	.150"	
905-2250-18-51C	.905"	2.250"	.180"	117
905-2250-18-51S	.905"	2.250"	.180"	117
905-2250-18-93C	.905"	2.250"	.180"	118
905-2250-18-93S	.905"	2.250"	.180"	118
905-2250-21-93C	.905"	2.250"	.210"	132
905-2250-21-93S	.905"	2.250"	.210"	132
905-2250-21-9DS	.905"	2.250"	.210"	
905-2350-15-51C	.905"	2.350"	.150"	111
905-2500-15-51C	.905"	2.500"	.150"	118
905-2500-15-51S	.905"	2.500"	.150"	118
905-2500-15-52C	.905"	2.500"	.150"	112
905-2500-15-TSC	.905"	2.500"	.150"	

## JE PINS DIAMETRIC CHART

PART #	DIAMETER	LENGTH	WALL THICKNESS	GRAM
905-2500-18-93C	.905"	2.500"	.180"	130
905-2500-18-93S	.905"	2.500"	.180"	130
905-2500-21-93C	.905"	2.500"	.210"	147
912-2250-14-51C	.912"	2.250"	.140"	99
912-2500-12-52S	.912"	2.500"	.120"	97
912-2500-12-TSS	.912"	2.500"	.120"	
912-2500-14-51S	.912"	2.500"	.140"	111
912-2500-14-PTS	.912"	2.500"	.140"	98
912-2750-12-52S	.912"	2.750"	.120"	108
912-2750-12-TSS	.912"	2.750"	.120"	
912-2750-14-51S	.912"	2.750"	.140"	123
912-2750-15-52S	.912"	2.750"	.150"	127
912-2750-15-TSS	.912"	2.750"	.150"	
922-2250-15-51S	.922"	2.250"	.150"	
922-2750-15-51S	.922"	2.750"	.150"	
927-2000-13-51C	.927"	2.000"	.130"	82
927-2000-15-93C	.927"	2.000"	.150"	90
927-2000-18-9DC	.927"	2.000"	.180"	
927-2250-15-51C	.927"	2.250"	.150"	106
927-2250-15-93C	.927"	2.250"	.150"	102
927-2250-15-98C	.927"	2.250"	.150"	105
927-2250-15-9DC	.927"	2.250"	.150"	
927-2250-17-51C	.927"	2.250"	.170"	116
927-2250-17-52C	.927"	2.250"	.170"	113
927-2250-17-93C	.927"	2.250"	.170"	
927-2250-17-94C	.927"	2.250"	.170"	116
927-2250-17-9DC	.927"	2.250"	.170"	
927-2250-17-TSC	.927"	2.250"	.170"	
927-2250-18-93C	.927"	2.250"	.180"	123
927-2250-20-51C	.927"	2.250"	.200"	
927-2250-20-93C	.927"	2.250"	.200"	131
927-2350-13-93C	.927"	2.350"	.130"	100
927-2350-15-51C	.927"	2.350"	.150"	111
927-2400-13-51C	.927"	2.400"	.130"	103
927-2500-12-95S	.927"	2.500"	.120"	92
927-2500-13-51S	.927"	2.500"	.130"	108
927-2500-13-93S	.927"	2.500"	.130"	106
927-2500-15-51C	.927"	2.500"	.150"	118
927-2500-15-51S	.927"	2.500"	.150"	118
927-2500-15-52C	.927"	2.500"	.150"	116
927-2500-15-93C	.927"	2.500"	.150"	113
927-2500-15-93S	.927"	2.500"	.150"	114
927-2500-15-95C	.927"	2.500"	.150"	110
927-2500-15-95S	.927"	2.500"	.150"	110
927-2500-15-98C	.927"	2.500"	.150"	
927-2500-15-9DC	.927"	2.500"	.150"	
927-2500-15-TSC	.927"	2.500"	.150"	
927-2500-17-93C	.927"	2.500"	.170"	126
927-2750-13-93C	.927"	2.750"	.130"	115
927-2750-13-93S	.927"	2.750"	.130"	117
927-2750-15-51C	.927"	2.750"	.150"	130
927-2750-15-51S	.927"	2.750"	.150"	130
927-2750-15-52C	.927"	2.750"	.150"	128
927-2750-15-52S	.927"	2.750"	.150"	128
927-2750-15-93C	.927"	2.750"	.150"	125
927-2750-15-93S	.927"	2.750"	.150"	126
927-2750-15-94C	.927"	2.750"	.150"	127
927-2750-15-98C	.927"	2.750"	.150"	
927-2750-15-9DC	.927"	2.750"	.150"	
927-2750-15-TSC	.927"	2.750"	.150"	
927-2750-15-TSS	.927"	2.750"	.150"	
927-2750-17-93C	.927"	2.750"	.170"	139
927-2750-17-93S	.927"	2.750"	.170"	139
927-2750-17-94C	.927"	2.750"	.170"	141
927-2750-17-9DC	.927"	2.750"	.170"	
927-2750-18-51C	.927"	2.750"	.180"	
927-2750-18-52C	.927"	2.750"	.180"	150



## JE PINS DIAMETRIC CHART

PART #	DIAMETER	LENGTH	WALL THICKNESS	GRAM
927-2750-18-52S	.927"	2.750"	.180"	150
927-2750-18-95C	.927"	2.750"	.180"	140
927-2750-18-95S	.927"	2.750"	.180"	139
927-2750-18-TSC	.927"	2.750"	.180"	
927-2750-18-TSS	.927"	2.750"	.180"	
927-2750-20-93C	.927"	2.750"	.200"	
927-2750-20-93S	.927"	2.750"	.200"	
927-2850-15-51S	.927"	2.850"	.150"	134
927-2950-15-51C	.927"	2.950"	.150"	140
927-2950-15-51S	.927"	2.950"	.150"	139
927-2950-15-52C	.927"	2.950"	.150"	136
927-2950-15-72C	.927"	2.950"	.150"	
927-2950-15-93C	.927"	2.950"	.150"	134
927-2950-15-93S	.927"	2.950"	.150"	135
927-2950-15-TSC	.927"	2.950"	.150"	
927-2950-17-93C	.927"	2.950"	.170"	148
927-2950-17-93S	.927"	2.950"	.170"	150
927-2950-187-PTC	.927"	2.950"	.187"	
927-2950-18-93S	.927"	2.950"	.180"	162
927-2950-18-95S	.927"	2.950"	.180"	151
927-2950-20-93C	.927"	2.950"	.200"	172
927-2950-20-93S	.927"	2.950"	.200"	172
928-2350-15-51C	.928"	2.350"	.150"	112
928-2500-13-52S	.928"	2.500"	.130"	106
928-2500-13-TSS	.928"	2.500"	.130"	
928-2500-15-51C	.928"	2.500"	.150"	118
928-2500-15-51S	.928"	2.500"	.150"	118
928-2500-15-52C	.928"	2.500"	.150"	117
928-2500-15-52S	.928"	2.500"	.150"	118
928-2500-15-TSC	.928"	2.500"	.150"	
928-2500-15-TSS	.928"	2.500"	.150"	
928-2750-13-52S	.928"	2.500"	.130"	115
928-2750-13-TSS	.928"	2.750"	.130"	
928-2750-15-51S	.928"	2.750"	.150"	131
928-2750-15-93C	.928"	2.750"	.150"	125
928-2750-15-93S	.928"	2.750"	.150"	125
928-2750-15-94C	.928"	2.750"	.150"	129
928-2750-15-98C	.928"	2.750"	.150"	
928-2750-17-93S	.928"	2.750"	.170"	
928-2950-13-72C	.928"	2.950"	.130"	123
928-2950-13-72S	.928"	2.950"	.130"	123
928-2950-15-51C	.928"	2.950"	.150"	140
928-2950-15-51S	.928"	2.950"	.150"	140
928-2950-15-93C	.928"	2.950"	.150"	136
928-2950-17-93C	.928"	2.950"	.170"	154
929-2350-15-93C	.929"	2.350"	.150"	
929-2500-13-52S	.929"	2.500"	.130"	107
929-2500-13-TSS	.929"	2.500"	.130"	
929-2500-15-93S	.929"	2.500"	.150"	114
929-2750-13-52S	.929"	2.750"	.130"	116
929-2750-13-TSS	.929"	2.750"	.130"	
929-2750-17-93C	.929"	2.750"	.170"	
929-2950-15-93C	.929"	2.950"	.150"	139
929-2950-15-93S	.929"	2.950"	.150"	135
929-2950-17-93S	.929"	2.950"	.170"	
930-2500-13-52S	.930"	2.500"	.130"	106
930-2500-13-TSS	.930"	2.500"	.130"	
930-2500-15-52C	.930"	2.500"	.150"	
930-2500-15-93S	.930"	2.500"	.150"	
930-2500-15-TSC	.930"	2.500"	.150"	
930-2750-15-51S	.930"	2.750"	.150"	132
930-2950-15-52S	.930"	2.950"	.150"	139
930-2950-15-93C	.930"	2.950"	.150"	136
930-2950-15-TSS	.930"	2.950"	.150"	
930-2950-17-93C	.930"	2.950"	.170"	155
940-2500-16-51C	.940"	2.500"	.160"	
940-2500-16-51S	.940"	2.500"	.160"	125

## JE PINS DIAMETRIC CHART

PART #	DIAMETER	LENGTH	WALL THICKNESS	GRAM
940-2750-16-51C	.940"	2.750"	.160"	
940-2750-16-51S	.940"	2.750"	.160"	137
943-2250-20-51C	.943"	2.250"	.200"	
943-2250-20-93C	.943"	2.250"	.200"	
945-2250-15-51C	.945"	2.250"	.150"	105
945-2250-15-5DC	.945"	2.250"	.150"	
945-2250-19-93C	.945"	2.250"	.190"	
945-2250-20-51C	.945"	2.250"	.200"	
945-2250-20-93C	.945"	2.250"	.200"	
945-2500-14-51C	.945"	2.500"	.140"	116
945-2500-14-51S	.945"	2.500"	.140"	117
945-2500-14-52C	.945"	2.500"	.140"	116
945-2500-14-TSC	.945"	2.500"	.140"	
945-2500-18-52C	.945"	2.500"	.180"	138
945-2500-18-TSC	.945"	2.500"	.180"	
945-2750-14-51S	.945"	2.750"	.140"	128
945-2850-14-51C	.945"	2.850"	.140"	132
975-2750-16-51S	.975"	2.750"	.160"	144
975-2930-16-51S	.975"	2.930"	.160"	154
980-2750-15-51S	.980"	2.750"	.150"	135
980-2930-16-51S	.980"	2.930"	.160"	156
984-2500-15-51C	.984"	2.500"	.150"	125
984-2750-15-51S	.984"	2.750"	.150"	138
984-2930-16-51S	.984"	2.930"	.160"	158
990-2500-15-52C	.990"	2.500"	.150"	123
990-2500-15-TSC	.990"	2.500"	.150"	
990-2500-18-51C	.990"	2.500"	.180"	
990-2500-20-93C	.990"	2.500"	.200"	
990-2500-23-93C	.990"	2.500"	.230"	
990-2750-13-52S	.990"	2.750"	.130"	125
990-2750-13-TSS	.990"	2.750"	.130"	
990-2750-15-51S	.990"	2.750"	.150"	141
990-2750-18-51S	.990"	2.750"	.180"	164
990-2800-20-93C	.990"	2.800"	.200"	
990-2930-13-52S	.990"	2.930"	.130"	133
990-2930-13-TSS	.990"	2.930"	.130"	
990-2930-15-51C	.990"	2.930"	.150"	150
990-2930-15-51S	.990"	2.930"	.150"	152
990-2930-15-52C	.990"	2.930"	.150"	146
990-2930-15-52S	.990"	2.930"	.150"	144
990-2930-15-95S	.990"	2.930"	.150"	139
990-2930-15-TSC	.990"	2.930"	.150"	
990-2930-15-TSS	.990"	2.930"	.150"	
990-2930-18-51C	.990"	2.930"	.180"	
990-2930-18-51S	.990"	2.930"	.180"	174
990-2930-18-52C	.990"	2.930"	.180"	172
990-2930-18-52S	.990"	2.930"	.180"	172
990-2930-18-93C	.990"	2.930"	.180"	173
990-2930-18-93S	.990"	2.930"	.180"	173
990-2930-18-95C	.990"	2.930"	.180"	161
990-2930-18-95S	.990"	2.930"	.180"	164
990-2930-18-9DC	.990"	2.930"	.180"	
990-2930-18-PTC	.990"	2.930"	.180"	
990-2930-18-TSC	.990"	2.930"	.180"	
990-2930-18-TSS	.990"	2.930"	.180"	
990-2930-20-52C	.990"	2.930"	.200"	186
990-2930-20-52S	.990"	2.930"	.200"	186
990-2930-20-93C	.990"	2.930"	.200"	
990-2930-20-93S	.990"	2.930"	.200"	190
990-2930-20-94C	.990"	2.930"	.200"	
990-2930-20-TSC	.990"	2.930"	.200"	
990-2930-20-TSS	.990"	2.930"	.200"	
990-2930-24-93S	.990"	2.930"	.240"	215
991-2930-15-52S	.991"	2.930"	.130"	144
991-2930-15-TSS	.991"	2.930"	.150"	
991-2930-18-52S	.991"	2.930"	.180"	172
991-2930-18-TSS	.991"	2.930"	.180"	



## JE PINS DIAMETRIC CHART

PART #	DIAMETER	LENGTH	WALL THICKNESS	GRAM
991-2930-20-52S	.991"	2.930"	.200"	184
991-2930-20-TSS	.991"	2.930"	.200"	
992-2930-15-51S	.992"	2.930"	.150"	151
992-2930-15-52S	.992"	2.930"	.150"	146
992-2930-15-TSS	.992"	2.930"	.150"	
992-2930-18-51S	.992"	2.930"	.180"	175
992-2930-18-52S	.992"	2.930"	.180"	173
992-2930-18-TSS	.992"	2.930"	.180"	
993-2930-18-51S	.993"	2.930"	.180"	176
993-2930-18-52S	.993"	2.930"	.180"	174
993-2930-18-TSS	.993"	2.930"	.180"	
000-2750-16-51C	1.000"	2.750"	.160"	
000-2750-16-51S	1.000"	2.750"	.160"	146
000-2930-16-51S	1.000"	2.930"	.160"	156
024-2250-14-51S	1.024"	2.250"	.140"	113
024-2500-20-51S	1.024"	2.500"	.200"	
024-2950-18-TSS	1.024"	2.950"	.180"	
031-2750-15-51S	1.031"	2.750"	.150"	151
031-2925-20-TSS	1.031"	2.925"	.200"	
031-2930-17-51S	1.031"	2.930"	.170"	175
040-2930-18-51S	1.040"	2.930"	.180"	180
094-2930-13-52S	1.094"	2.930"	.130"	147
094-2930-13-TSS	1.094"	2.930"	.130"	
094-2930-15-51S	1.094"	2.930"	.150"	170
094-2930-15-52S	1.094"	2.930"	.150"	166
094-2930-15-TSS	1.094"	2.930"	.150"	
094-2930-19-51S	1.094"	2.930"	.190"	201
094-2930-22-52S	1.094"	2.930"	.220"	
094-3000-22-52S	1.094"	3.000"	.220"	230
094-3000-22-TSS	1.094"	3.000"	.220"	
094-3125-19-51S	1.094"	3.125"	.190"	214
094-3250-29-CTS	1.094"	3.250"	.290"	294



# JE PRO SEAL<sup>®</sup> GASKETS

[jeproseal.com](http://jeproseal.com)

## JE PRO SEAL GASKETS

Racing engines need racing gaskets! Are you still running a regular, off-the-shelf, OE replacement gasket made for high volume production engines? JE Pro Seal has been the industry leader in piston ring and sealing technology for decades. Our high performance products are featured in professional race engines in NASCAR, NHRA, American Le Mans Series, Grand Am, World of Outlaws and other top level racing organizations everyday! Trust the same engineering and experience to seal your engine with JE Pro Seal Multi Layer Steel head gaskets. Our product line is full of exclusive features you won't find on any other gasket, anywhere. Don't put a standard gasket in your engine, step up your program with JE Pro Seal!

### EXCLUSIVE FEATURES:

- PREMIUM RAW MATERIALS
- PROPRIETARY COATING TECHNOLOGIES
- OPTIMIZED EMBOSSING FORMATION
- STRESS STABILIZATION & RELAXATION



ACCESSORIES



## JE PRO SEAL DOMESTIC GASKETS

### CHRYSLER - MLS SERIES GASKETS

PART #	COMETIC PART #	APPLICATION	YEAR	GASKET BORE (INCH)	GASKET BORE (mm)	THICKNESS (INCH)	THICKNESS (mm)	FOOTNOTE
CR1000-039	C5622-040	Chrysler Small Block - 318, 340, 360	-	4.080	103.60	0.039	1.00	
CR1001-039	C5457-040	Chrysler Small Block - 318, 340, 360	-	4.125	104.80	0.039	1.00	
CR1002-039	C5461-040	Chrysler Big Block - 361, 383, 400, 413, 426, 440	-	4.380	111.30	0.039	1.00	
CR1003-039	C5462-040	Chrysler Big Block - 361, 383, 400, 413, 426, 440	-	4.415	112.10	0.039	1.00	
CR1004-039	C5464-040	Chrysler Big Block - 361, 383, 400, 413, 426, 440	-	4.500	114.30	0.039	1.00	
CR1005-039	C5454-040	Chrysler 426 Hemi	-	4.280	108.70	0.039	1.00	M
CR1006-039	C5455-040	Chrysler 426 Hemi	-	4.375	111.10	0.039	1.00	M
CR1007-039		Chrysler Hemi 5.7L - Left	2002-2011	4.050	102.90	0.039	1.00	
CR1008-039		Chrysler Hemi 5.7L - Right	2002-2011	4.050	102.90	0.039	1.00	
CR1009-039	C5876-04	Chrysler Hemi 6.1L	2005-2011	4.100	104.10	0.039	1.00	
CR1010-039		Chrysler Hemi 6.1L	2005-2011	4.185	106.30	0.039	1.00	

## JE PRO SEAL DOMESTIC GASKETS

### FORD - MLS SERIES GASKETS

PART #	COMETIC PART #	APPLICATION	YEAR	GASKET BORE (INCH)	GASKET BORE (mm)	THICKNESS (INCH)	THICKNESS (mm)	FOOTNOTE
FD1000-027		Ford Small Block 289, 302, 351W Non SVO	-	4.030	102.36	0.027	0.69	
FD1000-039	C5511-040	Ford Small Block 289, 302, 351W Non SVO	-	4.030	102.36	0.039	1.00	
FD1001-039	C5514-040	Ford Small Block 289, 302, 351W Non SVO	-	4.100	104.14	0.039	1.00	
FD1018-039	C5515-040	Ford Small Block 289, 302, 351W Non SVO	-	4.155	105.54	0.039	1.00	
FD1002-039	C5359-040	Ford 302, 351W SVO with Yates Pockets - Right	-	4.100	104.14	0.039	1.00	
FD1003-039	C5358-040	Ford 302, 351W SVO with Yates Pockets - Left	-	4.100	104.14	0.039	1.00	
FD1004-039	C5369-040	Ford 2.3L SOHC	-	3.830	97.28	0.039	1.00	M
FD1020-039		Ford 2.0 16V ZETEC	-	3.394	86.20	0.039	1.00	
FD1021-039		Ford Ecoboost 1.6L Turbo	2010+	3.150	80.00	0.039	1.00	
FD1023-049		Ford Ecoboost 2.0L Turbo	2010+	3.504	89.00	0.049	1.25	
FD1024-051		Ford Ecoboost 2.3L Turbo	2015+	3.504	89.00	0.051	1.30	
FD1022-047		Ford Focus 2.5ST / RS / RS500 5 Cyl	2005+	3.268	83.00	0.047	1.20	
FD1010-039		Ford Modular 4.6/5.4 2V/4V - Left	1991-2004	3.630	92.20	0.039	1.00	
FD1011-039		Ford Modular 4.6/5.4 2V/4V - Right	1991-2004	3.630	92.20	0.039	1.00	
FD1012-039		Ford Modular 4.4/5.4 3V - Left	2005-2010	3.630	92.20	0.039	1.00	
FD1013-039		Ford Modular 4.4/5.4 3V - Right	2005-2010	3.630	92.20	0.039	1.00	
FD1014-039	C5286-040	2011-2014 Ford Coyote 5.0 - Left	2011-2014	3.755	95.40	0.039	1.00	
FD1015-039	C5287-040	2011-2014 Ford Coyote 5.0 - Right	2011-2014	3.755	95.40	0.039	1.00	
FD1025-039		2015+ Ford Coyote 5.0 - Left	2015+	3.755	95.40	0.039	1.00	
FD1026-039		2015+ Ford Coyote 5.0 - Right	2015+	3.755	95.40	0.039	1.00	
FD1017-039	C5667-040	Ford 429/460	1968-1988	4.500	114.30	0.039	1.00	

FOOTNOTES: M = Made to Order

### GM - COOPER SERIES GASKETS

PART #	COMETIC PART #	APPLICATION	YEAR	GASKET BORE (INCH)	GASKET BORE (mm)	THICKNESS (INCH)	THICKNESS (mm)	FOOTNOTE
GM1027-059		GM LS1 / LS2 / LS6	1999-2017	4.050	102.90	0.059	1.50	
GM1028-059		GM LSL1 / LS2 / LS3 / LS6	1999-2017	4.150	105.40	0.059	1.50	
GM1029-059		LSX 376 - Left	2006+	4.055	103.00	0.059	1.50	
GM1030-059		LSX 376 - Right	2006+	4.055	103.00	0.059	1.50	
GM1031-059		LSX 376 - Right	2006+	4.150	105.40	0.059	1.50	
GM1032-059		LSX 376 - Left	2006+	4.150	105.40	0.059	1.50	
GM1033-059		LSX 376 - Right	2006+	4.173	106.00	0.059	1.50	
GM1034-059		LSX 376 - Left	2006+	4.173	106.00	0.059	1.50	

### GM - MLS SERIES GASKETS

PART #	COMETIC PART #	APPLICATION	YEAR	GASKET BORE (INCH)	GASKET BORE (mm)	THICKNESS (INCH)	THICKNESS (mm)	FOOTNOTE
GM1025-039		Chevrolet Small Block 350 - LT1 Only	1992-1997	4.040	102.60	0.039	1.00	
GM1026-039		Chevrolet Small Block 350 - LT1 Only	1992-1997	4.110	104.40	0.039	1.00	
GM1024-039		Chevrolet Small Block 350	1959-1991	4.060	103.10	0.030	0.76	
GM1024-039	C5245-040	Chevrolet Small Block 350	1959-1991	4.060	103.10	0.039	1.00	
GM1024-039		Chevrolet Small Block 350	1959-1991	4.060	103.10	0.051	1.30	
GM1002-039	C5247-040	Chevrolet Small Block 400	1959-1991	4.125	104.78	0.039	1.00	
GM1003-030		Chevrolet Small Block 400	1959-1991	4.165	105.80	0.030	0.76	
GM1003-039	C5248-040	Chevrolet Small Block 400	1959-1991	4.165	105.80	0.039	1.00	
GM1003-051		Chevrolet Small Block 400	1959-1991	4.165	105.80	0.051	1.30	
GM1004-039	C5249-040	Chevrolet Small Block 400	1959-1991	4.200	106.68	0.039	1.00	
GM1004-051		Chevrolet Small Block 400	1959-1991	4.200	106.68	0.051	1.30	
GM1015-039	C5475-040	GM LSL1 / LS6	1997+	3.945	100.20	0.039	1.00	
GM1015-051	C5475-051	GM LSL1 / LS6	1997+	3.945	100.20	0.051	1.30	
GM1016-039		GM LSL1 / LS2 / LS3 / LS6	2005-2011	4.100	104.10	0.039	1.00	
GM1016-051		GM LSL1 / LS2 / LS3 / LS6	2005-2011	4.100	104.10	0.051	1.30	
GM1005-051	C5318-051	GM LSL1 / LS2 / LS3 / LS6	1997+	4.160	105.66	0.051	1.30	
GM1006-051	C5317-051	GM LSL1 / LS2 / LS3 / LS6	1997+	4.130	104.90	0.051	1.30	
GM1017-051	C5934-051	LSX 376 - Left	-	4.125	104.80	0.051	1.30	
GM1018-051	C5933-051	LSX 376 - Right	-	4.125	104.80	0.051	1.30	
GM1019-051	C5936-051	LSX 454 - Left	-	4.200	106.70	0.051	1.30	
GM1020-051	C5935-051	LSX 454 - Right	-	4.200	106.70	0.051	1.30	
GM1021-051	C5889-051	LS7	2006+	4.160	105.70	0.051	1.30	
GM1009-039	C5329-040	Chevrolet Big Block - Mark IV & Bowtie	-	4.375	111.13	0.039	1.00	
GM1010-039	C5330-040	Chevrolet Big Block - Mark IV & Bowtie	-	4.540	115.31	0.039	1.00	
GM1011-039	C5331-040	Chevrolet Big Block - Mark IV & Bowtie	-	4.630	117.60	0.039	1.00	
GM1011-051		Chevrolet Big Block - Mark IV & Bowtie	-	4.630	117.60	0.051	1.30	
GM1012-039	C5332-040	Chevrolet Big Block - Mark V & VI	-	4.375	111.13	0.039	1.00	M
GM1013-039	C5333-040	Chevrolet Big Block - Mark V & VI	-	4.540	115.31	0.039	1.00	M
GM1014-039	C5334-040	Chevrolet Big Block - Mark V & VI	-	4.630	117.60	0.039	1.00	M



FOOTNOTES: M = Made to Order



## JE PRO SEAL SPORT COMPACT GASKETS

### AUDI / VOLKSWAGEN - MLS SERIES GASKETS

PART #	COMETIC PART #	APPLICATION	YEAR	GASKET BORE (INCH)	GASKET BORE (mm)	THICKNESS (INCH)	THICKNESS (mm)	FOOTNOTE
VW1000-055	C4558-051	VW 1.8T 20V	1996-2005	3.268	83.00	0.055	1.40	
VW1001-055	C4559-051	VW 1.8T 20V	1996-2005	3.299	83.80	0.055	1.40	
VW1002-026		VW VR6 12V	-	3.311	84.10	0.026	0.65	
VW1003-026		VW VR6 12V	-	3.248	82.50	0.026	0.65	
VW1007-065		VW VR6 12V	-	3.268	83.00	0.065	1.65	
VW1006-055		VW KR/PL 1.8L 16V	1978+	3.189	81.00	0.055	1.40	
VW1004-055	C4246-051	VW KR/PL 1.8L 16V	1978+	3.299	83.80	0.055	1.40	
VW1005-055	C4247-051	VW KR/PL 1.8L 16V	1978+	3.268	83.00	0.055	1.40	
VW1008-033		VW 2.0T FSI	2004+	3.307	84.00	0.033	0.85	

### BMW - MLS SERIES GASKETS

PART #	COMETIC PART #	APPLICATION	YEAR	GASKET BORE (INCH)	GASKET BORE (mm)	THICKNESS (INCH)	THICKNESS (mm)	FOOTNOTE
BM1010-063		E30 318 - M42B18	1989-1996	3.425	87.00	0.063	1.60	
BM1011-071		E36 M3 - S50B32 Euro & S52B32 Euro	1992-1999	3.425	87.00	0.071	1.80	

### BMW - COOPER SERIES GASKETS

PART #	COMETIC PART #	APPLICATION	YEAR	GASKET BORE (INCH)	GASKET BORE (mm)	THICKNESS (INCH)	THICKNESS (mm)	FOOTNOTE
BM1008-079		S14B23 (EVO 1)	86-91	3.740	95.00	0.079	2.00	M
BM1008-079		S14B23	86-91	3.740	95.00	0.079	2.00	M
BM1003-063		M50 Series E36, E34	N/A	3.346	85.00	0.063	1.60	M
BM1004-079		M50 Series E36, E34	N/A	3.327	84.50	0.079	2.00	M
BM1005-079		M50 Series E36, E34	N/A	3.386	86.00	0.079	2.00	M
BM1006-079		M50 Series E36, E34	N/A	3.425	87.00	0.079	2.00	M
BM1007-079		M20B25 & M20B27	N/A	3.366	85.50	0.079	2.00	M
BM1000-071		E36 M3 - S50B30	92-01	3.429	87.10	0.071	1.80	M
BM1000-071		E36 M3 - S50B32	92-01	3.429	87.10	0.071	1.80	M
BM1001-079		M30B35	78-UP	3.665	93.10	0.079	2.00	M
BM1002-079		M30B35	78-UP	3.724	94.60	0.079	2.00	M
BM1009-048		BMW E46 S54B32	00-UP	3.445	87.50	0.048	1.20	M
BM1010-063		E30 318 - M42B18	89-96	3.425	87.00	0.063	1.60	
BM1011-071		E36 M3 -S50B32 Euro & S52B32 Euro	92-99	3.425	87.00	0.071	1.80	

### COSWORTH - MLS SERIES GASKETS

PART #	COMETIC PART #	APPLICATION	YEAR	GASKET BORE (INCH)	GASKET BORE (mm)	THICKNESS (INCH)	THICKNESS (mm)	FOOTNOTE
FD1007-039	C4218-040	Cosworth DOHC YB / SOHC OHC/NEP 92.5mm	-	3.642	92.50	0.039	1.00	
FD1007-045	C4218-045	Cosworth DOHC YB / SOHC OHC/NEP 92.5mm	-	3.642	92.50	0.045	1.15	
FD1007-051	C4218-051	Cosworth DOHC YB / SOHC OHC/NEP 92.5mm	-	3.642	92.50	0.051	1.30	
FD1008-045		Cosworth DOHC YB / SOHC OHC/NEP 93.5mm	-	3.681	93.50	0.045	1.15	M
FD1008-051		Cosworth DOHC YB / SOHC OHC/NEP 93.5mm	-	3.681	93.50	0.051	1.30	
FD1009-045		Cosworth DOHC YB / SOHC OHC/NEP 94.5mm	-	3.720	94.50	0.045	1.15	M
FD1009-051		Cosworth DOHC YB / SOHC OHC/NEP 94.5mm	-	3.720	94.50	0.051	1.30	

### FIAT / LANCIA - MLS SERIES GASKETS

PART #	COMETIC PART #	APPLICATION	YEAR	GASKET BORE (INCH)	GASKET BORE (mm)	THICKNESS (INCH)	THICKNESS (mm)	FOOTNOTE
FT1002-051		Fiat Punto Turbo 1.4L 82.5mm	1989-1999	3.248	82.50	0.051	1.30	M
FT1002-067		Fiat Punto Turbo 1.4L 82.5mm	1989-1999	3.248	82.50	0.067	1.70	M
FT1003-063		Lancia Delta 85.3mm	1986-1999	3.358	85.30	0.063	1.60	M
FT1005-063		Lancia Delta 87mm	1986-1999	3.425	87.00	0.063	1.60	M
FT1006-051		Fiat Punto 1.6L Turbo 88mm	-	3.465	88.00	0.051	1.30	M
FT1006-067		Fiat Punto 1.6L Turbo 88mm	-	3.465	88.00	0.067	1.70	M

## JE PRO SEAL SPORT COMPACT GASKETS

### HONDA - MLS SERIES GASKETS

\*\*HN1016-HN1019 does not fit D16A6, ZC, and other twin cam D Series variants. Must remove rivet.

PART #	COMETIC PART #	APPLICATION	YEAR	GASKET BORE (INCH)	GASKET BORE (mm)	THICKNESS (INCH)	THICKNESS (mm)	FOOTNOTE
HN1000-033	C4232-030	Honda B Series Vtec 81.5mm	1988-2001	3.189	81.50	0.033	0.85	
HN1001-033	C4168-030	Honda B Series Vtec 82mm	1988-2001	3.228	82.00	0.033	0.85	
HN1002-033	C4189-030	Honda B Series Vtec 83mm	1988-2001	3.268	83.00	0.033	0.85	
HN1003-033	C4188-030	Honda B Series Vtec 84mm	1988-2001	3.307	84.00	0.033	0.85	
HN1004-033	C4182-030	Honda B Series Vtec 85mm	1988-2001	3.346	85.00	0.033	0.85	
HN1005-033	C4237-030	Honda B18A w/Vtec Head 81mm	1990-2001	3.189	81.00	0.033	0.85	
HN1006-033	C4191-030	Honda B18A w/Vtec Head 82mm	1990-2001	3.228	82.00	0.033	0.85	
HN1007-033	C4192-030	Honda B18A w/Vtec Head 83mm	1990-2001	3.268	83.00	0.033	0.85	
HN1008-033	C4193-030	Honda B18A w/Vtec Head 84mm	1990-2001	3.307	84.00	0.033	0.85	
HN1009-033	C4194-030	Honda B18A w/Vtec Head 85mm	1990-2001	3.346	85.00	0.033	0.85	
HN1010-033	C4238-030	Honda B18A non Vtec 81mm	1990-2001	3.189	81.00	0.033	0.85	
HN1011-033	C4173-030	Honda B18A non Vtec 82mm	1990-2001	3.228	82.00	0.033	0.85	
HN1012-033	C4181-030	Honda B18A non Vtec 83mm	1990-2001	3.268	83.00	0.033	0.85	M
HN1013-033	C4180-030	Honda B18A non Vtec 84mm	1990-2001	3.307	84.00	0.033	0.85	
HN1014-033	C4175-030	Honda B18A non Vtec 85mm	1990-2001	3.346	85.00	0.033	0.85	M
HN1015-033	C4250-030	Honda B20B4 / B20Z2 85mm	1997-2001	3.346	85.00	0.033	0.85	
HN1016-033	C4118-030	Honda D13B / D15B / D16Z1-Z2 76mm	1987-1997	2.992	76.00	0.033	0.85	
HN1017-033	C4119-030	Honda D13B / D15B / D16Z1-Z2 76mm	1987-1997	3.031	77.00	0.033	0.85	
HN1018-033	C4120-030	Honda D13B / D15B / D16Z1-Z2 76mm	1987-1997	3.071	78.00	0.033	0.85	
HN1019-033	C4121-030	Honda D13B / D15B / D16Z1-Z2 76mm	1987-1997	3.110	79.00	0.033	0.85	M
HN1020-033	C4195-030	Honda D15Z1 / D16Y5-Y8 76mm	1991-2001	2.992	76.00	0.033	0.85	
HN1021-033	C4196-030	Honda D15Z1 / D16Y5-Y8 77mm	1991-2001	3.031	77.00	0.033	0.85	
HN1022-033	C4167-030	Honda D15Z1 / D16Y5-Y8 78mm	1991-2000	3.071	78.00	0.033	0.85	M
HN1023-033	C4335-030	Honda F20C / F22C 89mm	1999-2009	3.504	89.00	0.033	0.85	
HN1024-033		Honda K20/K24 88.5mm	2002-2011	3.484	88.50	0.033	0.85	
HN1025-033		Honda K20/K24 89.5mm	2002-2011	3.524	89.50	0.033	0.85	
HN1026-031		Honda K20C	2015+	3.400	86.40	0.031	0.80	
HH1027-031		Honda L15B Turbo	2016+	2.890	73.40	0.028	0.70	

### MAZDA - MLS SERIES GASKETS

PART #	COMETIC PART #	APPLICATION	YEAR	GASKET BORE (INCH)	GASKET BORE (mm)	THICKNESS (INCH)	THICKNESS (mm)	FOOTNOTE
MA1000-039		Mazda BP 1.8	1989-2005	3.358	85.30	0.039	1.00	

### MITSUBISHI - MLS SERIES GASKETS

PART #	COMETIC PART #	APPLICATION	YEAR	GASKET BORE (INCH)	GASKET BORE (mm)	THICKNESS (INCH)	THICKNESS (mm)	FOOTNOTE
MI1000-039	C4157-040	Mitsubishi 4G63 EVO IV-VIII (4-8) 85.3mm	1996-2005	3.358	85.30	0.039	1.00	
MI1000-045	C4157-045	Mitsubishi 4G63 EVO IV-VIII (4-8) 85.3mm	1996-2005	3.358	85.30	0.045	1.15	
MI1000-051	C4157-051	Mitsubishi 4G63 EVO IV-VIII (4-8) 85.3mm	1996-2005	3.358	85.30	0.051	1.30	
MI1001-039	C4156-040	Mitsubishi 4G63 EVO IV-VIII (4-8) 86.3mm	1996-2005	3.398	86.30	0.039	1.00	
MI1001-045	C4156-045	Mitsubishi 4G63 EVO IV-VIII (4-8) 86.3mm	1996-2005	3.398	86.30	0.045	1.15	
MI1001-051	C4156-051	Mitsubishi 4G63 EVO IV-VIII (4-8) 86.3mm	1996-2005	3.398	86.30	0.051	1.30	
MI1002-039		Mitsubishi 4G63 EVO IV-VIII (4-8) 87.5mm	1996-2005	3.437	87.50	0.039	1.00	
MI1002-045		Mitsubishi 4G63 EVO IV-VIII (4-8) 87.5mm	1996-2005	3.437	87.50	0.045	1.15	M
MI1002-051		Mitsubishi 4G63 EVO IV-VIII (4-8) 87.5mm	1996-2005	3.437	87.50	0.051	1.30	M
MI1003-039		Mitsubishi 4G63 EVO IV-VIII (4-8) 88.3mm	1996-2005	3.476	88.30	0.039	1.00	
MI1003-045		Mitsubishi 4G63 EVO IV-VIII (4-8) 88.3mm	1996-2005	3.476	88.30	0.045	1.15	M
MI1003-051		Mitsubishi 4G63 EVO IV-VIII (4-8) 88.3mm	1996-2005	3.476	88.30	0.051	1.30	M
MI1004-039		Mitsubishi 4G63 EVO IX (9) 86.3mm	2005-2007	3.398	86.30	0.039	1.00	
MI1005-039		Mitsubishi 4B11T EVO X (10) 87.5mm	2007+	3.445	87.50	0.039	1.00	





## JE PRO SEAL SPORT COMPACT GASKETS

### NISSAN - MLS SERIES GASKETS

PART #	COMETIC PART #	APPLICATION	YEAR	GASKET BORE (INCH)	GASKET BORE (mm)	THICKNESS (INCH)	THICKNESS (mm)	FOOTNOTE
NI1000-047	C4320-051	Nissan RB26 87.5mm	1989-2002	3.445	87.50	0.047	1.20	M
NI1000-059	C4320-059	Nissan RB26 87.5mm	1989-2002	3.445	87.50	0.059	1.50	
NI1006-047		Nissan TB48DE 1/2" Head Stud	2001+	4.035	102.50	0.047	1.20	
NI1001-033		Nissan SR20DET FWD 87mm	1991-2002	3.484	88.50	0.033	0.85	
NI1002-039		Nissan SR20DET RWD VTC 87mm	1991-2002	3.484	88.50	0.039	1.00	
NI1003-039		Nissan SR20DET RWD 87mm	1991-2002	3.445	87.50	0.039	1.00	
NI1004-037		Nissan VR38DETT 100.5mm - Left	2009+	3.957	100.50	0.037	0.95	
NI1005-037		Nissan VR38DETT 100.5mm - Right	2009+	3.957	100.50	0.037	0.95	

### OPEL - MLS SERIES GASKETS

PART #	COMETIC PART #	APPLICATION	YEAR	GASKET BORE (INCH)	GASKET BORE (mm)	THICKNESS (INCH)	THICKNESS (mm)	FOOTNOTE
OP1000-039		Opel X20XEV 2.0L Turbo 87.5mm	1995-2000	3.445	87.50	0.039	1.00	
OP1000-045		Opel X20XEV 2.0L Turbo 87.5mm	1995-2000	3.445	87.50	0.045	1.15	M
OP1000-051		Opel X20XEV 2.0L Turbo 87.5mm	1995-2000	3.445	87.50	0.051	1.30	M
OP1000-075		Opel X20XEV 2.0L Turbo 87.5mm	1995-2000	3.445	87.50	0.075	1.90	M
OP1001-045		Opel X20XEV 2.0L Turbo 88.5mm	1995-2000	3.484	88.50	0.045	1.15	
OP1001-051		Opel X20XEV 2.0L Turbo 88.5mm	1995-2000	3.484	88.50	0.051	1.30	M
OP1002-039		Opel Z16LEL/R/T - Z18LET/R 80mm	-	3.150	80.00	0.039	1.00	
OP1004-051		OPEL C20XE	1991-UP	3.445	87.50	0.051	1.30	
OP1003-051		Opel CIH 2.0L 97mm	1977-1988	3.819	97.00	0.057	1.45	M

### SUBARU - COOPER SERIES GASKETS

PART #	COMETIC PART #	APPLICATION	YEAR	GASKET BORE (INCH)	GASKET BORE (mm)	THICKNESS (INCH)	THICKNESS (mm)	FOOTNOTE
SB1004-047		Subaru EJ20 93.5mm	1992-2004	3.681	93.50	0.047	1.20	
SB1005-047		Subaru EJ25 100.0mm	1998-2007	3.937	100.00	0.047	1.20	
SB1006-047		Subaru EJ25 101.3mm	1998-2007	3.988	101.30	0.047	1.20	

### SUBARU - MLS SERIES GASKETS

PART #	COMETIC PART #	APPLICATION	YEAR	GASKET BORE (INCH)	GASKET BORE (mm)	THICKNESS (INCH)	THICKNESS (mm)	FOOTNOTE
SB1000-039	C4261-040	Subaru EJ20 94mm	1992-2004	3.701	94.00	0.039	1.00	
SB1000-051	C4261-051	Subaru EJ20 94mm	1992-2004	3.701	94.00	0.051	1.30	
SB1001-039	C4264-040	Subaru EJ25 / EJ257 100mm	1998-2007	3.937	100.00	0.039	1.00	
SB1001-051	C4264-051	Subaru EJ25 / EJ257 100mm	1998-2007	3.937	100.00	0.051	1.30	
SB1002-039		Subaru EJ25 / EJ257 102.3mm	1998-2007	4.028	102.30	0.039	1.00	
SB1002-051		Subaru EJ25 / EJ257 102.3mm	1998-2007	4.028	102.30	0.051	1.30	
SB1003-039		Subaru EJ25/ EJ257 2008+	2008+	3.988	101.30	0.039	1.00	

### TOYOTA - COOPER SERIES GASKETS

PART #	COMETIC PART #	APPLICATION	YEAR	GASKET BORE (INCH)	GASKET BORE (mm)	THICKNESS (INCH)	THICKNESS (mm)	FOOTNOTE
TY1007-063		Toyota 2JZ-GE / 2JZ-GTE 87.0mm	1933-1998	3.425	87.00	0.063	1.60	

### TOYOTA - MLS SERIES GASKETS

PART #	COMETIC PART #	APPLICATION	YEAR	GASKET BORE (INCH)	GASKET BORE (mm)	THICKNESS (INCH)	THICKNESS (mm)	FOOTNOTE
TY1005-047		Toyota 1FZ-FE	1992-1998	4.055	103.00	0.047	1.20	
TY1004-051	C4276-051	Toyota 2JZ-GE / 2JZ-GTE	1993-1998	3.453	87.70	0.051	1.30	
TY1006-059		Toyota 2JZ-GE / 2JZ-GTE	1993-1998	3.425	87.00	0.059	1.50	
TY1000-039	C4314-040	Toyota 3S-GE / 3S-GTE 87mm	1989-1997	3.425	87.00	0.039	1.00	
TY1000-047	C4314-051	Toyota 3S-GE / 3S-GTE 87mm	1989-1997	3.425	87.00	0.047	1.20	M
TY1000-055	C4314-060	Toyota 3S-GE / 3S-GTE 87mm	1989-1997	3.425	87.00	0.055	1.40	M
TY1001-039	C4170-040	Toyota 4A-GE / 4A-GEC 81mm	1984-1992	3.189	81.00	0.039	1.00	
TY1002-039	C4166-040	Toyota 4A-GE / 4A-GEC 83mm	1984-1992	3.268	83.00	0.039	1.00	
TY1003-047		Toyota 4E-FE Turbo 75.5mm	1992-1997	2.972	75.50	0.047	1.20	M
TY1003-055		Toyota 4E-FE Turbo 75.5mm	1992-1997	2.972	75.50	0.055	1.40	M
TY1003-075		Toyota 4E-FE Turbo 75.5mm	1992-1997	2.972	75.50	0.075	1.90	M

## JE APPAREL

### FITTED HATS



- J324X** - FLAT BILL, BLACK, L/XL: 52
- J325X** - FLAT BILL, BLACK, S/M: 20
- J326X** - CURVED BILL, RED, L/XL: 52
- J327X** - CURVED BILL, RED, S/M: 20
- J328X** - CURVED BILL, BLACK, L/XL: 52
- J329X** - CURVED BILL, BLACK, S/M: 20

### LOGO TEES



Back



### JE RETRO SHIRT

Front: pocket-size graphic

- J106** - DARK GRAY
- J104** - TAN



### LONG SLEEVE T-SHIRTS

- J108** - BLACK LONG SLEEVE
- J105** - WHITE LONG SLEEVE

## JE EXTRAS



### KEY RING J400X

Keep a JE Piston with you at all times. Custom machined just like the real ones, only smaller.



### BANNER J901X

Show your true colors. JE colors that is. This durable 4' x 3 1/2' vinyl banner with brass grommets, shows your support for the number one piston in the world.



## CALCULATING COMPRESSION RATIO

$$CR = \frac{\text{SWEPT VOL.} + \text{TDC VOL.}}{\text{TDC VOL.}}$$

**Swept Volume** =  $3.1416 \times \text{Bore} \times \text{Bore} \times \text{Stroke} \div 4$

**TDC Volume** = Cylinder Head Volume + Gasket Volume + Deck Volume + Piston Dish (-Dome) Volume

**Gasket Volume** =  $3.1416 \times \text{Gasket Bore} \times \text{Gasket Bore} \times \text{Compressed Gasket Thickness} \div 4$

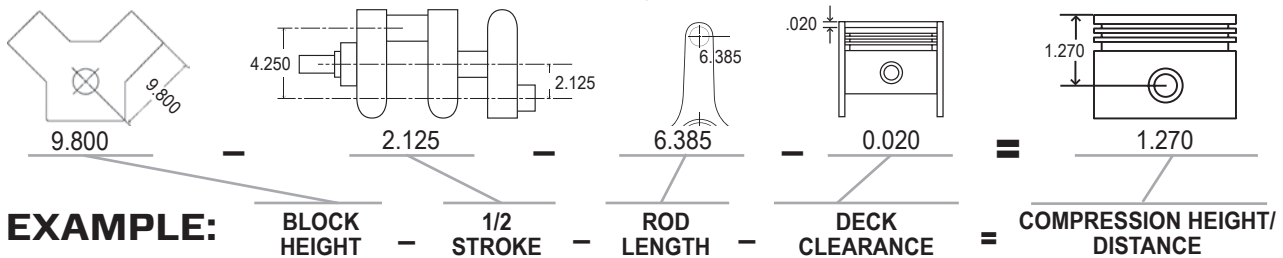
**Deck Volume** =  $3.1416 \times \text{Bore} \times \text{Bore} \times \text{Deck Clearance} \div 4$

**Piston volume** = as published in JE catalog  $\times -.061$

**Head volume** = as published in cc's  $\times .061$

Always use cc's or ci's, do not mix the two. To convert cc's to ci's multiply cc's by .061

## CALCULATING COMPRESSION HEIGHT/DISTANCE



### PISTON/DOME TO HEAD AND SPARK PLUG CLEARANCE

Always check piston/dome to head and spark plug clearance to assure proper clearance (See fig.1). Minimum clearance for steel rod = .040", aluminum = .060". Check using clay with piston installed on rod at TDC, be sure to rock the piston back and forth in the bore to get total minimum running clearance.

### PISTON TO VALVE CLEARANCE

Piston to valve clearance is determined by cam lift, lobe separation, duration, valve margin, head design, and aftermarket milling of cylinder head. Minimum recommended clearance for intake & exhaust valve is .100" in depth and .050" radially. Check by using clay or follow cam manufacturers recommendations for checking clearance, making sure the cam is degreed exactly as it will be during operation.

### CRANK COUNTERWEIGHT TO PISTON CLEARANCE

Always check crank counterweight to piston clearance at BDC. Recommended minimum is .060".

### CONNECTING ROD TO PISTON CLEARANCE

Due to the large variation in rod widths and material thickness above pin, always check for proper piston to rod clearance on OEM, aftermarket steel rods and aluminum rods. Recommended clearance is .050" min per side and .050" min from top of rod to piston. With the piston installed on the rod, rock the piston side to side and rotate forward and backward to ensure proper clearance. See figure 2.

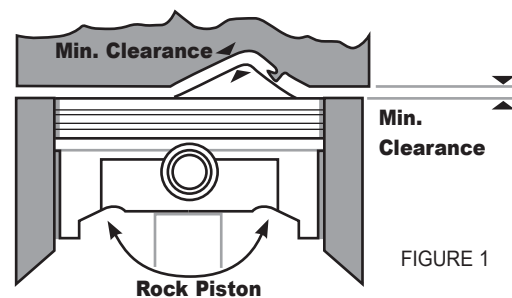


FIGURE 1

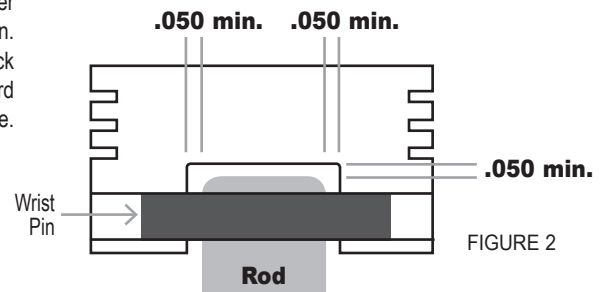


FIGURE 2





## HOW TO

Convert from Cubic Centimeters to Cubic Inches

Multiply **by .0610237**

Example **1835cc x .0610237= 111.98**

Convert from Cubic Inches to Cubic Centimeters

Multiply **by 16.387064**

Example **350ci x 16.387064= 5735.47**

Convert from Inches to Millimeters

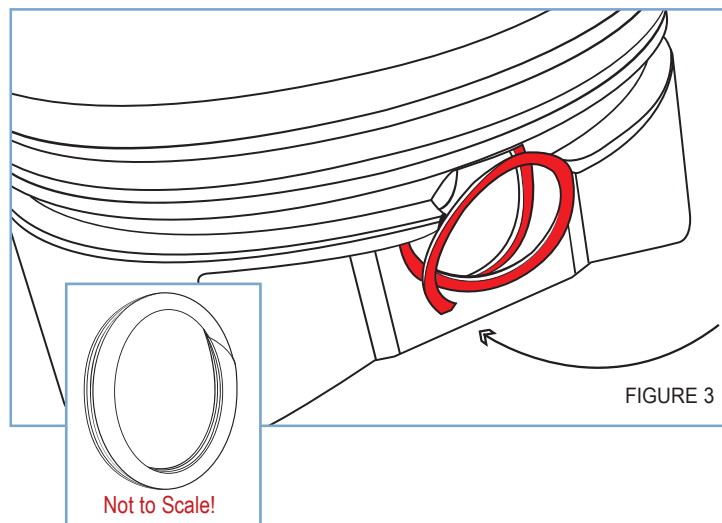
Multiply **by 25.4**

Example **3.189 x 25.4= 81.00mm**

Convert from Millimeters to Inches

Multiply **by .0393701**

Example **81mm x .0393701= 3.1889**



## INSTALLING ROUND WIRE LOCKS

Using the 4 o'clock position of the pick lock groove as a reference, install one end of the lock at 1 o'clock. (The end gap of the lock should span from 1 o'clock to 3 o'clock) Position the rest of the lock as close to the wrist pin hole as possible. Insert a pick lock tool or small screwdriver into the pick lock groove and leverage the lock into place. Once the first lock is in place, install the wrist pin. Seat the lock by placing a brass or aluminum drift against the pin and strike the drift firmly with a hammer. Perform this function on a cloth towel or soft rubber pad to prevent damage to the piston. Remove the pin and re-install with the connecting rod attached. Install and seat the second lock using the same procedure, then re-seat each lock a second time.

## INSTALLING SPIRO LOCKS

Begin with the leading tip of the lock in the 12 o'clock position. Insert your thumb through the center of the lock and hook it under your thumbnail at the 10 o'clock position (roughly 1/2" to the left of the leading tip). Install the leading tip into the 11 o'clock position of the groove. (If the wrist pin hole intersects the oil ring groove, lock installation is slightly more difficult as the lock will catch on the bottom ring land) The leading edge of the lock should catch in the groove allowing it to stay on its own. Continue installing the lock by applying pressure in a circular, counter-clockwise motion (fig. 3) until it fully snaps into place. Most JE Pistons are made for double Spiro Locks, requiring 4 locks per piston (two at each end of the pin). For pistons made to accept Round Wire Locks, see the installation instructions below. The correct number of Spiro Locks must be installed in each piston or severe engine damage may occur. Do not over-stretch or re-use Spiro Locks. Do not install Spiro Locks in press-fit pin applications.



## FREQUENTLY ASKED QUESTIONS

### 1. Are your pistons forged?

Yes. All JE and SRP pistons are forged in the U.S.A. at a state-of-the-art facility in either 2618 or 4032 high-purity aluminum alloy.

### 2. Why do I have an extra set of Spiro Locks?

You don't! JE/SRP supplies double Spiro Locks (4 per piston) with most shelf-stocking pistons. Some of our pistons use different lock types such as round wire locks, single Spiro Locks, Tru-Arc locks or buttons. To verify which lock type your piston requires, find the part number in the catalog and refer to the description at the top of the section.

### 3. What is the difference between JE & SRP?

The SRP product line is manufactured as shelf-stocking only. Custom SRP pistons are NOT available. The "net" forgings used for SRP pistons are designed to reduce manufacturing time. Since time is money, you win by paying less money for a quality part.

### 4. Are rings included with your pistons?

Since there are so many ring options, we do not include them with our pistons. We believe the customer should have the benefit of choosing which rings best suit their specific application. Options include High Performance Sportsman rings, Premium Race Series rings and Nitrous Series rings, among others.

### 5. How much lift will your piston take?

There are many variables that affect piston to valve clearance. In general, the valve pocket depths will provide sufficient clearance for most flat-tappet and hydraulic roller camshafts. Please refer to the tech page for procedures on checking piston to valve clearance.

### 6. What is the number on the underside of the piston?

The number on the bottom is simply a raw forging number. It does not contain specific information about the finished part, only what family the raw forging is from. In order to give you specific information on a finished part, the part number or job number is required. This is a six-digit number that is laser-etched into the bottom of the pin tower if your pistons were produced after late 2004. If produced prior to this time, the number will appear on the box the pistons came in, the spec sheet that came in the box and the packing slip/invoice that accompanied the shipment. If none of these are available, call us with the critical measurements and we can help you determine which piston you have. Or, if you prefer, send one of the pistons to us and we will identify it for you at no charge (freight not included).

### 7. How do I get a printed catalog from one of your other product lines?

Email us at [info@jepistons.com](mailto:info@jepistons.com), or call 714-898-9763 and we will send you one.

### 8. What kind of ring end gap should I run?

We supply ring spec sheets with all of our ring sets which include end gap recommendations. If you misplace it, or would like specific gap recommendations for your combination, our experienced and helpful sales and technical staff can help you.

### 9. How do I know my piston to wall clearance, and where do I get the measurement?

A piston spec sheet comes in each box of JE and SRP pistons to use as a guideline for piston to wall clearances. In most cases, the gauge point is .500" above the bottom of the skirt. The clearance given on the spec sheet is a recommended minimum, more clearance should be added for turbo, supercharged, nitrous, marine, endurance or filled block applications. Our experienced and helpful sales and technical staff can answer any questions you may have.

## FORMULA FOR MPH

$$\text{MPH} = \text{TIRE RADIUS} \div 168 \times \text{ENGINE RPM} \div \text{GEAR RATIO}$$

**Example:** What MPH at 6500 RPM with a 4.9 rear axle and 14 inch radius tire in 4th (1:1) gear?  
 $\text{MPH} = 14 \div 168 \times 6500 \div 4.90 \div 1 = 111 \text{ MPH}$

**Example:** In 3rd gear (1.34)?

$$\text{MPH} = 14 \div 168 \times 6500 \div 4.90 \div 1.34 = 83 \text{ MPH}$$

**Note:** Tire Radius is distance, in inches, from center of wheel to top of the tire.

**Note:** Gear Ratio is Rear Axle ratio divided by transmission Gear Ratio.

## FORMULA FOR RPM

$$\text{RPM} = 168 \times \text{GEAR RATIO} \times \text{MPH} \div \text{TIRE RADIUS}$$

**Example:** Using the first example, what will be the RPM after shift from 3rd to 4th gear at 83 MPH?

$$\text{RPM} = 168 \times 4.90 \times 83 \div 14 = 4880 \text{ RPM}$$

## FORMULA FOR GEAR RATIO

$$\text{GEAR RATIO} = \text{TIRE RADIUS} \times \text{RPM} \div 168 \div \text{MPH}$$

**Example:** Using the first example, what gear ratio is required for 120 MPH at 6500 RPM?  
 $\text{GR} = 14 \times 6500 \div 168 \div 120 = 4.51$

## FORMULA FOR TIRE RADIUS

$$\text{TIRE RADIUS} = 168 \times \text{MPH} \times \text{GEAR RATIO} \div \text{RPM}$$

**Example:** Using the first example, what tire radius for 120 MPH at 6000 RPM with a 4.11 gear?

$$168 \times 110 \times 4.11 \div 6000 = 12.7 \text{ inches}$$

**Note:** Approximately a 25" diameter tire. Remember that the tire radius will be less during hard acceleration than when the vehicle is standing still. Also, radius will be greater at high speed due to tire expansion from centrifugal force.

## FORMULA FOR HPQ

$$\text{HPQ} = (0.00426 \times \text{MPH})^3 \times \text{WEIGHT}$$

**HPQ** = Engine horsepower required to reach MPH in quarter mile

**Note:** understates HP required at speeds exceeding 100mph

**Note:** assumes engine HP must be 2 x the HP required at drive wheels

**Example:** What engine HP is required to achieve 110 MPH in a 3200 pound vehicle in 1/4 mile?

$$\text{HPQ} = (0.00426 \times 110) \times (0.00426 \times 110) \times (0.00426 \times 110) \times 3200 = 329 \text{ engine HP}$$

## FORMULA FOR HP AND TORQUE

$$\text{HP} = \text{TORQUE} \times \text{RPM} \div 5252 \quad \text{TORQUE} = \text{HP} \times 5252 \div \text{RPM}$$

**Example:** What torque is required to generate 329 HP at 6000 RPM?

$$T = 329 \times 5252 \div 6000 = 288 \text{ foot pounds @ 6000 RPM}$$

**Example:** What torque is required for 296 HP at 4880 RPM?

$$T = 296 \times 5252 \div 4880 = 319 \text{ foot pounds @ 4880 RPM}$$

## FORMULA FOR CID (Cubic Inch Displacement)

$$\text{CID} = \text{NUMBER OF CYLINDERS} \times \text{SWEEPED VOLUME}$$

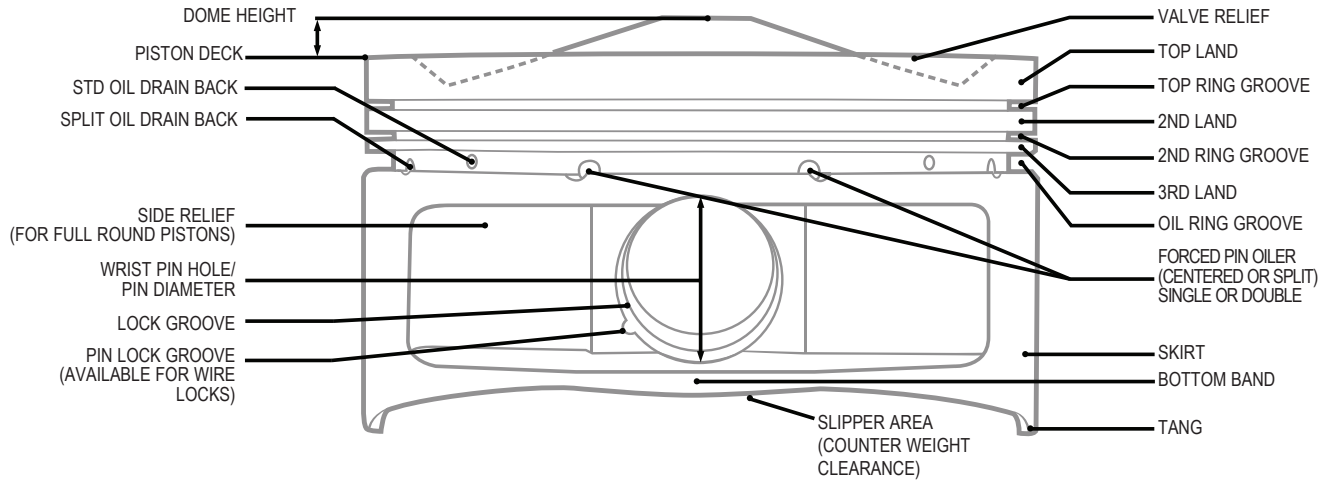
**Note:** CID = N x 0.7854 x bore x bore x stroke (all in inches)

**Example:** What is CID of a V8 with a "30 over", 4 inch bore and 3.48 inch stroke?

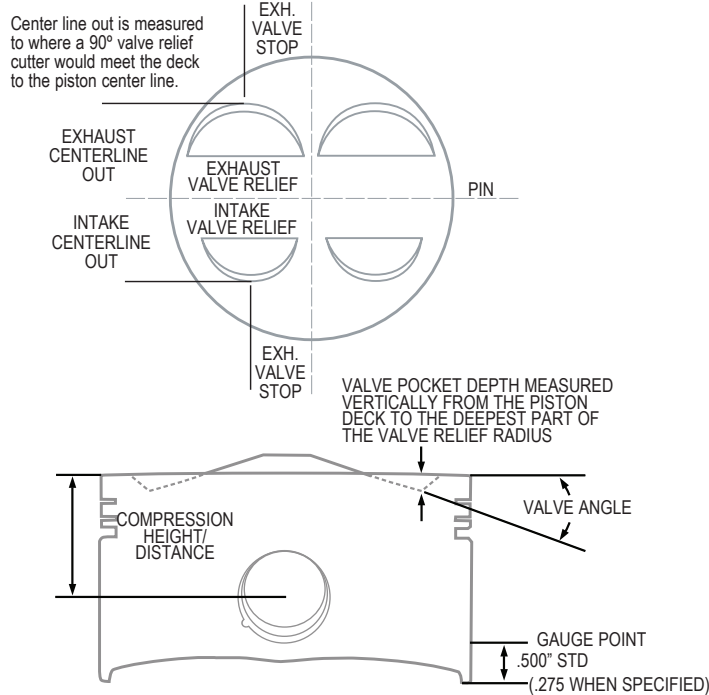
$$\text{CID} = 8 \times 0.7854 \times 4.030 \times 3.48 = 355 \text{ cu. inches}$$



## PISTON TERMINOLOGY



## VALVE LOCATION TERMINOLOGY



## PISTON TO WALL CLEARANCE

### 4032 ALLOY PISTONS

	Bore Range	Min. Clearance
Sport Compact	2.500 to 3.625	.0022 to .0028
Sport Compact	3.626 to 3.999	.0025 to .0035

### 4032 ADDITIONAL CLEARANCE GUIDE LINES

Drag Race	+ .0010 - .0020
Turbo/Nitrous	+ .0005 - .0010
Road Race	+ .0005 - .0010

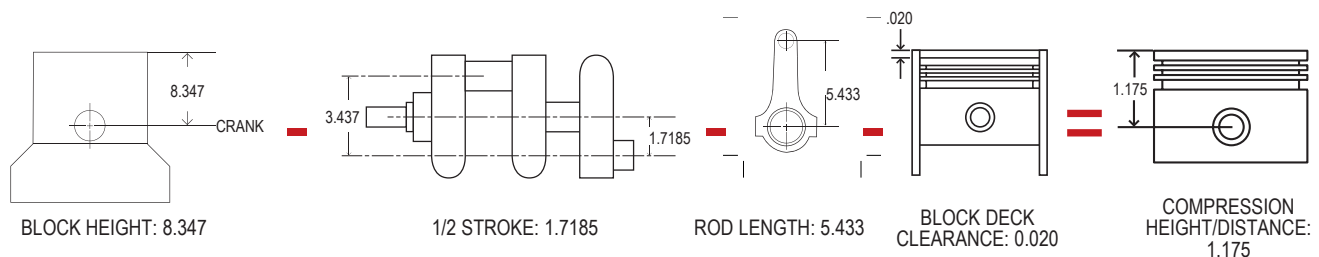
### 2618 ALLOY PISTONS

	Bore Range	Min. Clearance
Sport Compact	2.500 to 3.625	.0025 to .0035
Sport Compact	3.626 to 3.999	.0030 to .0040

### 4032 ALLOY PISTONS

Drag Race	+ .0010 - .0020
Forced Induction/Nitrous	+ .0015 - .0025
Turbo/Nitrous	+ .0015 - .0020
Road Race	+ .0015 - .0025

## COMPRESSION HEIGHT





Attn: (JE Sales Associate)



# Custom Piston Order Form

TEL (714) 898-9763 • FAX (714) 893-8297 • www.jepistons.com

Engine Make: \_\_\_\_\_ Model: \_\_\_\_\_ Year: \_\_\_\_\_

Number of Cylinders: \_\_\_\_\_ Order Quantity of Pistons: \_\_\_\_\_

Cubic Inch Displacement: \_\_\_\_\_ Max RPM: \_\_\_\_\_ Approx. HP: \_\_\_\_\_

Bore Material: \_\_\_\_\_ Max Torque: \_\_\_\_\_

Aluminum  Iron  Steel  Nixsail

Bore Size: \_\_\_\_\_ Stroke: \_\_\_\_\_

Rod Length: \_\_\_\_\_

Steel  Aluminum  Titanium

Brand: \_\_\_\_\_

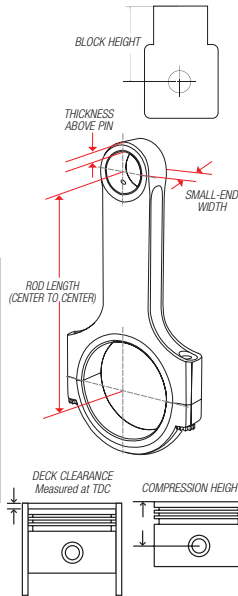
Rod Small-End Width: \_\_\_\_\_

Thickness Above Pin: \_\_\_\_\_

Piston Guided Rod  Yes  No

### Compression Height Calculation Table

Block Height: _____
-1/2 of Stroke: _____
Rod Length: _____
Deck Clearance +/-: _____
Compression Height: _____



Head Gasket Thickness: \_\_\_\_\_

Head Gasket ID: \_\_\_\_\_

Compression Ratio: \_\_\_\_\_

**CAMSHAFT SPECS:**  Hydraulic  Solid  Roller

Gross Valve Lift: In: \_\_\_\_\_ Ex: \_\_\_\_\_

Lobe Separation (°): \_\_\_\_\_ Duration @.050: In: \_\_\_\_\_ Ex: \_\_\_\_\_

Degreed in Std. °: + \_\_\_\_\_ ° - \_\_\_\_\_ °

Valve Lift @ TDC: In: \_\_\_\_\_ Ex: \_\_\_\_\_

**CYLINDER HEAD** Type: \_\_\_\_\_ Pt#: \_\_\_\_\_

Combustion Chamber Size: \_\_\_\_\_ cc's

Valve Diameter: In: \_\_\_\_\_ Ex: \_\_\_\_\_

Free Drop (If Known): \_\_\_\_\_

Was Cylinder Head Milled?:  Yes  No

If Cylinder Head Was Milled, How Much?: Flat: \_\_\_\_\_ Angled: \_\_\_\_\_

### Piston Type (Circle One If Known):

Dome  Flat Top  Dish  Inverted Dome  
 Conical  Spherical  Round  3D

**Pistons Designed For:**  Circle Track  Asphalt  Dirt  
 Drag Race  Road Race  Marine  Street/Strip  
 Other (Please Specify): \_\_\_\_\_

**Is Your Motor:**  Carbureted  Injected

Turbo Charged: Lbs. Boost: \_\_\_\_\_  Blown: Lbs. Boost: \_\_\_\_\_

Nitrous - How Much HP:  100  250  350  400+

Other (Please Specify): \_\_\_\_\_

**Fuel Type:**  Pump Gas  Race Gas  Alcohol  Nitro

REV NC

Purchasing Rings with Order:  Yes  No Cylinder Qty: \_\_\_\_\_

If **NOT** Purchasing Rings, Please Provide Ring Set Brand and Part Number: \_\_\_\_\_

Axial Ring Height: **AXIAL RING HEIGHT**

Top: \_\_\_\_\_ 2nd: \_\_\_\_\_ Oil: \_\_\_\_\_

Radial Ring Widths: **RADIAL RING WIDTH**

Top: \_\_\_\_\_ 2nd: \_\_\_\_\_ Oil: \_\_\_\_\_

### OPTIONAL FEATURES

\*For details on custom piston features and terminology refer to catalog pages VIII and IX

Gas Ports; Vertical: \_\_\_\_\_ Spin Boss: \_\_\_\_\_

Gas Ports; Lateral: \_\_\_\_\_ Window Mill: \_\_\_\_\_

Accumulator Grooves: \_\_\_\_\_ Skirt Coating: \_\_\_\_\_

Contact Reduction: \_\_\_\_\_ DBL Pin Oilers: \_\_\_\_\_

Oil Rail Supports: \_\_\_\_\_ Pin Fit: \_\_\_\_\_

### PIN SPECS

Pin Diameter: \_\_\_\_\_ Length: \_\_\_\_\_ Wall Thickness: \_\_\_\_\_ Qty: \_\_\_\_\_

Pins With Order:  Yes  No Pin Fit:  Yes  No

Pin Series:  51  52  72  93  94  95  44

Locks:  Double Spiro Lock  Wire Lock  Tru Arc  HookWire  
 Single Spiro Lock  Single Tru Arc  Buttons

**JE Pistons reserves the right to choose the appropriate pin length if supplying pins per each piston design.**

### Expedite Service (Does not apply to components)

7 Day + 25%  5 Day + 40%  3 Day + 50%

### BILLING INFORMATION

Bill To: \_\_\_\_\_ Acct #: \_\_\_\_\_

Address: \_\_\_\_\_

Ship To: \_\_\_\_\_ Acct #: \_\_\_\_\_

Address: \_\_\_\_\_

Phone: \_\_\_\_\_ Fax: \_\_\_\_\_

Ship Method: \_\_\_\_\_ P.O. #: \_\_\_\_\_

CC#: \_\_\_\_\_ CVC#: \_\_\_\_\_

Name On Card: \_\_\_\_\_ Exp: \_\_\_\_\_

Deposit Amount (50% req.): \_\_\_\_\_ Billing Zip Code: \_\_\_\_\_

Signature: \_\_\_\_\_ Date: \_\_\_\_\_

Customer's Email address: \_\_\_\_\_

**RETURN POLICY:** Custom pistons are returnable only for defects in workmanship or materials in the as received condition. Under no circumstances will parts be returnable after 90 days. Please check packaging for complete details regarding return policy. All returns require "Return Materials Authorization" (RMA) number, available from the JE sales department.

CUSTOM PISTON ORDER FORM



**MASTERS**  
**OF**  
**MOTORS**  
AWARDS

JE Pistons is proud to announce the Masters of Motors™ competition. The first of its kind, Masters of Motors pits the country's top-engine builders against each other to win the coveted "Engine-uity" award!

More information on rules, regs, dates and how to enter can be found on our blog.

2019 JE Pistons. All Rights Reserved