IQ Patented Smart Coil VS OE Version

Test Condition ： Power Supply 14.4V @ 50Hz

Test Data

1 ： Spark Energy (MJ) Vz 1000V

	OE	IQ	OE+10%	(IQ/OE)%
1ms	10.6	15.2	11.66	43.40%
2ms	33	44.6	36.3	35.15%
3ms	60	80	66	33.33%
4ms	90.4	121	99.44	33.85%
5ms	120	156	132	30.00%
6ms	149	189	163.9	26.85%
7ms	170	216	187	27.06%
8ms	184	236	202.4	28.26%

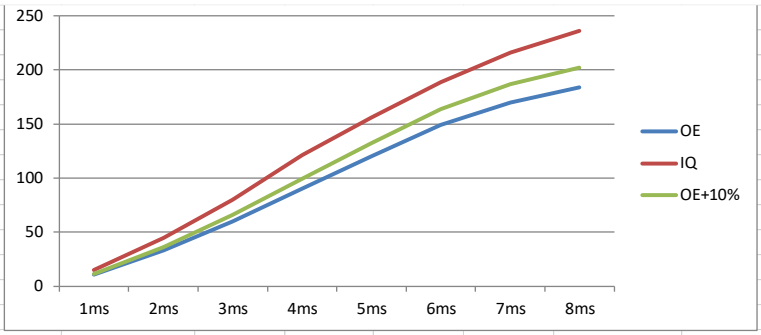

2 ： Output Energy （KV) OC

	OE	IQ	OE+10%	(IQ/OE)%
1ms	20.8	21.8		4.81%
2ms	32.8	35.2		7.32%
3ms	39.2	41.2		5.10%
4ms	44	44.8		1.82%
5ms	46.4	47.5		2.37%
6ms	46.8	49.2		5.13%
7ms	47.2	50.8		7.63%
8ms	48	51.4		7.08%

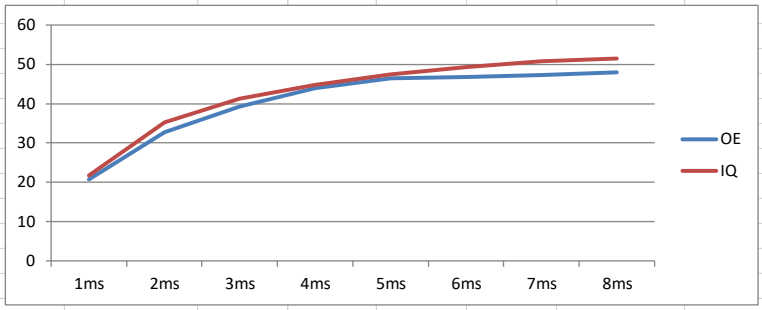

3 ： Amperage （A)

	OE	IQ	OE+10%	(IQ/OE)%
1ms	2.2	2.8		27.27%
2ms	3.6	4.6		27.78%
3ms	5	6.4		28.00%
4ms	6.4	8		25.00%
5ms	8	9.6		20.00%
6ms	10.4	11.2		7.69%
7ms	13.4	13		-2.99%
8ms	16.4	14.4		-12.20%

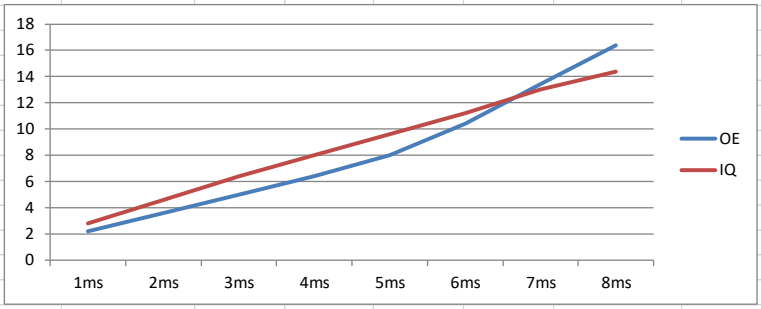

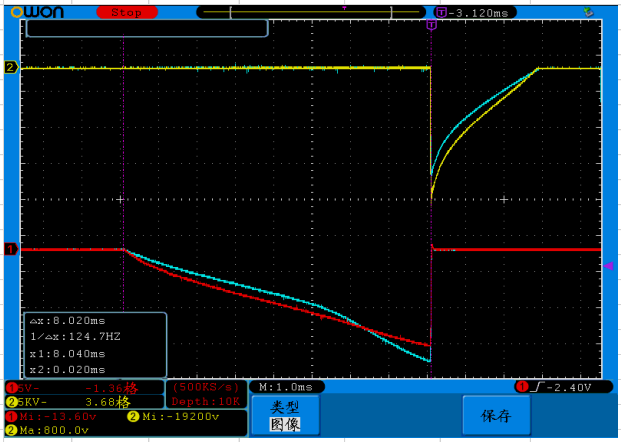

8ms, Amp Waveform, Blue: OE, Yellow: IQ Spark Amp Waveform, Red: IQ Input Amp

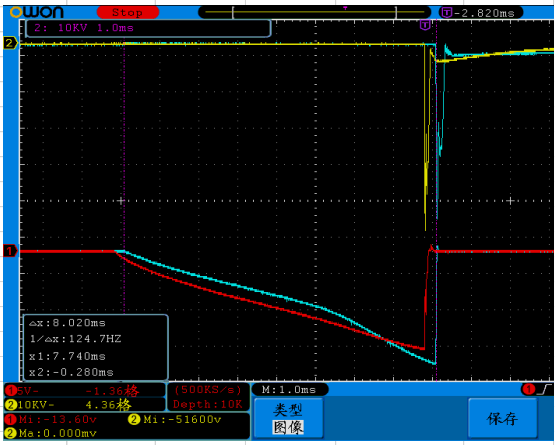

8ms, Voltage Waveform, Blue: OE, Yellow: IQ Spark Voltage Waveform, Red: IQ Input Amp