

PEDAL ASSEMBLIES



FLOOR MOUNT
BALANCE BAR BRAKE

REVERSE MOUNT
CLUTCH/BRAKE



TRIPLE FLOOR MOUNT
WITH THROTTLE PEDAL

OFFSET CLUTCH/BRAKE
ADJUSTABLE RATIO



REVERSE SWING MOUNT
DUAL MASTER CYLINDER



SINGLE PEDAL
FOR TANDEM MC



HAND BRAKE
ASSEMBLIES



TANDEM MOUNT
BALANCE BAR

BRAKE PADS

Performance friction compounds
for street, track days, OEM,
and pro racing.



BRAKE FLUIDS




BLEED
BOTTLE

EXP 600 PLUS

HI-TEMP® 570

PROPORTIONING VALVES

COMPACT
PROPORTIONING VALVE



COMBINATION
PROPORTIONING
VALVE



MASTER CYLINDERS

COMPACT TANDEM



TANDEM



REMOTE TANDEM WITH
ANGLED RESERVOIRS



COMPACT REMOTE



HIGH-VOLUME



GS INTEGRAL



GS REMOTE



NEW
MASTER CYLINDER
PUSHROD LENGTH TOOL

LIGHTWEIGHT RESERVOIRS



Since 1977, Wilwood Engineering has been a leader in high-performance brake systems and an OEM solutions provider to many industries. All operations, from R&D and manufacturing to distribution and support, are located in the Camarillo, CA headquarters.

NOTES

P/N: QF-STREETPERF REV. DATE: 11/04/2025

4700 Calle Bolero
Camarillo, CA 93012
(805) 388-1188



DISC BRAKES
wilwood

FOLLOW US ON:



LEARN MORE



wilwood.com

PROSPINDLES

CALIPERS



PRECISION BRAKING

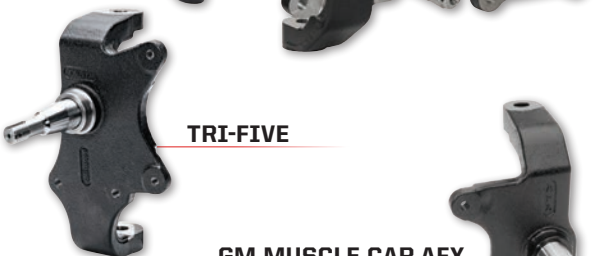
| BRAKE KITS | CALIPERS | ROTORS | MASTER CYLINDERS | PEDALS | PRESSURE VALVES | HATS | BRAKE FLUID |
| BRAKE PADS | HUBS | PROSPINDLES | BRAKE LINES | FLEXLINES | PARKING BRAKES | HARDWARE |



NEW
2" DROP PROSPINDLE W/HUB



PROSPINDLE
STOCK OR 2" DROP



TRI-FIVE



GM MUSCLE CAR AFX



GM MUSCLE CAR AFX 2ND GEN



CHEVY C10 / GMC C15



CHEVY C10 / GMC C15



CHEVY / GMC C1500



TX6R



SX6R



AEROLITE



D8



DYNAPRO 6



SUPERLITE



GM D52



DYNALITE



SUPERCAR



PRO-TOURING



TRUCKS



CLASSIC



MUSCLE CAR




REAR AXLE



HOT ROD



IMPORT



Electric Parking
Brake Caliper

EPB

PARKING BRAKE KITS

NOTES



COLOR OPTIONS

*Additional charges may apply.

wilwood.com
ESTABLISHED 1977